

ICTO



Republic of the Philippines
CITY GOVERNMENT of NAVOTAS
OFFICE OF THE CITY ACCOUNTANT
1052 Mariano Naval Street, Navotas City 1485



May 02, 2023

Ms. **MARIA IRISH ALOHA D. CUBILLAN**
Public Information Officer

Mr. **RENATO REYES**
ICT Officer

This City

Dear Ms. Cubillan and Mr. Reyes,

Respectfully forwarded herewith the Statement of Income and Expense of eighteen (18) barangays as follows:

San Rafael Village	November 2022
NBBS-Proper	November 2022
NBBS-Kaunlaran	May 2022
NBBS-Dagat-dagatan	November 2022
Northbay Boulevard North	December 2022
Bangkulasi	November 2022
Bagumbayan South	December 2022
Bagumbayan North	March 2022
Navotas East	November 2022
Navotas West	November 2022
Sipac-Almacen	November 2022
San Jose	November 2022
Daanghari	December 2022
San Roque	October 2022
Tangos-South	December 2022
Tangos-North	May 2022
Tanza I	December 2022
Tanza II	December 2022

Relatively thereto, we would like to request your respective offices to post the same in the designated bulletin boards within the City of Navotas and in the Official Website.

Your immediate preferential consideration on this matter will be highly appreciated.


Thank you very much.

Respectfully yours,

[Signature]
EVANGELINE P. CRUZ, CPA
City Accountant *[Signature]*

cc: file

OFFICE OF THE CITY ACCOUNTANT
1052 Mariano Naval Street, Sipac, Navotas City 1485
Telefax (02) 281 4080

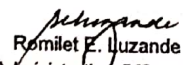


Republic of the Philippines
Barangay SAN RAFAEL VILLAGE
City of Navotas

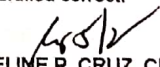
Statement of Financial Performance
For the Eleven (11) Months Ended November 30, 2022

	<u>2022</u>
Revenue	
Tax Revenue	3,451,485.62
Share from Internal Revenue Collections	4,552,010.10
Share from National Wealth	-
Service and Business Revenue	1,578.32
Grants and Donations	-
Gains	-
Total Revenue	<u>8,005,074.04</u>
Less: Current Operating Expenses	
Personnel Services	2,002,700.00
Maintenance and Other Operating Expenses	4,169,880.64
Non-Cash Expenses	738,704.79
Financial Expenses	-
Current Operating Expenses	<u>6,911,285.43</u>
Surplus (Deficit) from Current Operation	1,093,788.61
Add (Deduct):	
Transfers, Assistance and Subsidy From	1,000.00
Transfers, Assistance and Subsidy To	-
Surplus (Deficit) for the period	<u><u>1,094,788.61</u></u>

Prepared by:


Romilet E. Luzande
Administrative Officer IV

Certified correct:


EVANGELINE P. CRUZ, CPA
City Accountant

Republic of the Philippines
Barangay NBBS - PROPER
City of Navotas

Statement of Financial Performance
For the Eleven (11) Months Ended November 30, 2022

	<u>2022</u>
Revenue	
Tax Revenue	13,315,671.93
Share from Internal Revenue Collections	17,227,920.60
Share from National Wealth	-
Service and Business Revenue	134,004.58
Grants and Donations	-
Gains	-
Total Revenue	<u>30,677,597.11</u>
Less: Current Operating Expenses	
Personnel Services	13,560,000.00
Maintenance and Other Operating Expenses	4,401,459.42
Non-Cash Expenses	3,021,040.77
Financial Expenses	-
Current Operating Expenses	<u>20,982,500.19</u>
Surplus (Deficit) from Current Operation	9,695,096.92
Add (Deduct):	
Transfers, Assistance and Subsidy From	1,000.00
Transfers, Assistance and Subsidy To	-
Surplus (Deficit) for the period	<u><u>9,696,096.92</u></u>

Prepared by:


Romilet E. Cruz
Administrative Officer IV

Certified correct:



EVANGELINE P. CRUZ, CPA
City Accountant

Republic of the Philippines
Barangay NBBS - KAUNLARAN
City of Navotas

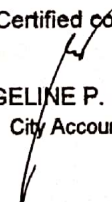
Statement of Financial Performance
For the Five (5) Months Ended May 31, 2022

	<u>2022</u>
Revenue	
Tax Revenue	3,518,257.54
Share from Internal Revenue Collections	9,277,969.50
Share from National Wealth	-
Service and Business Revenue	133,911.87
Grants and Donations	-
Gains	-
Total Revenue	<u>12,930,138.91</u>
Less: Current Operating Expenses	
Personnel Services	3,955,700.00
Maintenance and Other Operating Expenses	597,438.59
Non-Cash Expenses	1,912,493.05
Financial Expenses	-
Current Operating Expenses	<u>6,465,631.64</u>
Surplus (Deficit) from Current Operation	6,464,507.27
Add (Deduct):	
Transfers, Assistance and Subsidy From	1,000.00
Transfers, Assistance and Subsidy To	-
Surplus (Deficit) for the period	<u><u>6,465,507.27</u></u>

Prepared by:


Romilet E. Luzande
Administrative Officer IV

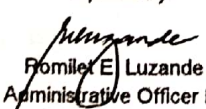
Certified correct:



EVANGELINE P. CRUZ, CPA
City Accountant

Republic of the Philippines
Barangay NBBS-Dagat-dagatan
City of Navotas

Statement of Financial Performance
For the Eleven (11) Months Ended November 30, 2022

	<u>2022</u>
Revenue	
Tax Revenue	1,931,148.27
Share from Internal Revenue Collections	29,676,616.20
Share from National Wealth	-
Service and Business Revenue	282,646.56
Grants and Donations	-
Gains	-
Total Revenue	<u>31,890,411.03</u>
Less: Current Operating Expenses	
Personnel Services	9,307,519.39
Maintenance and Other Operating Expenses	6,723,311.83
Non-Cash Expenses	2,851,455.48
Financial Expenses	-
Current Operating Expenses	<u>18,882,286.70</u>
Surplus (Deficit) from Current Operation	13,008,124.33
Add (Deduct):	
Transfers, Assistance and Subsidy From	1,000.00
Transfers, Assistance and Subsidy To	-
Surplus (Deficit) for the period	<u><u>13,009,124.33</u></u>


Prepared by:

Romilex E. Luzande
Administrative Officer IV


Certified correct:

EVANGELINE P. CRUZ, CPA
City Accountant

Republic of the Philippines
Barangay North Bay Boulevard North
City of Navotas

Statement of Financial Performance
For the Year Ended December 31, 2022
 (with comparative figures from CY 2021)

	2022	2021
Revenue		
Tax Revenue	4,572,290.61	3,710,678.72
Share from Internal Revenue Collections	14,237,965.80	11,549,871.00
Share from National Wealth	-	-
Service and Business Revenue	181,938.12	244,572.56
Grants and Donations	1,000,000.00	8,040,583.45
Gains	-	-
Total Revenue	19,992,194.53	23,545,705.73
Less: Current Operating Expenses		
Personnel Services	7,753,751.96	7,362,342.66
Maintenance and Other Operating Expenses	5,775,591.39	4,269,681.72
Non-Cash Expenses	2,681,057.19	1,747,965.50
Financial Expenses	-	-
Current Operating Expenses	16,210,400.54	13,379,989.88
Surplus (Deficit) from Current Operation	3,781,793.99	10,165,715.85
Add (Deduct):		
Transfers, Assistance and Subsidy From	1,000.00	1,000.00
Transfers, Assistance and Subsidy To	(748,324.50)	(254,619.50)
Surplus (Deficit) for the period	3,034,469.49	9,912,096.35

Prepared by:

 Romilet E. Lizande
 Administrative Officer IV


Certified correct:

 EVANGELINE P. CRUZ, CPA
 City Accountant

Republic of the Philippines
Barangay BANGKULASI
City of Navotas


Statement of Financial Performance
For the Eleven (11) Months Ended November 30, 2022

	<u>2022</u>
Revenue	
Tax Revenue	2,351,447.67
Share from Internal Revenue Collections	8,730,552.60
Share from National Wealth	-
Service and Business Revenue	116,470.07
Grants and Donations	-
Gains	-
Total Revenue	<u>11,198,470.34</u>
Less: Current Operating Expenses	
Personnel Services	3,917,950.00
Maintenance and Other Operating Expenses	3,623,769.02
Non-Cash Expenses	780,910.36
Financial Expenses	-
Current Operating Expenses	<u>8,322,629.38</u>
Surplus (Deficit) from Current Operation	2,875,840.96
Add (Deduct):	
Transfers, Assistance and Subsidy From	1,000.00
Transfers, Assistance and Subsidy To	-
Surplus (Deficit) for the period	<u><u>2,876,840.96</u></u>

Prepared by:


Romiley E. Luzande
Administrative Officer IV

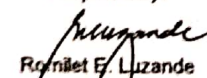
Certified correct:



EVANGELINE P. CRUZ, CPA
City Accountant

Republic of the Philippines
Barangay BAGUMBAYAN SOUTH
City of Navotas

Statement of Financial Performance
For the Year Ended December 31, 2022
 (with comparative figures from CY 2021)

	2022	2021
Revenue		
Tax Revenue	1,508,739.52	1,855,118.91
Share from Internal Revenue Collections	5,756,394.60	4,922,741.70
Share from National Wealth	-	-
Service and Business Revenue	12,815.76	10,942.96
Grants and Donations	-	-
Gains	-	-
Total Revenue	7,277,949.88	6,788,803.57
Less: Current Operating Expenses		
Personnel Services	3,157,000.00	3,134,197.64
Maintenance and Other Operating Expenses	2,030,130.66	1,190,068.79
Non-Cash Expenses	568,927.60	873,523.38
Financial Expenses	-	-
Current Operating Expenses	5,756,058.26	5,310,448.21
Surplus (Deficit) from Current Operation	1,521,891.62	1,478,355.36
Add (Deduct):		
Transfers, Assistance and Subsidy From	1,000.00	1,000.00
Transfers, Assistance and Subsidy To	(246,149.70)	(112,658.40)
Surplus (Deficit) for the period	1,276,741.92	1,479,355.36

Prepared by:

 Romilit E. Lizande
 Administrative Officer IV


Certified correct:

 EVANGELINE P. CRUZ, CPA
 City Accountant

Republic of the Philippines
Barangay BAGUMBAYAN NORTH
City of Navotas

Statement of Financial Performance
For the Three (3) Months Ended March 31, 2022

	<u>2022</u>
Revenue	
Tax Revenue	502,653.31
Share from Internal Revenue Collections	816,131.70
Share from National Wealth	-
Service and Business Revenue	10,946.33
Grants and Donations	-
Gains	-
Total Revenue	<u>1,329,731.34</u>
Less: Current Operating Expenses	
Personnel Services	229,650.00
Maintenance and Other Operating Expenses	245,857.32
Non-Cash Expenses	151,479.30
Financial Expenses	-
Current Operating Expenses	<u>626,986.62</u>
Surplus (Deficit) from Current Operation	702,744.72
Add (Deduct):	
Transfers, Assistance and Subsidy From	1,000.00
Transfers, Assistance and Subsidy To	-
Surplus (Deficit) for the period	<u><u>703,744.72</u></u>

Prepared by:


Romile E. Luzande
Administrative Officer IV

Certified correct:


EVANGELINE P. CRUZ, CPA
City Accountant

Republic of the Philippines
Barangay NAVOTAS EAST
City of Navotas


Statement of Financial Performance
For the Eleven (11) Months Ended November 30, 2022

	<u>2022</u>
Tax Revenue	1,543,654.20
Share from Internal Revenue Collections	3,378,919.50
Share from National Wealth	-
Service and Business Revenue	58,789.75
Grants and Donations	-
Gains	-
Total Revenue	<u>4,981,363.45</u>
Less: Current Operating Expenses	
Personnel Services	2,083,200.00
Maintenance and Other Operating Expenses	1,846,879.30
Non-Cash Expenses	392,945.59
Financial Expenses	-
Current Operating Expenses	<u>4,323,024.89</u>
Surplus (Deficit) from Current Operation	658,338.56
Add (Deduct):	
Transfers, Assistance and Subsidy From	1,000.00
Transfers, Assistance and Subsidy To	-
Surplus (Deficit) for the period	<u><u>659,338.56</u></u>

Prepared by:


Romilet E. Lizande
Administrative Officer IV

Certified correct:

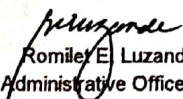

EVANGELINE P. CRUZ, CPA
City Accountant

Republic of the Philippines
Barangay NAVOTAS WEST
City of Navotas


Statement of Financial Performance
For the Eleven (11) Months Ended November 30, 2022

	<u>2022</u>
Revenue	
Tax Revenue	1,452,240.03
Share from Internal Revenue Collections	7,029,009.90
Share from National Wealth	
Service and Business Revenue	31,876.32
Grants and Donations	
Gains	-
Total Revenue	<u>8,513,126.25</u>
Less: Current Operating Expenses	
Personnel Services	2,769,700.00
Maintenance and Other Operating Expenses	3,172,645.81
Non-Cash Expenses	688,974.15
Financial Expenses	-
Current Operating Expenses	<u>6,631,319.96</u>
Surplus (Deficit) from Current Operation	1,881,806.29
Add (Deduct):	
Transfers, Assistance and Subsidy From	1,000.00
Transfers, Assistance and Subsidy To	
Surplus (Deficit) for the period	<u><u>1,882,806.29</u></u>

Prepared by:


Romiley E. Luzande
Administrative Officer IV

Certified correct:

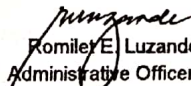

EVANGELINE P. CRUZ, CPA
City Accountant

Republic of the Philippines
Barangay SIPAC-ALMACEN
City of Navotas

Statement of Financial Performance
For the Eleven (11) Months Ended November 30, 2022

	<u>2022</u>
Revenue	
Tax Revenue	2,098,504.48
Share from Internal Revenue Collections	9,435,442.50
Share from National Wealth	-
Service and Business Revenue	69,271.61
Grants and Donations	-
Gains	-
Total Revenue	<u>11,603,218.59</u>
Less: Current Operating Expenses	
Personnel Services	4,425,681.00
Maintenance and Other Operating Expenses	3,151,829.49
Non-Cash Expenses	853,909.85
Financial Expenses	-
Current Operating Expenses	<u>8,431,420.34</u>
Surplus (Deficit) from Current Operation	3,171,798.25
Add (Deduct):	
Transfers, Assistance and Subsidy From	1,000.00
Transfers, Assistance and Subsidy To	-
Surplus (Deficit) for the period	<u><u>3,172,798.25</u></u>

Prepared by:


Romiley E. Luzande
Administrative Officer IV

Certified correct:

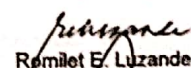

EVANGELINE P. CRUZ, CPA
City Accountant

Republic of the Philippines
Barangay SAN JOSE
City of Navotas

Statement of Financial Performance
For the Eleven (11) Months Ended November 30, 2022

	<u>2022</u>
Revenue	
Tax Revenue	2,796,509.89
Share from Internal Revenue Collections	22,162,130.10
Share from National Wealth	-
Service and Business Revenue	185,958.71
Grants and Donations	-
Gains	-
Total Revenue	<u>25,144,598.70</u>
Less: Current Operating Expenses	
Personnel Services	10,139,555.00
Maintenance and Other Operating Expenses	7,821,569.56
Non-Cash Expenses	2,572,395.73
Financial Expenses	-
Current Operating Expenses	<u>20,533,520.29</u>
Surplus (Deficit) from Current Operation	4,611,078.41
Add (Deduct):	
Transfers, Assistance and Subsidy From	1,000.00
Transfers, Assistance and Subsidy To	-
Surplus (Deficit) for the period	<u><u>4,612,078.41</u></u>

Prepared by:


Romilet E. Luzande
Administrative Officer IV


Certified correct:



EVANGELINE P. CRUZ, CPA
City Accountant

Republic of the Philippines
Barangay DAANGHARI
City of Navotas

Statement of Financial Performance
For the Year Ended December 31, 2022
 (with comparative figures from CY 2021)

	2022	2021
Revenue		
Tax Revenue	2,005,991.83	2,485,821.27
Share from Internal Revenue Collections	15,161,455.80	13,563,619.20
Share from National Wealth	-	-
Service and Business Revenue	66,583.53	64,026.22
Grants and Donations	-	-
Gains	-	(28,343.73)
Total Revenue	17,234,031.16	16,085,122.96
Less: Current Operating Expenses		
Personnel Services	8,053,415.48	8,134,281.96
Maintenance and Other Operating Expenses	5,882,959.84	3,593,945.74
Non-Cash Expenses	1,740,607.35	1,407,544.31
Financial Expenses	-	-
Current Operating Expenses	15,676,982.67	13,135,772.01
Surplus (Deficit) from Current Operation	1,557,048.49	2,949,350.95
Add (Deduct):		
Transfers, Assistance and Subsidy From	1,000.00	1,000.00
Transfers, Assistance and Subsidy To	(314,440.00)	
Surplus (Deficit) for the period	1,243,608.49	2,950,350.95

Prepared by:

 Romilet E. Lizande
 Administrative Officer IV

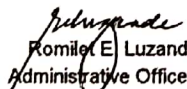
Certified correct:

 EVANGELINE P. CRUZ, CPA
 City Accountant

Republic of the Philippines
Barangay SAN ROQUE
City of Navotas


Statement of Financial Performance
For the Ten (10) Months Ended October 31, 2022

	<u>2022</u>
Revenue	
Tax Revenue	1,764,750.18
Share from Internal Revenue Collections	16,556,841.00
Share from National Wealth	-
Service and Business Revenue	95,594.28
Grants and Donations	-
Gains	-
Total Revenue	<u>18,417,185.46</u>
Less: Current Operating Expenses	
Personnel Services	5,588,388.60
Maintenance and Other Operating Expenses	5,867,530.17
Non-Cash Expenses	1,703,929.73
Financial Expenses	-
Current Operating Expenses	<u>13,159,848.50</u>
Surplus (Deficit) from Current Operation	5,257,336.96
Add (Deduct):	
Transfers, Assistance and Subsidy From	1,000.00
Transfers, Assistance and Subsidy To	-
Surplus (Deficit) for the period	<u><u>5,258,336.96</u></u>

Prepared by:


Romilio E. Luzande
Administrative Officer IV

Certified correct:



EVANGELINE P. CRUZ, CPA
City Accountant

Republic of the Philippines
Barangay TANGOS SOUTH
City of Navotas


Statement of Financial Performance
For the Year Ended December 31, 2022
 (with comparative figures from CY 2021)

	2022	2021
Revenue		
Balance Tax Revenue	1,597,356.91	1,980,439.24
Share from Internal Revenue Collections	18,927,423.90	14,708,391.30
Share from National Wealth	-	-
Service and Business Revenue	41,470.64	39,640.42
Grants and Donations	-	-
Gains	-	-
Total Revenue	20,566,251.45	16,728,470.96
Less: Current Operating Expenses		
Personnel Services	8,444,619.92	8,183,709.96
Maintenance and Other Operating Expenses	6,435,985.61	3,881,849.41
Non-Cash Expenses	2,329,147.07	1,666,213.29
Financial Expenses	-	-
Current Operating Expenses	17,209,752.60	13,731,772.66
Surplus (Deficit) from Current Operation	3,356,498.85	2,996,698.30
Add (Deduct):		
Transfers, Assistance and Subsidy From	1,000.00	1,000.00
Transfers, Assistance and Subsidy To	(368,374.00)	(290,183.00)
Surplus (Deficit) for the period	2,989,124.85	2,707,515.30

Prepared by:


 Remed E. Luzande
 Administrative Officer IV


Certified correct:



 EVANGELINE P. CRUZ, CPA
 City Accountant

Republic of the Philippines
Barangay TANGOS NORTH
City of Navotas

Statement of Financial Performance
For the Five (5) Months Ended May 31, 2022

	<u>2022</u>
Revenue	
Tax Revenue	1,450,842.59
Share from Internal Revenue Collections	7,555,851.00
Share from National Wealth	-
Service and Business Revenue	46,456.73
Grants and Donations	-
Gains	-
Total Revenue	<u>9,053,150.32</u>
Less: Current Operating Expenses	
Personnel Services	2,970,750.00
Maintenance and Other Operating Expenses	507,650.56
Non-Cash Expenses	784,351.93
Financial Expenses	-
Current Operating Expenses	<u>4,262,752.49</u>
Surplus (Deficit) from Current Operation	4,790,397.83
Add (Deduct):	
Transfers, Assistance and Subsidy From	1,000.00
Transfers, Assistance and Subsidy To	-
Surplus (Deficit) for the period	<u><u>4,791,397.83</u></u>

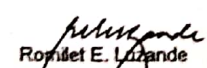
Prepared by:

Romilet E. Luzande
Administrative Officer IV


Certified correct:

EVANGELINE P. CRUZ, CPA
City Accountant

Republic of the Philippines
Barangay TANZA 1
City of Navotas

Statement of Financial Performance
For the Year Ended December 31, 2022
(with comparative figures from CY 2021)

	2022	2021
Revenue		
Tax Revenue	2,412,164.02	2,671,690.92
Share from Internal Revenue Collections	16,073,137.80	11,896,076.70
Share from National Wealth	-	-
Service and Business Revenue	189,136.45	133,876.16
Grants and Donations	-	-
Gains	-	-
Total Revenue	18,674,438.27	14,701,643.78
Less: Current Operating Expenses		
Personnel Services	7,590,956.34	6,692,674.49
Maintenance and Other Operating Expenses	6,774,303.83	3,824,896.87
Non-Cash Expenses	1,888,624.70	1,257,802.44
Financial Expenses	-	-
Current Operating Expenses	16,253,884.87	12,015,468.80
Surplus (Deficit) from Current Operation	2,420,553.40	2,686,174.98
Add (Deduct):		
Transfers, Assistance and Subsidy From	1,000.00	1,000.00
Transfers, Assistance and Subsidy To	(399,900.90)	(240,095.00)
Surplus (Deficit) for the period	2,021,652.50	2,687,174.98

Prepared by:

Romyel E. Lizaonde
Administrative Officer IV


Certified correct:

EVANGELINE P. CRUZ, CPA
City Accountant

Republic of the Philippines
Barangay TANZA 2
City of Navotas


Statement of Financial Performance
For the Year Ended December 31, 2022
 (with comparative figures from CY 2021)

	2022	2021
Revenue		
Tax Revenue	2,208,219.34	2,647,519.78
Share from Internal Revenue Collections	16,372,650.60	11,896,076.70
Share from National Wealth	-	-
Service and Business Revenue	254,725.00	199,093.26
Grants and Donations	-	-
Gains	-	-
Total Revenue	18,835,594.94	14,742,689.74
Less: Current Operating Expenses		
Personnel Services	7,305,458.14	7,628,120.22
Maintenance and Other Operating Expenses	5,001,967.42	2,148,862.53
Non-Cash Expenses	2,085,956.60	1,538,040.70
Financial Expenses	-	-
Current Operating Expenses	14,393,382.16	11,315,023.45
Surplus (Deficit) from Current Operation	4,442,212.78	3,427,666.29
Add (Deduct):		
Transfers, Assistance and Subsidy From	1,000.00	1,000.00
Transfers, Assistance and Subsidy To	(461,960.00)	(251,871.00)
Surplus (Deficit) for the period	3,981,252.78	3,176,795.29

Prepared by:


 Romilet E. Lizande

Certified correct:


 EVANGELINE P. CRUZ, CPA