



Republic of the Philippines
CITY GOVERNMENT of NAVOTAS
OFFICE OF THE CITY ACCOUNTANT
1052 Mariano Naval Street, Navotas City 1485



June 16, 2023

Ms. **JENIFER GALORPORT**
City Director - DILG

Ms. **MARIA IRISH ALOHA D. CUBILLAN**
Public Information Officer

Mr. **RENATO REYES**
ICT Officer

This City

Dear Ms. Galorport, Ms. Cubillan and Mr. Reyes,


In compliance to the full disclosure order, transparency, and Seal of Good Local Governance (SGLG), respectfully forwarded herewith for posting in the official website of the City Government, the attached copies of Statement of Financial Performance of eighteen (18) Barangays as follows:


San Rafael Village	March 2023
NBBS-Proper	November 2022
NBBS-Kaunlaran	May 2022
NBBS-Dagat-dagatan	December 2022
Northbay Boulevard North	March 2023
Bangkulasi	December 2022
Bagumbayan South	March 2023
Bagumbayan North	March 2022
Navotas East	March 2023
Navotas West	November 2022
Sipac-Almacen	November 2022
San Jose	December 2022
Daanghari	March 2023
San Roque	October 2022
Tangos-South	March 2023
Tangos-North	May 2022
Tanza I	February 2023
Tanza II	March 2023

For your immediate appropriate action, please.

Thank you very much.

Respectfully yours,


EVANGELINE P. CRUZ, CPA
City Accountant




cc: file

Republic of the Philippines
Barangay SAN RAFAEL VILLAGE
City of Navotas

Statement of Financial Performance
For the Three (3) Months Ended March 31, 2023

	<u>2023</u>
Revenue	
Tax Revenue	2,018,092.25
Share from Internal Revenue Collections	1,060,114.50
Share from National Wealth	-
Service and Business Revenue	10,208.76
Grants and Donations	-
Gains	-
Total Revenue	<u><u>3,088,415.51</u></u>
Less: Current Operating Expenses	
Personnel Services	510,400.00
Maintenance and Other Operating Expenses	239,110.40
Non-Cash Expenses	208,046.91
Financial Expenses	-
Current Operating Expenses	<u><u>957,557.31</u></u>
Surplus (Deficit) from Current Operation	2,130,858.20
Add (Deduct):	
Transfers, Assistance and Subsidy From	1,000.00
Transfers, Assistance and Subsidy To	-
Surplus (Deficit) for the period	<u><u><u>2,131,858.20</u></u></u>

Prepared by:


Romiley E. Luzande
Administrative Officer IV

Certified correct:



EVANGELINE P. CRUZ, CPA
City Accountant

Republic of the Philippines
Barangay NBBS - PROPER
City of Navotas

Statement of Financial Performance
For the Eleven (11) Months Ended November 30, 2022

	<u>2022</u>
Revenue	
Tax Revenue	13,315,671.93
Share from Internal Revenue Collections	17,227,920.60
Share from National Wealth	-
Service and Business Revenue	134,004.58
Grants and Donations	-
Gains	-
Total Revenue	<u>30,677,597.11</u>
Less: Current Operating Expenses	
Personnel Services	13,560,000.00
Maintenance and Other Operating Expenses	4,401,459.42
Non-Cash Expenses	3,021,040.77
Financial Expenses	-
Current Operating Expenses	<u>20,982,500.19</u>
Surplus (Deficit) from Current Operation	9,695,096.92
Add (Deduct):	
Transfers, Assistance and Subsidy From	1,000.00
Transfers, Assistance and Subsidy To	-
Surplus (Deficit) for the period	<u><u>9,696,096.92</u></u>

Prepared by:


Romile E. Luzande
Administrative Officer IV

Certified correct:



EVANGELINE A. CRUZ, CPA
City Accountant

Republic of the Philippines
Barangay NBBS - KAUNLARAN
City of Navotas

Statement of Financial Performance
For the Five (5) Months Ended May 31, 2022

	<u>2022</u>
Revenue	
Tax Revenue	3,518,257.54
Share from Internal Revenue Collections	9,277,969.50
Share from National Wealth	-
Service and Business Revenue	133,911.87
Grants and Donations	-
Gains	-
Total Revenue	<u>12,930,138.91</u>
Less: Current Operating Expenses	
Personnel Services	3,955,700.00
Maintenance and Other Operating Expenses	597,438.59
Non-Cash Expenses	1,912,493.05
Financial Expenses	-
Current Operating Expenses	<u>6,465,631.64</u>
Surplus (Deficit) from Current Operation	6,464,507.27
Add (Deduct):	
Transfers, Assistance and Subsidy From	1,000.00
Transfers, Assistance and Subsidy To	-
Surplus (Deficit) for the period	<u><u>6,465,507.27</u></u>

Prepared by:


Romiley E. Luzande
Administrative Officer IV

Certified correct:



EVANGELINE P. CRUZ, CPA
City Accountant

Republic of the Philippines
Barangay NBBS-Dagat-dagatan
City of Navotas

Statement of Financial Performance
For the Year Ended December 31, 2022
(with comparative figures from CY2021)

	2022	2021
Revenue		
Tax Revenue	1,991,227.17	2,560,886.05
Share from Internal Revenue Collections	32,374,492.20	18,489,033.90
Share from National Wealth	-	-
Service and Business Revenue	289,484.17	371,948.87
Grants and Donations	-	-
Gains		
Total Revenue	34,655,203.54	21,421,868.82
Less: Current Operating Expenses		
Personnel Services	11,153,459.85	11,668,656.68
Maintenance and Other Operating Expenses	9,533,234.47	6,323,530.84
Non-Cash Expenses	3,237,425.87	3,017,182.42
Financial Expenses	-	-
Current Operating Expenses	23,924,120.19	21,009,369.94
Surplus (Deficit) from Current Operation	10,731,083.35	412,498.88
Add (Deduct):		
Transfers, Assistance and Subsidy From	1,000.00	1,000.00
Transfers, Assistance and Subsidy To		
Surplus (Deficit) for the period	10,732,083.35	413,498.88

Prepared by:


Romiley E. Luzande
Administrative Officer IV

Certified correct:


EVANGELINA P. CRUZ, CPA
City Accountant

Republic of the Philippines
Barangay North Bay Boulevard North
City of Navotas

Statement of Financial Performance
For the Three (3) Months Ended March 31, 2023

	<u>2023</u>
Revenue	
Tax Revenue	1,256,266.30
Share from Internal Revenue Collections	3,309,487.20
Share from National Wealth	-
Service and Business Revenue	71,642.21
Grants and Donations	-
Gains	-
Total Revenue	<u>4,637,395.71</u>
Less: Current Operating Expenses	
Personnel Services	1,847,250.00
Maintenance and Other Operating Expenses	734,160.13
Non-Cash Expenses	872,398.92
Financial Expenses	-
Current Operating Expenses	<u>3,453,809.05</u>
Surplus (Deficit) from Current Operation	1,183,586.66
Add (Deduct):	
Transfers, Assistance and Subsidy From	1,000.00
Transfers, Assistance and Subsidy To	-
Surplus (Deficit) for the period	<u><u>1,184,586.66</u></u>

Prepared by:

Romilet E. Luzande
Administrative Officer IV

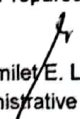
Certified correct:


EVANGELINE P. CRUZ, CPA
City Accountant

Republic of the Philippines
Barangay BANGKULASI
City of Navotas

Statement of Financial Performance
For the Year Ended December 31, 2022
(with comparative figures from CY 2021)

	2022	2021
Revenue		
Tax Revenue	2,388,568.32	2,721,342.55
Share from Internal Revenue Collections	9,524,241.00	7,040,826.00
Share from National Wealth	-	-
Service and Business Revenue	118,508.36	138,927.54
Grants and Donations	-	-
Gains	-	-
Total Revenue	12,031,317.68	9,901,096.09
Less: Current Operating Expenses		
Personnel Services	4,897,899.59	4,853,585.61
Maintenance and Other Operating Expenses	4,830,276.74	2,189,794.15
Non-Cash Expenses	875,517.66	862,049.57
Financial Expenses	-	-
Current Operating Expenses	10,603,693.99	7,905,429.33
Surplus (Deficit) from Current Operation	1,427,623.69	1,995,666.76
Add (Deduct):		
Transfers, Assistance and Subsidy From	1,000.00	1,000.00
Transfers, Assistance and Subsidy To	(208,675.00)	
Surplus (Deficit) for the period	1,219,948.69	1,996,666.76

Prepared by:

Romiley E. Luzande
Administrative Officer IV


Certified correct:

EVANGELINE P. CRUZ, CPA
City Accountant

Republic of the Philippines
Barangay BAGUMBAYAN SOUTH
City of Navotas

Statement of Financial Performance
For the Three (3) Months Ended March 31, 2023

	<u>2023</u>
Revenue	
Tax Revenue	640,174.52
Share from Internal Revenue Collections	1,228,408.20
Share from National Wealth	-
Service and Business Revenue	16,378.55
Grants and Donations	-
Gains	-
Total Revenue	<u>1,884,961.27</u>
Less: Current Operating Expenses	
Personnel Services	873,597.64
Maintenance and Other Operating Expenses	68,977.51
Non-Cash Expenses	211,552.62
Financial Expenses	-
Current Operating Expenses	<u>1,154,127.77</u>
Surplus (Deficit) from Current Operation	730,833.50
Add (Deduct):	
Transfers, Assistance and Subsidy From	1,000.00
Transfers, Assistance and Subsidy To	-
Surplus (Deficit) for the period	<u><u>731,833.50</u></u>

Prepared by:


Romilet E. Luzande
Administrative Officer IV

Certified correct:

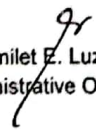

EVANGELINE P. CRUZ, CPA
City Accountant

Republic of the Philippines
Barangay BAGUMBAYAN NORTH
City of Navotas

Statement of Financial Performance
For the Three (3) Months Ended March 31, 2022

	<u>2022</u>
Revenue	
Tax Revenue	502,653.31
Share from Internal Revenue Collections	816,131.70
Share from National Wealth	-
Service and Business Revenue	10,946.33
Grants and Donations	-
Gains	-
Total Revenue	<u>1,329,731.34</u>
Less: Current Operating Expenses	
Personnel Services	229,650.00
Maintenance and Other Operating Expenses	245,857.32
Non-Cash Expenses	151,479.30
Financial Expenses	-
Current Operating Expenses	<u>626,986.62</u>
Surplus (Deficit) from Current Operation	702,744.72
Add (Deduct):	
Transfers, Assistance and Subsidy From	1,000.00
Transfers, Assistance and Subsidy To	-
Surplus (Deficit) for the period	<u><u>703,744.72</u></u>

Prepared by:


Romilet E. Luzande
Administrative Officer IV

Certified correct:



EVANGELINE P. CRUZ, CPA
City Accountant

Republic of the Philippines
Barangay NAVOTAS EAST
City of Navotas


Statement of Financial Performance
For the Three (3) Months Ended March 31, 2023

	<u>2023</u>
Tax Revenue	640,972.35
Share from Internal Revenue Collections	787,687.20
Share from National Wealth	-
Service and Business Revenue	31,093.05
Grants and Donations	-
Gains	-
Total Revenue	<u>1,459,752.60</u>
Less: Current Operating Expenses	
Personnel Services	573,900.00
Maintenance and Other Operating Expenses	455,893.40
Non-Cash Expenses	137,797.59
Financial Expenses	-
Current Operating Expenses	<u>1,167,590.99</u>
Surplus (Deficit) from Current Operation	292,161.61
Add (Deduct):	
Transfers, Assistance and Subsidy From	1,000.00
Transfers, Assistance and Subsidy To	-
Surplus (Deficit) for the period	<u><u>293,161.61</u></u>

Prepared by:


Romilet E. Luzande
Administrative Officer IV


Certified correct:


EVANGELINE B. CRUZ, CPA
City Accountant

Republic of the Philippines
Barangay NAVOTAS WEST
City of Navotas

Statement of Financial Performance
For the Eleven (11) Months Ended November 30, 2022

	<u>2022</u>
Revenue	
Tax Revenue	1,452,240.03
Share from Internal Revenue Collections	7,029,009.90
Share from National Wealth	
Service and Business Revenue	31,876.32
Grants and Donations	
Gains	-
Total Revenue	<u>8,513,126.25</u>
Less: Current Operating Expenses	
Personnel Services	2,769,700.00
Maintenance and Other Operating Expenses	3,172,645.81
Non-Cash Expenses	688,974.15
Financial Expenses	-
Current Operating Expenses	<u>6,631,319.96</u>
Surplus (Deficit) from Current Operation	1,881,806.29
Add (Deduct):	
Transfers, Assistance and Subsidy From	1,000.00
Transfers, Assistance and Subsidy To	
Surplus (Deficit) for the period	<u><u>1,882,806.29</u></u>

Prepared by:

Romile E. Luzande
Administrative Officer IV

Certified correct:


EVANGELINE P. CRUZ, CPA
City Accountant

Republic of the Philippines
Barangay SIPAC-ALMACEN
City of Navotas

Statement of Financial Performance
For the Eleven (11) Months Ended November 30, 2022

	<u>2022</u>
Revenue	
Tax Revenue	2,098,504.48
Share from Internal Revenue Collections	9,435,442.50
Share from National Wealth	-
Service and Business Revenue	69,271.61
Grants and Donations	-
Gains	-
Total Revenue	<u>11,603,218.59</u>
Less: Current Operating Expenses	
Personnel Services	4,425,681.00
Maintenance and Other Operating Expenses	3,151,829.49
Non-Cash Expenses	853,909.85
Financial Expenses	-
Current Operating Expenses	<u>8,431,420.34</u>
Surplus (Deficit) from Current Operation	3,171,798.25
Add (Deduct):	
Transfers, Assistance and Subsidy From	1,000.00
Transfers, Assistance and Subsidy To	-
Surplus (Deficit) for the period	<u><u>3,172,798.25</u></u>

Prepared by:


Romilet E. Luzande
Administrative Officer IV

Certified correct:



EVANGELINE F. CRUZ, CPA
City Accountant

Republic of the Philippines
Barangay SAN JOSE
City of Navotas


Statement of Financial Performance
For the Year Ended December 31, 2022
(with comparative figures from CY2021)

	2022	2021
Revenue		
Tax Revenue	2,853,282.91	3,467,375.13
Share from Internal Revenue Collections	24,176,870.10	19,901,819.70
Share from National Wealth	-	-
Service and Business Revenue	209,531.09	177,653.97
Grants and Donations	-	-
Gains	-	-
Total Revenue	27,239,684.10	23,546,848.80
Less: Current Operating Expenses		
Personnel Services	11,506,841.77	10,853,564.77
Maintenance and Other Operating Expenses	8,114,813.43	7,276,034.91
Non-Cash Expenses	2,869,401.86	2,574,940.22
Financial Expenses	-	-
Current Operating Expenses	22,491,057.06	20,704,539.90
Surplus (Deficit) from Current Operation	4,748,627.04	2,842,308.90
Add (Deduct):		
Transfers, Assistance and Subsidy From	1,000.00	1,000.00
Transfers, Assistance and Subsidy To	(470,613.05)	(396,008.85)
Surplus (Deficit) for the period	4,279,013.99	2,447,300.05

Prepared by:


Romjet E. Luzande
Administrative Officer IV

Certified correct:


EVANGELINE P. CRUZ, CPA
City Accountant

Republic of the Philippines
Barangay DAANGHARI
City of Navotas

Statement of Financial Performance
For the Three (3) Months Ended March 31, 2023

	<u>2023</u>
Revenue	
Tax Revenue	849,563.35
Share from Internal Revenue Collections	3,230,539.20
Share from National Wealth	-
Service and Business Revenue	53,747.63
Grants and Donations	-
Gains	-
Total Revenue	<u>4,133,850.18</u>
Less: Current Operating Expenses	
Personnel Services	1,782,350.00
Maintenance and Other Operating Expenses	609,643.99
Non-Cash Expenses	532,898.16
Financial Expenses	-
Current Operating Expenses	<u>2,924,892.15</u>
Surplus (Deficit) from Current Operation	1,208,958.03
Add (Deduct):	
Transfers, Assistance and Subsidy From	1,000.00
Transfers, Assistance and Subsidy To	-
Surplus (Deficit) for the period	<u><u>1,209,958.03</u></u>

Prepared by:

Romile E. Luzande
Administrative Officer IV

Certified correct:

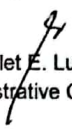
EVANGELINE P. CRUZ, CPA
City Accountant

Republic of the Philippines
Barangay SAN ROQUE
City of Navotas


Statement of Financial Performance
For the Ten (10) Months Ended October 31, 2022

	<u>2022</u>
Revenue	
Tax Revenue	1,764,750.18
Share from Internal Revenue Collections	16,556,841.00
Share from National Wealth	-
Service and Business Revenue	95,594.28
Grants and Donations	-
Gains	-
Total Revenue	<u>18,417,185.46</u>
Less: Current Operating Expenses	
Personnel Services	5,588,388.60
Maintenance and Other Operating Expenses	5,867,530.17
Non-Cash Expenses	1,703,929.73
Financial Expenses	-
Current Operating Expenses	<u>13,159,848.50</u>
Surplus (Deficit) from Current Operation	5,257,336.96
Add (Deduct):	
Transfers, Assistance and Subsidy From	1,000.00
Transfers, Assistance and Subsidy To	-
Surplus (Deficit) for the period	<u><u>5,258,336.96</u></u>

Prepared by:


Romilet E. Luzande
Administrative Officer IV

Certified correct:



EVANGELINE R. CRUZ, CPA
City Accountant

Republic of the Philippines
Barangay TANGOS SOUTH
City of Navotas


Statement of Financial Performance
For the Three (3) Months Ended March 31, 2023

	<u>2023</u>
Revenue	
Balance Tax Revenue	652,687.67
Share from Internal Revenue Collections	4,032,231.30
Share from National Wealth	-
Service and Business Revenue	53,118.46
Grants and Donations	-
Gains	-
Total Revenue	<u>4,738,037.43</u>
Less: Current Operating Expenses	
Personnel Services	1,973,600.00
Maintenance and Other Operating Expenses	830,146.00
Non-Cash Expenses	798,442.68
Financial Expenses	-
Current Operating Expenses	<u>3,602,188.68</u>
Surplus (Deficit) from Current Operation	1,135,848.75
Add (Deduct):	
Transfers, Assistance and Subsidy From	1,000.00
Transfers, Assistance and Subsidy To	-
Surplus (Deficit) for the period	<u><u>1,136,848.75</u></u>

Prepared by:


Romiley E. Luzande
Administrative Officer IV

Certified correct:


EVANGELINE P. CRUZ, CPA
City Accountant

Republic of the Philippines
Barangay TANGOS NORTH
City of Navotas

Statement of Financial Performance
For the Five (5) Months Ended May 31, 2022

	<u>2022</u>
Revenue	
Tax Revenue	1,450,842.59
Share from Internal Revenue Collections	7,555,851.00
Share from National Wealth	-
Service and Business Revenue	46,456.73
Grants and Donations	-
Gains	-
Total Revenue	<u>9,053,150.32</u>
Less: Current Operating Expenses	
Personnel Services	2,970,750.00
Maintenance and Other Operating Expenses	507,650.56
Non-Cash Expenses	784,351.93
Financial Expenses	-
Current Operating Expenses	<u>4,262,752.49</u>
Surplus (Deficit) from Current Operation	4,790,397.83
Add (Deduct):	
Transfers, Assistance and Subsidy From	1,000.00
Transfers, Assistance and Subsidy To	-
Surplus (Deficit) for the period	<u><u>4,791,397.83</u></u>

Prepared by:

Romilet E. Luzande
Administrative Officer IV

Certified correct:


EVANGELINE P. CRUZ, CPA
City Accountant

Republic of the Philippines
Barangay TANZA 1
City of Navotas


Statement of Financial Performance
For the Two (2) Months Ended February 28, 2023

	<u>2023</u>
Revenue	
Tax Revenue	305,700.77
Share from Internal Revenue Collections	2,283,076.80
Share from National Wealth	-
Service and Business Revenue	151,460.00
Grants and Donations	-
Gains	-
Total Revenue	<u>2,740,237.57</u>
Less: Current Operating Expenses	
Personnel Services	1,118,300.00
Maintenance and Other Operating Expenses	279,399.69
Non-Cash Expenses	376,823.02
Financial Expenses	-
Current Operating Expenses	<u>1,774,522.71</u>
Surplus (Deficit) from Current Operation	965,714.86
Add (Deduct):	
Transfers, Assistance and Subsidy From	-
Transfers, Assistance and Subsidy To	-
Surplus (Deficit) for the period	<u><u>965,714.86</u></u>

Prepared by:


Romile E. Luzande
Administrative Officer IV

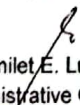
Certified correct:



EVANGELINE P. CRUZ, CPA
City Accountant

Republic of the Philippines
Barangay TANZA 2
City of Navotas

Statement of Financial Performance
For the Three (3) Months Ended March 31, 2023

	<u>2023</u>
Revenue	
Tax Revenue	1,202,917.33
Share from Internal Revenue Collections	3,488,375.70
Share from National Wealth	-
Service and Business Revenue	144,043.34
Grants and Donations	-
Gains	-
Total Revenue	<u>4,835,336.37</u>
Less: Current Operating Expenses	
Personnel Services	1,618,050.00
Maintenance and Other Operating Expenses	234,493.47
Non-Cash Expenses	704,820.87
Financial Expenses	-
Current Operating Expenses	<u>2,557,364.34</u>
Surplus (Deficit) from Current Operation	2,277,972.03
Add (Deduct):	
Transfers, Assistance and Subsidy From	1,000.00
Transfers, Assistance and Subsidy To	-
Surplus (Deficit) for the period	<u><u>2,278,972.03</u></u>

Prepared by:

Romilet E. Luzande
Administrative Officer IV

Certified correct:

EVANGELINE P. CRUZ, CPA
City Accountant