



REPUBLIC OF THE PHILIPPINES

CITY GOVERNMENT OF NAVOTAS

Mariano Naval Street, Navotas City

Office of the City Accountant

January 12, 2021

MS. SUDI G. VALENCIA

City Director- DILG

MS. MA. IRISH ALOHA D. CUBILLAN

Public Information Officer

MR. RENATO REYES

MIS-Chief

This City

Dear Ms. Valencia, Ms. Cubillan and Mr. Reyes:

In compliance to the full disclosure order, transparency and Seal of Good Local Governance (SGLG) respectfully forwarded herewith for posting in the official website of the City Government, the attached copies of the Reports of **GENERAL FUND, NPC and NCH for the month of October 2020.**

Statement of Financial Position
Statement of Financial Performance
Statement of Cash Flow

For your immediate appropriate action, please.

Very truly yours,

EVANGELINE P. CRUZ, CPA
City Accountant

NATIONAL CAPITAL REGION
CITY GOVERNMENT OF NAVOTAS
GENERAL FUND
STATEMENT OF FINANCIAL POSITION
As of October 31, 2020

ASSETS	
Current Assets	
Cash and Cash Equivalents	Php 651,743,229.13
Investments	262,515,195.81
Receivables	121,179,471.08
Inventories	96,530,583.91
Prepayments and Deferred Charges	19,092,068.73
Total Current Assets	Php 1,151,060,548.66
Non-Current Assets	
Investments	
Receivables	
Investment Property	18,069,811.11
Property, Plant and Equipment	1,924,585,035.03
Biological Assets	
Intangible Assets	18,403,776.44
Total Non-Current Assets	Php 1,961,058,622.58
Total Assets	Php 3,112,119,171.24
LIABILITIES	
Current Liabilities	
Financial Liabilities	Php 29,838,023.40
Inter-Agency Payables	137,794,374.06
Intra-Agency Payables	1,793,629.87
Trust Liabilities	4,955,547.53
Deferred Credits/Unearned Income	103,090,792.04
Total Current Liabilities	Php 277,472,366.90
Non-Current Liabilities	
Financial Liabilities	Php 377,902,935.64
Deferred Credits/Unearned Income	
Provisions	
Other Payables	4,156,787.07
Total Non-Current Liabilities	Php 382,059,722.71
Total Liabilities	Php 659,532,089.61
NET ASSETS/EQUITY	
Government Equity	Php 2,452,587,081.63
Total Liabilities and Net Assets/Equity	Php 3,112,119,171.24

Prepared By:

MA. ROWENA N. TAMAYO
Management and Audit Analyst III

Certified Correct:


EVANGELINE W. CRUZ, CPA
City Accountant

CITY GOVERNMENT OF NAVOTAS


GENERAL FUND
STATEMENT OF FINANCIAL PERFORMANCE
For the Period Ended October 31, 2020

<i>Revenue</i>		
Tax Revenue	Php	467,478,862.49
Share from Internal Revenue Collections		597,478,710.00
Other Share from National Taxes		-
Service and Business Income		52,499,631.36
Shares, Grants and Donations		2,128,500.81
Gains		
Other Income		29,919,209.92
Total Revenue	Php	1,149,504,914.58
<i>Less: Current Operating Expenses</i>		
Personnel Services	Php	215,556,787.72
Maintenance and Other Operating Expenses		334,753,932.88
Financial Expenses		15,217,688.46
Direct Cost		
Non-cash Expenses		144,914,507.02
Current Operating Expenses	Php	710,442,916.08
Surplus (Deficit) from Current Operation	Php	439,061,998.50
<i>Add (Deduct):</i>		
Transfers, Assistance and Subsidy From		22,000.00
Transfers, Assistance and Subsidy To		134,884,841.59
Surplus(Deficit) for the period	Php	304,199,156.91

Prepared By:


MA. ROWENA N. TAMAYO
Management and Audit Analyst III

Certified Correct:


WANGELINE P. CRUZ, CPA
City Accountant

NATIONAL CAPITAL REGION
CITY OF NAVOTAS
GENERAL FUND
Statement of Condensed Cash Flows
For the Period Ended October 31, 2020

Cash Flows from Operating Activities	
Cash Inflows	
Collection from taxpayers	Php 461,943,664.70
Share from Internal Revenue Allotment	657,226,581.00
Receipts from business/service income	44,990,669.19
Interest Income	512,084.25
Dividend Income	
Other Receipts	178,814,274.53
Total Cash Inflows	Php 1,343,487,273.67
Cash Outflows	
Payment of expenses	Php 318,144,800.93
Payments to suppliers and creditors	131,946,863.40
Payments to employees	223,054,796.07
Interest Expense	14,950,817.46
Other Expenses	293,081,938.37
Total Cash Outflows	Php 981,179,216.23
Net Cash Flows from Operating Activities	Php 362,308,057.44
Cash Flows from Investing Activities	
Cash Inflows	
Proceeds from Sale of Investment Property	Php -
Proceeds from Sale/Disposal of Property, Plant and Equipment	-
Proceeds from Sale of Non-Current Investments	-
Collection of Principal on loans to other entities	-
Total Cash Inflows	Php -
Cash Outflows	
Purchase/Construction of Investment Property	
Purchase/Construction of Property, Plant and Equipment	99,760,984.20
Investment (Time Deposit)	
Purchase of Bearer Biological Assets	
Purchase of Intangible Assets	
Grant of Loans	4,850,000.00
Total Cash Outflows	Php 104,610,984.20
Net Cash Flows from Investing Activities	Php (104,610,984.20)
Cash Flows from Financing Activities	
Cash Inflows	
Proceeds from Issuance of Bonds	Php -
Proceeds from Loans	32,139,749.84
Total Cash Inflows	Php 32,139,749.84
Cash Outflows	
Payment of Long-Term Liabilities	Php -
Retirement/Redemption of debt securities	-
Payment of loan amortization	52,405,236.25
Total Cash Outflows	Php 52,405,236.25
Net Cash Flows from Financing Activities	Php (20,265,486.41)
Total Cash Provided by Operating, Investing and Financing Activities	Php 237,431,586.83
Add: Cash at the Beginning of the year	414,311,642.30
Cash Balance at the End of the Year	Php 651,743,229.13

Prepared By:

MA. ROWENA N. TAMAYO
Management and Audit Analyst III

Certified Correct:

EVANGELINA P. CRUZ, CPA
City Accountant

NAVOTAS CITY HOSPITAL
STATEMENT OF FINANCIAL POSITION
As of October 31, 2020

ASSETS	
<i>Current Assets</i>	
Cash and Cash Equivalents	Php 340,628,025.73
Investments	6,368.00
Receivables	3,010,879.74
Inventories	65,952,439.49
Prepayments and Deferred Charges	150,457.80
Total Current Assets	Php 409,748,170.76
<i>Non-Current Assets</i>	
Investments	
Receivables	
Investment Property	
Property, Plant and Equipment	375,435,060.63
Biological Assets	
Intangible Assets	
Total Non-Current Assets	Php 375,435,060.63
Total Assets	Php 785,183,231.39
LIABILITIES	
<i>Current Liabilities</i>	
Financial Liabilities	Php 11,703,754.91
Inter-Agency Payables	3,349,123.51
Intra-Agency Payables	2,439,200.52
Trust Liabilities	1,665,049.53
Deferred Credits/Unearned Income	
Total Current Liabilities	Php 19,157,128.47
<i>Non-Current Liabilities</i>	
Financial Liabilities	
Deferred Credits/Unearned Income	
Provisions	
Other Payables	14,808,422.42
Total Non-Current Liabilities	Php 14,808,422.42
Total Liabilities	Php 33,965,550.89
NET ASSETS/EQUITY	
Government Equity	Php 751,217,680.50
Total Liabilities and Net Assets/Equity	Php 785,183,231.39

Prepared By:

MA. ROWENA N. TAMAYO
Management and Audit Analyst III

Certified Correct:

(VANGELINE) P. CRUZ, CPA
City Accountant

NATIONAL CAPITAL REGION
CITY OF NAVOTAS

NAVOTAS CITY HOSPITAL
STATEMENT OF FINANCIAL PERFORMANCE
As of October 31, 2020

<i>Revenue</i>	
Tax Revenue	Php 287,028.74
Share from Internal Revenue Collections	
Other Share from National Taxes	
Service and Business Income	65,409,779.70
Shares, Grants and Donations	
Gains	
Other Income	98,412.53
Total Revenue	Php 65,795,220.97
<i>Less: Current Operating Expenses</i>	
Personnel Services	Php 23,386,297.51
Maintenance and Other Operating Expenses	68,709,674.93
Non-cash Expenses	16,363,304.55
Financial Expenses	1,800.00
Current Operating Expenses	Php 108,461,076.99
Surplus (Deficit) from Current Operation	Php (42,665,856.02)
Add (Deduct):	
Transfers, Assistance and Subsidy From	
Transfers, Assistance and Subsidy To	90,000,000.00
Surplus(Deficit) for the period	Php (47,334,143.98)

Prepared By:

MA. ROWENA N. TAMAYO
Management and Audit Analyst III

Certified Correct:

EVANGELINE P. CRUZ, CPA
City Accountant

NAVOTAS CITY HOSPITAL
Statement of Condensed Cash Flows
For the Period Ended October 31, 2020

Cash Flows from Operating Activities	
Cash Inflows	
Collection from taxpayers	Pho 287,028.74
Share from Internal Revenue Allotment	-
Receipts from business/service income	60,770,184.18
Interest Income	181,725.06
Dividend Income	-
Other Receipts	-
Total Cash Inflows	123,716,720.59
Cash Outflows	
Payment of expenses	Pho 58,851,904.82
Payments to suppliers and creditors	16,955,781.72
Payments to employees	27,346,524.37
Interest Expense	-
Other Expenses	-
Total Cash Outflows	56,434,621.12
Net Cash Flows from Operating Activities	Pho 159,588,832.03
Cash Flows from Investing Activities	
Cash Inflows	
Proceeds from Sale of Investment Property	Pho -
Proceeds from Sale/Disposal of Property, Plant and Equipment	-
Proceeds from Sale of Non-Current Investments	-
Collection of Principal on loans to other entities	-
Total Cash Inflows	Pho -
Cash Outflows	
Purchase/Construction of Investment Property	Pho -
Purchase/Construction of Property, Plant and Equipment	638,000.00
Investment	-
Purchase of Bearer Biological Assets	-
Purchase of Intangible Assets	-
Grant of Loans	-
Total Cash Outflows	Pho 638,000.00
Net Cash Flows from Investing Activities	Pho (638,000.00)
Cash Flows from Financing Activities	
Cash Inflows	
Proceeds from Issuance of Bonds	Pho -
Proceeds from Loans	-
Total Cash Inflows	Pho -
Cash Outflows	
Payment of Long-Term Liabilities	-
Retirement/Redemption of debt securities	-
Payment of loan amortization	-
Total Cash Outflows	Pho -
Net Cash Flows from Financing Activities	Pho -
Total Cash Provided by Operating, Investing and Financing Activities	24,728,826.54
Add: Cash at the Beginning of the year	315,899,199.19
Cash Balance at the End of the Year	Pho 340,628,025.73

Prepared By:

MA. ROWENA N. TAMAYO
Management and Audit Analyst III


Certified Correct:

EVANGELINA P. CRUZ, CPA
City Accountant


NATIONAL CAPITAL REGION
CITY OF NAVOTAS
NAVOTAS POLYTECHNIC COLLEGE
STATEMENT OF FINANCIAL POSITION
As of October 31, 2020

ASSETS	
<i>Current Assets</i>	
Cash and Cash Equivalents	31,715,976.75
Investments	-
Receivables	-
Inventories	969,865.19
Prepayments and Deferred Charges	934,514.90
Total Current Assets	Php 33,620,356.84
<i>Non-Current Assets</i>	
Investments	-
Receivables	-
Investment Property	-
Property, Plant and Equipment	19,389,307.15
Biological Assets	-
Intangible Assets	-
Total Non-Current Assets	Php 19,389,307.15
Total Assets	Php 53,009,663.99
LIABILITIES	
<i>Current Liabilities</i>	
Financial Liabilities	-
Inter-Agency Payables	396,579.69
Intra-Agency Payables	1,772,334.33
Trust Liabilities	90,123.64
Deferred Credits/Unearned Income	20,222.79
Total Current Liabilities	Php 2,279,260.45
<i>Non-Current Liabilities</i>	
Financial Liabilities	-
Deferred Credits/Unearned Income	-
Provisions	-
Other Payables	139,053.47
Total Non-Current Liabilities	Php 139,053.47
Total Liabilities	Php 2,418,313.92
NET ASSETS/EQUITY	
Government Equity	50,591,350.07
Total Liabilities and Net Assets/Equity	Php 53,009,663.99

Prepared By:


MA. ROWENA N. TAMAYO
Management and Audit Analyst III

Certified Correct:


EVANGELINA P. CRUZ, CPA
City Accountant

NAVOTAS POLYTECHNIC COLLEGE
STATEMENT OF FINANCIAL PERFORMANCE
As of October 31, 2020

Revenue	
Tax Revenue	Php 11,320.00
Share from Internal Revenue Collections	
Other Share from National Taxes	
Service and Business Income	4,741,516.09
Shares, Grants and Donations	
Gains	
Other Income	4,740.75
Total Revenue	Php 4,757,576.84
Less: Current Operating Expenses	
Personnel Services	Php 4,481,199.79
Maintenance and Other Operating Expenses	8,774,626.86
Non-cash Expenses	2,301,370.23
Financial Expenses	-
Current Operating Expenses	Php 15,557,196.88
Surplus (Deficit) from Current Operation	Php (10,799,620.04)
Add (Deduct):	
Transfers, Assistance and Subsidy From	
Transfers, Assistance and Subsidy To	-
Surplus(Deficit) for the period	Php (10,799,620.04)

Prepared By:

MA. ROWENA N. TAMAYO
Management and Audit Analyst III

Certified Correct:

EVANGELINE P. CRUZ, CPA
City Accountant

CITY OF NAVOTAS

NAVOTAS POLYTECHNIC COLLEGE
Statement of Condensed Cash Flows -
For the Period Ended October 31, 2020

Cash Flows from Operating Activities	
Cash Inflows	
Collection from taxpayers	
Share from Internal Revenue Allotment	Php 13,000.00
Receipts from business/service income	
Interest Income	415,923.00
Dividend Income	21,803.09
Other Receipts	
Total Cash Inflows	6,405,064.96
Cash Outflows	
Payment of expenses	Php 6,855,791.05
Payments to suppliers and creditors	
Payments to employees	Php 8,077,251.89
Interest Expense	524,373.42
Other Expenses	4,085,965.87
Total Cash Outflows	4,196,587.97
Net Cash Flows from Operating Activities	Php 16,884,179.15
Cash Flows from Investing Activities	
Cash Inflows	
Proceeds from Sale of Investment Property	
Proceeds from Sale/Disposal of Property, Plant Equipment	Php -
Proceeds from Sale of Non-Current Investments	
Collection of Principal on loans to other entities	-
Total Cash Inflows	-
Cash Outflows	
Purchase/Construction of Investment Property	Php -
Purchase/Construction of Property, Plant and Investment	Php -
Purchase of Bearer Biological Assets	-
Purchase of Intangible Assets	-
Grant of Loans	-
Total Cash Outflows	-
Net Cash Flows from Investing Activities	Php -
Cash Flows from Financing Activities	
Cash Inflows	
Proceeds from Issuance of Bonds	
Proceeds from Loans	Php -
Total Cash Inflows	-
Cash Outflows	
Payment of Long-Term Liabilities	Php -
Retirement/Redemption of debt securities	-
Payment of loan amortization	-
Total Cash Outflows	-
Net Cash Flows from Financing Activities	Php -
Total Cash Provided by Operating, Investing Financing Activities	Php -
Add: Cash at the Beginning of the year	Php (10,028,388.10)
Cash Balance at the End of the Year	Php 41,744,364.85
	Php 31,715,976.73

Prepared By:

MA. ROWENA M. YAMAYO
Management and Audit Analyst IV

Certified Correct:

MARGUERITE P. CRUZ, CPA
City Accountant