



REPUBLIC OF THE PHILIPPINES
CITY GOVERNMENT OF NAVOTAS
Mariano Naval Street, Navotas City

Office of the City Accountant
February 28, 2023

MS. JENIFER GALORPORT
City Director- DILG

MS. MA. IRISH ALOHA D. CUBILLAN
Public Information Officer

MR. RENATO REYES
MIS-Chief
This City

Dear Ms. Galorport, Ms. Cubillan and Mr. Reyes:


In compliance to the full disclosure order, transparency and Seal of Good Local Governance (SGLG) respectfully forwarded herewith for posting in the official website of the City Government, the attached copies of reports of General Fund for the month of December 2022, to wit:

**Statement of Financial Performance
Statement of Financial Position
Statement of Cash Flow
Unliquidated Cash Advance**

For your immediate appropriate action, please.

Very truly yours,

EVANGELINE P. CRUZ, CPA
City Accountant



The City Government of Navotas
1052 Mariano Naval Street, Navotas City
Tele Fax No (02) 281 4080 local 342

**NATIONAL CAPITAL REGION
CITY GOVERNMENT OF NAVOTAS
GENERAL FUND
STATEMENT OF FINANCIAL POSITION
As of December 31, 2022
(with comparative figures for CY 2021)**

Restated

ASSETS	2022	2021
Current Assets		
Cash and Cash Equivalents	Php 378,137,291.36	Php 419,814,461.90
Investments	267,248,722.61	263,907,157.30
Receivables	172,563,702.21	161,043,566.79
Inventories	248,475,365.32	75,594,242.81
Prepayments and Deferred Charges	8,117,139.08	11,472,639.14
Total Current Assets	Php 1,074,542,220.58	Php 931,832,067.94
Non-Current Assets		
Investment Property	9,942,796.05	16,232,740.84
Property, Plant and Equipment	2,364,049,622.94	2,238,640,100.47
Biological Assets		
Intangible Assets	9,718,832.15	5,581,282.15
Total Non-Current Assets	Php 2,383,711,251.14	Php 2,260,454,123.46
Total Assets	Php 3,458,253,471.72	Php 3,192,286,191.40
LIABILITIES		
Current Liabilities		
Financial Liabilities	Php 171,598,318.03	Php 178,442,904.42
Inter-Agency Payables	129,712,169.67	133,372,758.76
Trust Liabilities	4,909,951.39	4,331,805.70
Deferred Credits/Unearned Income	157,411,740.34	132,565,427.85
Total Current Liabilities	Php 463,632,179.43	Php 448,712,896.73
Non-Current Liabilities		
Financial Liabilities	Php 422,369,784.07	Php 367,958,019.89
Other Payables	4,945,340.17	3,363,142.38
Total Non-Current Liabilities	Php 427,315,124.24	Php 371,321,162.27
Total Liabilities	Php 890,947,303.67	Php 820,034,059.00
NET ASSETS/EQUITY		
Government Equity	Php 2,567,306,168.05	Php 2,372,252,132.40
Total Liabilities and Net Assets/Equity	Php 3,458,253,471.72	Php 3,192,286,191.40

Prepared By:

MA. ROWENA N. TAMAYO
Management and Audit Analyst IV

Certified Correct:

EVANGELINE P. CRUZ, CPA
City Accountant

CITY GOVERNMENT OF NAVOTAS

GENERAL FUND

STATEMENT OF FINANCIAL PERFORMANCE

For the Period Ended December 31, 2022

(with comparative figures for CY 2021)

Restated	2022		2021	
Revenue				
Tax Revenue	Php	453,287,239.96	Php	497,593,536.31
Share from Internal Revenue Collections		1,002,360,456.00		768,429,969.00
Other Share from National Taxes				
Service and Business Income		61,832,590.03		60,298,251.12
Shares, Grants and Donations		399,115,848.72		27,631,909.11
Gains				
Other Income		13,994,810.58		16,095,742.74
Total Revenue	Php	1,930,590,945.29	Php	1,370,049,408.28
Less: Current Operating Expenses				
Personnel Services	Php	315,473,004.95	Php	294,796,241.30
Maintenance and Other Operating Expenses		749,705,686.63		1,051,873,459.48
Financial Expenses		16,577,505.79		15,122,257.97
Direct Cost				
Non-cash Expenses		222,582,463.93		225,187,369.82
Current Operating Expenses	Php	1,304,338,661.30	Php	1,586,979,328.57
Surplus (Deficit) from Current Operation	Php	626,252,283.99	Php	(216,929,920.29)
Add (Deduct):				
Transfers, Assistance and Subsidy From		63,513,090.35		518,260,126.24
Transfers, Assistance and Subsidy To		(209,439,607.10)		(215,059,188.24)
Surplus(Deficit) for the period	Php	480,325,767.24	Php	86,271,017.71

Prepared By:

MA. ROWENA N. TAMAYO
Management and Audit Analyst IV

Certified Correct:

EVANGELINE P. CRUZ, CPA
City Accountant

NATIONAL CAPITAL REGION
CITY OF NAVOTAS
GENERAL FUND
Statement of Condensed Cash Flows
For the Period Ended December 31, 2022
(with comparative figures for CY 2021)

Restated	2022	2021
Cash Flows from Operating Activities		
Cash Inflows		
Collection from taxpayers	Php 436,007,889.39	Php 472,952,360.88
Share from Internal Revenue Allotment	1,002,360,456.00	768,429,969.00
Receipts from business/service income	58,530,098.89	56,766,868.51
Interest Income	263,609.28	355,775.49
Dividend Income		
Other Receipts	193,834,347.39	648,699,571.83
Total Cash Inflows	Php 1,690,996,400.95	Php 1,947,204,545.71
Cash Outflows		
Payment of expenses	Php 425,985,391.38	Php 388,306,825.39
Payments to suppliers and creditors	319,281,017.62	348,209,524.51
Payments to employees	307,613,730.14	319,797,743.75
Interest Expense	15,651,246.79	14,131,857.47
Other Expenses	409,634,169.89	893,692,001.25
Total Cash Outflows	Php 1,478,165,555.82	Php 1,964,137,952.37
Net Cash Flows from Operating Activities	Php 212,830,845.13	Php (16,933,406.66)
Cash Flows from Investing Activities		
Cash Inflows		
Proceeds from Sale of Investment Property	Php -	Php -
Proceeds from Sale/Disposal of Property, Plant and Equipment	-	-
Proceeds from Sale of Non-Current Investments	-	-
Collection of Principal on loans to other entities	-	-
Total Cash Inflows	Php -	Php -
Cash Outflows		
Purchase/Construction of Investment Property		
Purchase/Construction of Property, Plant and Equipment	308,919,779.81	222,384,530.00
Investment (Time Deposit)		
Purchase of Bearer Biological Assets		
Purchase of Intangible Assets	-	485,280.71
Grant of Loans		
Total Cash Outflows	Php 308,919,779.81	Php 222,869,810.71
Net Cash Flows from Investing Activities	Php (308,919,779.81)	Php (222,869,810.71)
Cash Flows from Financing Activities		
Cash Inflows		
Proceeds from Issuance of Bonds	Php -	Php -
Proceeds from Loans	120,152,792.62	130,372,868.04
Total Cash Inflows	Php 120,152,792.62	Php 130,372,868.04
Cash Outflows		
Payment of Long-Term Liabilities	Php -	Php -
Retirement/Redemption of debt securities		
Payment of loan amortization	65,741,028.48	64,364,672.92
Total Cash Outflows	Php 65,741,028.48	Php 64,364,672.92
Net Cash Flows from Financing Activities	Php 54,411,764.14	Php 66,008,195.12
Total Cash Provided by Operating, Investing and Financing Activities	Php (41,677,170.54)	Php (173,795,022.25)
Add: Cash at the Beginning of the year	419,814,461.90	593,609,484.15
Cash Balance at the End of the Year	Php 378,137,291.36	Php 419,814,461.90

Prepared By:

MA. ROWENA N. TAMAYO
 Management and Audit Analyst IV


Certified Correct:

EVANGELINE P. CRUZ, CPA
 City Accountant

**UNLIQUIDATED CASH ADVANCE
As of December 31, 2022
City Government of Navotas**


Name of Debtor (In Alphabetical Order)	Amount Balance	Date Granted	Purpose	Amount Due					
				Current			Past Due		
				Less than 30 Days	31 - 90 Days	91 - 365 Days	Over 1 Year	Over 2 Years	3 Years and Above
NONE	NONE								
Total:	-			-	-	-			

I hereby certify that we have reviewed the contents and hereby attest to the veracity and correctness of the data or information contained in this document.



 Evangeline P. Cruz, CPA
 City Accountant

Prepared By:



 Ma. Rowena N. Pamayo
 Management and Audit Analyst IV