



Republic of the Philippines  
CITY GOVERNMENT of NAVOTAS  
**OFFICE OF THE CITY ACCOUNTANT**  
1052 Mariano Naval Street, Navotas City 1485



11 APRIL 2025

**MS. JENIFER G. GALORPORT, CESE**  
DILG City Director

**MS. MARIA IRISH ALOHA D. CUBILLAN**  
Public Information Officer

**ENGR. RENATO S. REYES**  
ICT Officer

**MR. DENNIS DELA PAZ**  
Portal


Greetings!

In compliance with the Full Disclosure Policy, we are submitting the financial statements of  
**SPECIAL EDUCATION FUND** for the month **MARCH 2025**.


1<sup>ST</sup> Quarter SEF Utilization  
Statement of Cash Flows

For your immediate and appropriate action.

Respectfully Yours,

  
**DENZEL A. CRUZ**  
Acting City Accountant

OFFICE OF THE CITY ACCOUNTANT  
1052 Mariano Naval Street, Sipac, Navotas City 1485  
Telefax (02) 281 4080



SPECIAL EDUCATION FUND UTILIZATION

REGION: NATIONAL CAPITAL REGION  
PROVINCE: METRO MANILA  
CITY/MUNICIPALITY: NAVOTAS CITY

CALENDAR YEAR: 2025  
QUARTER: 1

Receipt from SEF 96,068,352.53

Less: DISBURSEMENTS (broken down by expense class and by object of expenditures)

Personal Services 380,045.15

School Janitor 380,045.15

Maintenance and Other Operating Expenses 13,906,146.26

Janitor Services 2,933,667.35  
Security Services 3,579,329.67  
Other General Services 1,506,336.24  
Electrical Services 354,161.08  
Internet Subscription Expenses 294,000.00  
Printing and Publication Expenses 600,000.00  
Subsidy to NGAs 3,939,059.92  
Other MOOE (Sports & development Program) 697,792.00  
Bank Charges 1,800.00

Capital Outlay 2,842,192.69

Other Land Improvement 1,255,887.63  
Power Supply System 1,586,305.06

Sub-total 17,128,384.10

Balance 78,939,968.43

We hereby certify that we have reviewed the contents and hereby attest to the veracity and correctness of the data or Information contained in this document.

DENZEL A. CRUZ, CPA  
Local Accountant

HON. JOHN REYNALD M. TIANGCO  
Local Chief Executive

SEF STATEMENT OF CASH FLOWS

REGION: NATIONAL CAPITAL REGION

PROVINCE: METRO MANILA

CITY/MUNICIPALITY: NAVOTAS CITY

CALENDAR YEAR: 2025


QUARTER: 1

|   |                |                |
|---|----------------|----------------|
| Cash Flows From Operating Activities:                   |                |                |
| Cash Inflows:   |                |                |
| Collection from Taxpayers                               | 82,471,296.66  |                |
| Share from Internal Revenue Collections                 | -              |                |
| Receipts from Sale of Goods or Services                 | -              |                |
| Interest Income   | 8,987.02       |                |
| Dividend Income   | -              |                |
| Other Receipts  | 148,865.68     |                |
| Total Cash Inflow                                       | 82,629,149.36  |                |
| Cash Outflows:  |                |                |
| Payments :  |                |                |
| To Expenses   | 15,668,444.23  |                |
| To Suppliers/Creditors                                  | 5,045,787.43   |                |
| To Employees  | 253,817.71     |                |
| Other Expenses  | 934,014.01     |                |
| Total Cash Outflow                                      | 21,902,063.38  |                |
| Net Cash from Operating Activities                      | 60,727,085.98  |                |
| Cash Flows from Investing Activities:                   |                |                |
| Cash Inflows:   |                |                |
| From Sale of Property, Plant and Equipment              | 2,638.61       |                |
| From Sale of Dept Securities of Other Entities          | -              |                |
| From Collection of Principal on Loans to Other Entities | -              |                |
| Total Cash Inflow                                       | -              |                |
| Cash Outflows:  |                |                |
| To Purchase Property, Plant and Equipment               | 7,809,770.00   |                |
| To Purchase Debt Securities of Other Entities           |                |                |
| To Grant/Make Loans to Other Entities                   |                |                |
| Total Cash Outflow                                      | 7,809,770.00   |                |
| Net Cash from Investing Activities                      | - 7,809,770.00 |                |
| Cash Flows from Financing Activities                    |                |                |
| Cash Inflows:   |                |                |
| From Issuance of Debt Securities                        |                |                |
| From Acquisition of Loan                                | -              |                |
| Total Cash Inflow                                       | -              |                |
| Cash Outflows:  |                |                |
| Retirement/Redemption of Debt Securities                |                |                |
| Payment of Loan Amortization                            | -              |                |
| Total Cash Outflow                                      | -              |                |
| Net Cash from Financing Activities                      | -              |                |
| Net Increase in Cash                                    |                | 52,917,315.98  |
| Cash at Beginning of the Period                         |                | 71,135,726.92  |
| Cash at the End of the Period                           |                | 124,053,042.90 |

We hereby certify that we have reviewed the contents and hereby attest to the veracity and correctness of the data or information contained in this document.



DENZEL A. CRUZ, CPA  
Local Accountant



HON. JOHN REYNALD M. TIANSCO  
Local Chief Executive