



REPUBLIC OF THE PHILIPPINES
CITY GOVERNMENT OF NAVOTAS
Mariano Naval Street, Navotas City

Office of the City Accountant

JULY 17, 2023

MS. JENIFER G GALORPORT, CESE
DILG City Director

MS. MARIA IRISH ALOHA CUBILLAN
Public Information Officer


MR. RENATO REYES
ICTO Chief

Dear Ms Galorport, Ms. Cubillan and Mr. Reyes:

In compliance to the full disclosure order, transparency and Seal of Good Housekeeping respectfully forwarded herewith for posting in the official Website of the City Government (MIS) and designated Bulletin Board for the purpose (PIO), the attached copies and soft copies of the Report of **SPECIAL EDUCATION FUND** for the month of **MAY 2023** to wit:

- Statement of Financial Position
- Statement of Financial Performance
- Statement of CashFlow

For your immediate and appropriate action.




Very truly yours,

EVANGELINE P. CRUZ, CPA
City Accountant


CITY GOVERNMENT OF NAVOTAS
SPECIAL EDUCATION FUND
STATEMENT OF CASH FLOWS
AS OF MAY 31, 2023

	MAY 31 2023
CASH FLOWS FROM OPERATING ACTIVITIES	
Cash Inflows	
Collections from taxpayers	95,203,500.68
Receipts from business/service income	-
Interest Income	7,150.57
Other Receipts	40,467.17
Total Cash Inflows from Operating Activities	95,251,118.42
Cash Outflows	
Payment of expenses	-
Payment to suppliers & creditors	25,863,440.01
Payment to employees	11,176,068.01
Other expenses	10,174,013.80
Total Cash Outflows from Operating Activities	47,213,521.82
Net Cash Flows from Operating Activities	48,037,596.60
CASH FLOWS FROM INVESTING ACTIVITIES	
Cash Outflows	
Acquisition of Property, Plant, & Equipment	1,011,452.14
Total Cash Outflows from Investing Activities	1,011,452.14
Net Increase in Cash	47,026,144.46
Cash Balance at the beginning of the year	65,481,922.48
Cash Balance as of APRIL 30, 2023	112,508,066.94

Prepared By:


CHRISTIAN JOY A. FAUSTINO
 Accounting Clerk III

Certified Correct:


EVANGELINE P. CRUZ, CPA
 City Accountant


CITY GOVERNMENT OF NAVOTAS
SPECIAL EDUCATION FUND
STATEMENT OF FINANCIAL PERFORMANCE
AS OF MAY 31, 2023

	MAY 31 2023
INCOME	
Tax Revenue	105,956,473.94
Service & Business Income	7,150.57
Shares, Grants & Donation	133,725.00
Total Income	106,097,349.51
CURRENT OPERATING EXPENSES	
Personnel Services	523,023.23
Maintenance & Other Operating Expenses	15,071,478.12
Financial Expenses	1,800.00
Non-cash Expenses	7,504,877.71
Total Current Operating Expenses	23,101,179.06
Surplus from Current Operations	82,996,170.45
Transfers, Assistance, & Subsidies to	(7,604,981.18)
SURPLUS FOR THE PERIOD	75,391,189.27

Prepared By:


CHRISTIAN JOY A. FAUSTINO
 Accounting Clerk III

Certified Correct:


EVANGELINE P. CRUZ, CPA
 City Accountant


CITY GOVERNMENT OF NAVOTAS
SPECIAL EDUCATION FUND
STATEMENT OF FINANCIAL POSITION
AS OF MAY 31, 2023

	MAY 31 2023
ASSETS	
Current Assets	
Cash & Cash Equivalents	112,508,066.94
Investments	3,868,069.74
Receivables	115,563,737.68
Inventories	436,903.00
Prepayments & Deferred Charges	2,306,082.65
Total Current Assets	234,682,860.01
Non-current Assets	
Property, Plant, & Equipment	199,135,919.05
Total Noncurrent Assets	199,135,919.05
TOTAL ASSETS	433,818,779.06
LIABILITIES	
Current Liabilities	
Financial Liabilities	31,503.88
Inter-Agency Payables	184,092.05
Intra- Agency Payables	461,341.60
Trust Liabilities	700,129.55
Deferred Special Education Tax Income	115,583,150.97
Other Payables	50,891.04
Total Current Liabilities	116,960,218.05
Total Noncurrent Liabilities	-
TOTAL LIABILITIES	116,960,218.05
NET ASSETS/EQUITY	
Government Equity	<u>316,858,561.01</u>
TOTAL LIABILITIES AND NET ASSETS/EQUITY	<u>433,818,779.06</u> (0.00)

Prepared By:


CHRISTIAN JOY A. FAUSTINO
Accounting Clerk III

Certified Correct:


EVANGELINE P. CRUZ, CPA
City Accountant