



Republic of the Philippines
CITY GOVERNMENT of NAVOTAS
OFFICE OF THE CITY ACCOUNTANT
1052 Mariano Naval Street, Navotas City 1485



May 07, 2024

Ms. JENIFER GALORPORT
City Director - DILG

Ms. MARIA IRISH ALOHA D. CUBILLAN
Public Information Officer

Mr. RENATO REYES
ICT Officer

This City

Dear Ms. Galorport, Ms. Cubillan and Mr. Reyes,

In compliance to the full disclosure order, transparency, and Seal of Good Local Governance (SGLG), respectfully forwarded herewith for posting in the official website of the City Government, the attached copies of Statement of Financial Performance of eighteen (18) Barangays as follows:

San Rafael Village	March 2024
Northbay Boulevard North	March 2024
Bangkulasi	March 2024
Navotas East	March 2024
Sipac-Almacen	March 2024
Daanghari	March 2024
Tanza I	March 2024
Tanza II	March 2024
Bagumbayan South	December 2023
Tangos-South	November 2023
NBBS-Dagat-dagatan	November 2023
San Roque	November 2023
San Jose	November 2023
NBBS-Proper	November 2023
Navotas West	November 2023
Bagumbayan North	November 2023
Tangos-North	July 2023
NBBS-Kaunlaran	May 2022

For your immediate appropriate action, please.


Thank you very much.

Respectfully yours,

EVANGELINE P. CRUZ, CPA
City Accountant

cc: file

OFFICE OF THE CITY ACCOUNTANT
1052 Mariano Naval Street, Sipac, Navotas City 1485
Telefax (02) 281 4080




Republic of the Philippines
Barangay NBBS-Dagat-dagatan
City of Navotas

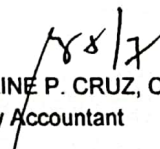
Statement of Financial Performance
For the Eleven Months Ended November 30, 2023

	<u>2023</u>
Revenue	
Tax Revenue	2,400,838.68
Share from Internal Revenue Collections	25,280,986.50
Service and Business Revenue	<u>244,131.95</u>
Total Revenue	<u>27,925,957.13</u>
Less: Current Operating Expenses	
Personnel Services	10,223,450.00
Maintenance and Other Operating Expenses	7,679,151.78
Non-Cash Expenses	<u>4,353,800.92</u>
Current Operating Expenses	<u>22,256,402.70</u>
Surplus (Deficit) from Current Operation	5,669,554.43
Add (Deduct):	
Transfers, Assistance and Subsidy From	1,000.00
Transfers, Assistance and Subsidy To	-
Surplus (Deficit) for the period	<u><u>5,670,554.43</u></u>

Prepared by:


Romilet E. Luzande
Administrative Officer IV

Certified correct:

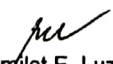

EVANGELINE P. CRUZ, CPA
City Accountant

Republic of the Philippines
Barangay NBBS - PROPER
City of Navotas

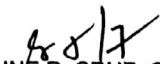
Statement of Financial Performance
For the Eleven Months Ended November 30, 2023

	<u>2023</u>
Revenue	
Share from Internal Revenue Collections	14,680,779.30
Service and Business Revenue	<u>176,079.81</u>
Total Revenue	<u>29,181,007.87</u>
Less: Current Operating Expenses	
Personnel Services	13,312,125.00
Maintenance and Other Operating Expenses	6,172,285.86
Non-Cash Expenses	<u>4,232,389.75</u>
Current Operating Expenses	<u>23,716,800.61</u>
Surplus (Deficit) from Current Operation	5,464,207.26
Add (Deduct):	
Transfers, Assistance and Subsidy From	1,000.00
Transfers, Assistance and Subsidy To	-
Surplus (Deficit) for the period	<u><u>5,465,207.26</u></u>

Prepared by:


Romilet E. Luzande
Administrative Officer IV

Certified correct:

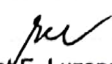

EVANGELINE P. CRUZ, CPA
City Accountant

Republic of the Philippines
Barangay NAVOTAS WEST
City of Navotas


Statement of Financial Performance
For the Eleven Months Ended November 30, 2023

	2023
Revenue	
Tax Revenue	1,646,651.35
Share from Internal Revenue Collections	5,996,281.50
Service and Business Revenue	29,873.51
Total Revenue	7,672,806.36
Less: Current Operating Expenses	
Personnel Services	3,062,600.00
Maintenance and Other Operating Expenses	2,554,876.09
Non-Cash Expenses	891,785.00
Current Operating Expenses	6,509,261.09
Surplus (Deficit) from Current Operation	1,163,545.27
Add (Deduct):	
Transfers, Assistance and Subsidy From	1,000.00
Transfers, Assistance and Subsidy To	
Surplus (Deficit) for the period	1,164,545.27

Prepared by:


Romiley E. Luzande
Administrative Officer IV

Certified correct:


EVANGELINE P. CRUZ, CPA
City Accountant

Republic of the Philippines

Barangay SIPAC-ALMACEN

City of Navotas

Statement of Financial Performance

For the Three Months Ended March 31, 2024

2024

Revenue

Tax Revenue 1,260,536.64

Share from National Wealth -

Gains -

Total Revenue 3,914,946.46

Less: Current Operating Expenses

Personnel Services 1,190,850.00

Maintenance and Other Operating Expenses 425,230.22

Financial Expenses -

Current Operating Expenses 1,936,582.91

Surplus (Deficit) from Current Operation 1,978,363.55

Add (Deduct):

Transfers, Assistance and Subsidy From 1,000.00

Transfers, Assistance and Subsidy To (125,204.10)

Surplus (Deficit) for the period 1,854,159.45

Prepared by:

Romilet E. Luzande
Administrative Officer IV

Certified correct:

EVANGELINE P. CRUZ, CPA
City Accountant

Republic of the Philippines

Barangay SAN JOSE

City of Navotas

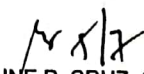
Statement of Financial Performance
For the Eleven Months Ended November 30, 2023

	2023
Revenue	
Tax Revenue	3,098,117.94
Share from Internal Revenue Collections	18,882,309.60
Service and Business Revenue	168,463.16
Total Revenue	22,148,890.70
Less: Current Operating Expenses	
Personnel Services	10,771,309.77
Maintenance and Other Operating Expenses	5,449,094.61
Non-Cash Expenses	3,375,293.64
Current Operating Expenses	19,595,698.02
Surplus (Deficit) from Current Operation	2,553,192.68
Add (Deduct):	
Transfers, Assistance and Subsidy From	1,000.00
Transfers, Assistance and Subsidy To	
Surplus (Deficit) for the period	2,554,192.68

Prepared by:


Romilet E. Luzande
Administrative Officer IV

Certified correct:


EVANGELINE P. CRUZ, CPA
City Accountant

Republic of the Philippines

Barangay DAANGHARI

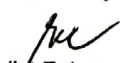
City of Navotas

Statement of Financial Performance

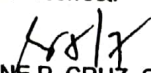
For the Three Months Ended March 31, 2024

	<u>2024</u>
Revenue	
Tax Revenue	972,492.42
Share from Internal Revenue Collections	3,817,050.00
Service and Business Revenue	<u>62,934.66</u>
Total Revenue	<u>4,852,477.08</u>
Less: Current Operating Expenses	
Personnel Services	1,867,450.00
Maintenance and Other Operating Expenses	840,573.79
Non-Cash Expenses	<u>609,891.06</u>
Current Operating Expenses	<u>3,317,914.85</u>
Surplus (Deficit) from Current Operation	1,534,562.23
Add (Deduct):	
Transfers, Assistance and Subsidy From	1,000.00
Transfers, Assistance and Subsidy To	-
Surplus (Deficit) for the period	<u><u>1,535,562.23</u></u>

Prepared by:


Romilet E. Luzande
Administrative Officer IV

Certified correct:


EVANGELINE P. CRUZ, CPA
City Accountant

Republic of the Philippines

Barangay SAN ROQUE


City of Navotas

Statement of Financial Performance

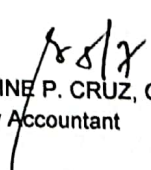
For the Eleven Months Ended November 30, 2023

	2023
Revenue	
Tax Revenue	1,955,235.65
Share from Internal Revenue Collections	15,519,180.60
Service and Business Revenue	134,329.74
Total Revenue	17,608,745.99
Less: Current Operating Expenses	
Personnel Services	8,022,188.60
Maintenance and Other Operating Expenses	5,520,663.75
Non-Cash Expenses	2,488,003.76
Current Operating Expenses	16,030,856.11
Surplus (Deficit) from Current Operation	1,577,889.88
Add (Deduct):	
Transfers, Assistance and Subsidy From	1,000.00
Transfers, Assistance and Subsidy To	-
Surplus (Deficit) for the period	1,578,889.88

Prepared by:


Romilet E. Luzande
Administrative Officer IV

Certified correct:

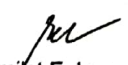

EVANGELINE P. CRUZ, CPA
City Accountant

Republic of the Philippines
Barangay TANGOS SOUTH
City of Navotas


Statement of Financial Performance
For the Eleven Months Ended November 30, 2023

	2023
Revenue	
Balance : Tax Revenue	1,760,537.96
Share from Internal Revenue Collections	14,784,848.10
Service and Business Revenue	61,466.09
Total Revenue	<u>16,606,852.15</u>
Less: Current Operating Expenses	
Personnel Services	7,536,200.00
Maintenance and Other Operating Expenses	4,148,931.45
Non-Cash Expenses	3,234,994.85
Current Operating Expenses	<u>14,920,126.30</u>
Surplus (Deficit) from Current Operation	1,686,725.85
Add (Deduct):	
Transfers, Assistance and Subsidy From	1,000.00
Transfers, Assistance and Subsidy To	-
Surplus (Deficit) for the period	<u><u>1,687,725.85</u></u>

Prepared by:


Romjett E. Luzande
Administrative Officer IV

Certified correct:


EVANGELINE P. CRUZ, CPA
City Accountant

Republic of the Philippines
Barangay TANGOS NORTH
City of Navotas

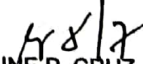
Statement of Financial Performance
For the Seven Months Ended July 31, 2023

	2023
Revenue	
Tax Revenue	1,622,006.54
Share from Internal Revenue Collections	10,016,062.00
Service and Business Revenue	125,100.15
Total Revenue	11,763,168.69
Less: Current Operating Expenses	
Personnel Services	4,464,850.00
Maintenance and Other Operating Expenses	2,121,813.81
Non-Cash Expenses	1,553,280.35
Current Operating Expenses	8,139,944.16
Surplus (Deficit) from Current Operation	3,623,224.53
Add (Deduct):	
Transfers, Assistance and Subsidy From	1,000.00
Transfers, Assistance and Subsidy To	-
Surplus (Deficit) for the period	3,624,224.53

Prepared by:


Romile E. Luzande
Administrative Officer IV

Certified correct:


EVANGELINE P. CRUZ, CPA
City Accountant

Republic of the Philippines

Barangay TANZA 1

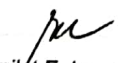
City of Navotas

Statement of Financial Performance


For the Three Months Ended March 31, 2024

	2024
Revenue	
Tax Revenue	1,536,546.77
Share from Internal Revenue Collections	4,046,412.00
Service and Business Revenue	52,252.06
Total Revenue	5,635,210.83
Less: Current Operating Expenses	
Personnel Services	1,879,450.00
Maintenance and Other Operating Expenses	1,181,949.31
Non-Cash Expenses	612,573.00
Current Operating Expenses	3,673,972.31
Surplus (Deficit) from Current Operation	1,961,238.52
Add (Deduct):	
Transfers, Assistance and Subsidy From	1,000.00
Transfers, Assistance and Subsidy To	(404,641.20)
Surplus (Deficit) for the period	1,557,597.32

Prepared by:


Romilet E. Luzande
Administrative Officer IV

Certified correct:


EVANGELINE P. CRUZ, CPA
City Accountant

Statement of Financial Performance
For the Three Months Ended March 31, 2024

Prepared by:

Certified correct:


EVANGELINE P. CRUZ, CPA
City Accountant

Republic of the Philippines
Barangay SAN RAFAEL VILLAGE
City of Navotas


Statement of Financial Performance
For the Three Months Ended March 31, 2024
(with comparative figures from CY 2022)

	<u>2024</u>
Revenue	
Tax Revenue	2,130,483.64
Share from Internal Revenue Collections	1,252,041.00
Service and Business Revenue	<u>7,048.25</u>
Total Revenue	<u>3,389,572.89</u>
Less: Current Operating Expenses	
Personnel Services	618,000.00
Maintenance and Other Operating Expenses	581,841.09
Non-Cash Expenses	<u>267,269.79</u>
Current Operating Expenses	<u>1,467,110.88</u>
Surplus (Deficit) from Current Operation	1,922,462.01
Add (Deduct):	
Transfers, Assistance and Subsidy From	1,000.00
Transfers, Assistance and Subsidy To	-
Surplus (Deficit) for the period	<u><u>1,923,462.01</u></u>

Prepared by:


Romilet E. Luzande
Administrative Officer IV

Certified correct:



EVANGELINE P. CRUZ, CPA
City Accountant

Republic of the Philippines
Barangay North Bay Boulevard North
City of Navotas

Statement of Financial Performance
For the Three Months Ended March 31, 2024

	<u>2024</u>
Revenue	
Tax Revenue	1,446,031.06
Share from Internal Revenue Collections	3,910,353.00
Service and Business Revenue	<u>61,523.81</u>
Total Revenue	<u>5,417,907.87</u>
 Less: Current Operating Expenses	
Personnel Services	1,847,250.00
Maintenance and Other Operating Expenses	424,074.87
Non-Cash Expenses	<u>1,005,431.94</u>
Current Operating Expenses	<u>3,276,756.81</u>
 Surplus (Deficit) from Current Operation	 2,141,151.06
 Add (Deduct):	
Transfers, Assistance and Subsidy From	1,000.00
Transfers, Assistance and Subsidy To	(391,035.30)
	<u> </u>
 Surplus (Deficit) for the period	 <u><u>1,751,115.76</u></u>

Prepared by:


Rommel E. Luzande
Administrative Officer IV

Certified correct:



EVANGELINE P. CRUZ, CPA
City Accountant

Republic of the Philippines
Barangay NAVOTAS EAST
City of Navotas

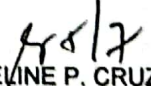
Statement of Financial Performance
For the Three Months Ended March 31, 2024
(with comparative figures from CY 2022)

	<u>2024</u>
Tax Revenue	786,441.76
Share from Internal Revenue Collections	930,084.00
Service and Business Revenue	<u>31,128.69</u>
Total Revenue	<u>1,747,654.45</u>
Less: Current Operating Expenses	
Personnel Services	561,300.00
Maintenance and Other Operating Expenses	561,240.53
Non-Cash Expenses	<u>177,193.05</u>
Current Operating Expenses	<u>1,299,733.58</u>
Surplus (Deficit) from Current Operation	447,920.87
Add (Deduct):	
Transfers, Assistance and Subsidy From	1,000.00
Transfers, Assistance and Subsidy To	(93,008.40)
	<u></u>
Surplus (Deficit) for the period	<u><u>355,912.47</u></u>

Prepared by:


Romilet E. Luzande
Administrative Officer IV

Certified correct:



EVANGELINE P. CRUZ, CPA
City Accountant

Republic of the Philippines
Barangay TANZA 2
City of Navotas


Statement of Financial Performance
For the Three Months Ended March 31, 2024
(with comparative figures from CY 2022)

	<u>2024</u>
Revenue	
Tax Revenue	1,524,863.35
Share from Internal Revenue Collections	4,121,763.00
Service and Business Revenue	<u>44,511.06</u>
Total Revenue	<u><u>5,691,137.41</u></u>
Less: Current Operating Expenses	
Personnel Services	1,605,600.00
Maintenance and Other Operating Expenses	369,640.05
Non-Cash Expenses	<u>884,980.74</u>
Current Operating Expenses	<u><u>2,860,220.79</u></u>
Surplus (Deficit) from Current Operation	2,830,916.62
Add (Deduct):	
Transfers, Assistance and Subsidy From	1,000.00
Transfers, Assistance and Subsidy To	(412,176.30)
Surplus (Deficit) for the period	<u><u><u>2,419,740.32</u></u></u>

Prepared by:


Romilet E. Luzande
Administrative Officer IV

Certified correct:



EVANGELINE P. CRUZ, CPA
City Accountant

Republic of the Philippines
Barangay BAGUMBAYAN SOUTH
City of Navotas


Statement of Financial Performance
For the Year Ended December 31, 2023
(with comparative figures from CY 2022)

	<u>2023</u>	<u>Restated 2022</u>
Revenue		
Tax Revenue	1,779,159.94	1,593,177.64
Share from Internal Revenue Collections	5,459,592.00	5,756,394.60
Service and Business Revenue	<u>19,385.36</u>	<u>12,815.76</u>
Total Revenue	<u>7,258,137.30</u>	<u>7,362,388.00</u>
 Less: Current Operating Expenses		
Personnel Services	3,286,597.64	3,307,597.64
Maintenance and Other Operating Expenses	237,059.53	2,030,130.66
Non-Cash Expenses	<u>963,839.88</u>	<u>647,347.22</u>
Current Operating Expenses	<u>4,487,497.05</u>	<u>5,985,075.52</u>
 Surplus (Deficit) from Current Operation	2,770,640.25	1,377,312.48
 Add (Deduct):		
Transfers, Assistance and Subsidy From	1,000.00	1,000.00
Transfers, Assistance and Subsidy To	<u>(908,916.07)</u>	<u>(246,149.70)</u>
 Surplus (Deficit) for the period	<u><u>1,862,724.18</u></u>	<u><u>1,132,162.78</u></u>

Prepared by:


Romilet E. Luzande
Administrative Officer IV

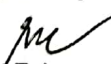
Certified correct:



EVANGELINE P. CRUZ, CPA
City Accountant

Republic of the Philippines
Barangay BAGUMBAYAN NORTH
City of Navotas

Statement of Financial Performance
For the Eleven Months Ended November 30, 2023

	<u>2023</u>
Revenue	
Tax Revenue	1,695,193.43
Share from Internal Revenue Collections	2,843,478.00
Service and Business Revenue	<u>12,592.90</u>
Total Revenue	<u>4,551,264.33</u>
Less: Current Operating Expenses	
Personnel Services	589,650.00
Maintenance and Other Operating Expenses	1,542,046.97
Non-Cash Expenses	<u>583,917.13</u>
Current Operating Expenses	<u>2,715,614.10</u>
Surplus (Deficit) from Current Operation	1,835,650.23
Add (Deduct):	
Transfers, Assistance and Subsidy From	1,000.00
Transfers, Assistance and Subsidy To	-
	<u> </u>
Surplus (Deficit) for the period	<u><u>1,836,650.23</u></u>

Prepared by:

Romilex E. Luzande
Administrative Officer IV


Certified correct:

EVANGELINE P. CRUZ, CPA
City Accountant

Republic of the Philippines
Barangay NBBS - KAUNLARAN
City of Navotas

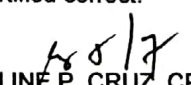
Statement of Financial Performance
For the Five (5) Months Ended May 31, 2022

	<u>2022</u>
Revenue	
Tax Revenue	3,518,257.54
Share from Internal Revenue Collections	9,277,969.50
Service and Business Revenue	<u>133,911.87</u>
Total Revenue	<u>12,930,138.91</u>
 Less: Current Operating Expenses	
Personnel Services	3,955,700.00
Maintenance and Other Operating Expenses	597,438.59
Non-Cash Expenses	<u>1,912,493.05</u>
Current Operating Expenses	<u>6,465,631.64</u>
 Surplus (Deficit) from Current Operation	 6,464,507.27
 Add (Deduct):	
Transfers, Assistance and Subsidy From	1,000.00
Transfers, Assistance and Subsidy To	-
	<u> </u>
 Surplus (Deficit) for the period	 <u><u>6,465,507.27</u></u>

Prepared by:


Romilet E. Luzande
Administrative Officer IV

Certified correct:


EVANGELINE P. CRUZ, CPA
City Accountant