



REPUBLIC OF THE PHILIPPINES
CITY GOVERNMENT OF NAVOTAS
Mariano Naval Street, Navotas City

Office of the City Accountant

APRIL 24, 2024

MS. JENIFER G GALORPORT, CESE
DILG City Director

MS. MARIA IRISH ALOHA CUBILLAN
Public Information Officer

MR. RENATO REYES
ICTO Chief

Dear Ms Galorport, Ms. Cubillan and Mr. Reyes:


In compliance to the full disclosure order, transparency and Seal of Good Housekeeping, respectfully forwarded herewith for posting in the official Website of the City Government (MIS) and designated Bulletin Board for the purpose (PIO), the attached copies and soft copies of the Report of **NAVOTAS CITY HOSPITAL** for the month of **MARCH 2024** to wit:

- **Statement of Financial Position**
- **Statement of Financial Performance**
- **Statement of Cash Flow**

For your immediate and appropriate action.

Very truly yours,


By 4/24
EVANGELINE P. CRUZ, CPA
City Accountant



CITY GOVERNMENT OF NAVOTAS
NAVOTAS CITY HOSPITAL
STATEMENT OF FINANCIAL POSITION
AS OF MARCH 31, 2024

ASSETS	
Current Assets	
Cash and Cash Equivalents	272,193,362.07
Investments	6,368.00
Receivables	16,082,886.07
Inventories	36,927,241.67
Prepayments and Deferred Charges	1,331,853.30
Total Current Assets	326,541,712.31
Noncurrent Assets	
Property, Plant, and Equipment	440,803,745.65
Intangible Assets	6,498,700.01
Total Noncurrent Assets	447,302,445.66
TOTAL ASSETS	773,844,157.97
LIABILITIES	
Current Liabilities	
Financial Liabilities	57,858,592.17
Inter-Agency Payables	1,567,782.89
Intra-Agency Payables	8,952,211.24
Trust Liabilities	2,257,388.54
Other Payables	8,164,001.91
Total Current Liabilities	78,799,976.75
TOTAL LIABILITIES	78,799,976.75
NET ASSETS/EQUITY	
Government Equity	695,044,181.22
TOTAL LIABILITIES AND NET ASSETS/EQUITY	773,844,157.97

Prepared By:


HANNAH CHANTELE A. FAUSTINO, CPA
Accountant III

Certified Correct:


EVANGELINE P. CRUZ, CPA
City Accountant


CITY GOVERNMENT OF NAVOTAS
NAVOTAS CITY HOSPITAL
STATEMENT OF FINANCIAL PERFORMANCE
AS OF MARCH 31, 2024

Revenue	
Tax Revenue	254,457.49
Service and Business Income	20,048,595.76
Total Revenue	20,303,053.25
Current Operating Expenses	
Personnel Services	9,081,261.49
Maintenance and Other Operating Expenses	27,177,677.18
Financial Expenses	1,800.00
Non-cash Expenses	9,855,936.05
Other Losses	672,033.35
Total Current Operating Expenses	46,788,708.07
Deficit from Current Operations	(26,485,654.82)
Transfers, Assistance, and Subsidy	
Transfers, Assistance, and Subsidy from	21,069,333.00
Net Financial Assistance/Subsidy	21,069,333.00
Deficit for the Period	(5,416,321.82)

Prepared By:


HANNAH CHANTELE A. FAUSTINO, CPA
Accountant III

Certified Correct:


EVANGELINE P. CRUZ, CPA
City Accountant

CITY GOVERNMENT OF NAVOTAS
NAVOTAS CITY HOSPITAL
STATEMENT OF CASH FLOWS
AS OF MARCH 31, 2024

Cash Flows From Operating Activities

Cash Inflows

Collections from taxpayers	254,457.49
Receipts from business/service income	9,641,649.69
Other receipts	39,795,752.96
Total Cash Inflows	49,691,860.14

Cash Outflows

Payment of expenses	2,676,461.95
Payment to suppliers and creditors	30,985,041.80
Payment to employees	30,450,820.89
Other expenses	16,261,524.47
Total Cash Outflows	80,373,849.11

Net Cash Flows from Operating Activities **(30,681,988.97)**

Total Cash Flows Provided by Operating Activities **(30,681,988.97)**


Cash Balance at beginning of the year **302,875,351.64**

Cash Balance at end of the period **272,193,362.67**

Prepared By:


HANNAH CHANTELE A. FAUSTINO, CPA
Accountant III

Certified Correct:


EVANGELINE P. CRUZ, CPA
City Accountant