



REPUBLIC OF THE PHILIPPINES  
**CITY GOVERNMENT OF NAVOTAS**  
Mariano Naval Street, Navotas City

---

## *Office of the City Accountant*

---

OCTOBER 16, 2019

**MS. SUDI G. VALENCIA**  
City Director - DILG Navotas

**MS. MA. IRISH ALOHA D. CUBILLAN**  
Acting Public Information Officer

**MR. RENATO REYES**  
Acting MIS Chief

**Dear Ms. Valencia, Ms. Cubillan and Mr. Reyes**

In compliance to the full disclosure order, transparency and Seal of Good Housekeeping respectfully forwarded herewith for posting in the official Website of the City Government (MIS) and designated Bulletin Board for the Purpose (PIO), the attached copies of the Report of **SPECIAL EDUCATION FUND** for the month of **SEPTEMBER 2019**, to wit:

- **Statement of Financial Position**
- **Statement of Performance**
- **Statement of Cash Flow**

For your immediate appropriate action.

Very truly yours,


**EVANGELINE P. CRUZ, CPA**  
*City Accountant*




Republic of the Philippines  
 City Government of Navotas  
 Special Education Fund  
 Statement of Financial Position  
 As of SEPTEMBER 30, 2019

		2019
<b>ASSETS</b>		
<i>Current Assets</i>		
Cash and Cash Equivalents		26,993,710.83
Investments		107,110,999.62
Receivables		76,528,690.72
Inventories		264,281.25
Prepayments and Deferred Charges		3,089.04
<b>Total Current Assets</b>		<b>210,900,771.46</b>
<i>Non-Current Assets</i>		
Property, Plant and Equipment		163,268,943.29
Biological Assets		-
Intangible Assets		-
<b>Total Non-Current Assets</b>		<b>163,268,943.29</b>
<b>Total Assets</b>		<b>374,169,714.75</b>
<b>LIABILITIES</b>		
<i>Current Liabilities</i>		
Financial Liabilities		3,094,554.06
Inter-Agency Payables		507,075.66
Intra-Agency Payables		283,408.59
Trust Liabilities		413,190.75
Deferred Credits/Unearned Income		76,574,254.70
Other Payables		50,000.00
<b>Total Current Liabilities</b>		<b>80,922,483.76</b>
<b>Total Liabilities</b>		<b>80,922,483.76</b>
<b>NET ASSETS/EQUITY</b>		
Government Equity		293,247,230.99
<b>Total Liabilities and Net Assets/Equity</b>		<b>374,169,714.75</b>

Prepared by:

  
**CHRISTIAN JOY A. FAUSTINO**  
 Admin Assistant II

Certified Correct;

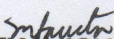
  
**EVANGELINE P. CRUZ, CPA**  
 City Accountant




**Republic of the Philippines**  
**City Government of Navotas**  
**Special Education Fund**  
**Statement of Financial Performance**  
**As of SEPTEMBER 30, 2019**

		2019
<b>Revenue</b>		
Tax Revenue		79,109,552.12
Service and Business Income		795,113.33
<b>Total Revenue</b>		<b>79,904,665.45</b>
<b>Less: Current Operating Expenses</b>		
Personnel Services		1,301,320.52
Maintenance and Other Operating Expenses		22,310,764.94
Non-cash Expenses		14,113,549.17
Financial Expenses		
<b>Current Operating Expenses</b>		<b>37,725,634.63</b>
<b>Surplus (Deficit) from Current Operation</b>		<b>42,179,030.82</b>
Add (Deduct):		
Transfers, Assistance and Subsidy From		-
Transfers, Assistance and Subsidy To		(13,984,021.83)
<b>Surplus(Deficit) for the period</b>		<b>28,195,008.99</b>

Prepared by:

  
**CHRISTIAN JOY A. FAUSTINO**  
 Admin Assistant II

Certified Correct;

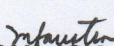
  
**EVANGELINE P. CRUZ, CPA**  
 City Accountant




**Republic of the Philippines**  
**City Government of Navotas**  
**Special Education Fund**  
**Statement of Condensed Cash Flows**  
**As of SEPTEMBER 30, 2019**

		2019
<b>Cash Flows from Operating Activities</b>		
<b>Cash Inflows</b>		
Collection from taxpayers		76,602,160.35
Interest Income		25,065.67
Other Receipts		139,408.44
<b>Total Cash Inflows</b>		76,766,634.46
<b>Cash Outflows</b>		
Payment of expenses		-
Payments to suppliers and creditors		22,366,425.01
Payments to employees		12,559,873.05
Interest Expense		-
Other Expenses		19,285,629.63
<b>Total Cash Outflows</b>		54,211,927.69
<b>Net Cash Flows from Operating Activities</b>		22,554,706.77
<b>Cash Flows from Investing Activities</b>		
<b>Cash Inflows</b>		
Proceeds from Sale of Investment Property		-
Proceeds from Sale/Disposal of Property, Plant and Equipment		-
Proceeds from Sale of Non-Current Investments		-
Collection of Principal on loans to other entities		-
<b>Total Cash Inflows</b>		-
<b>Cash Outflows</b>		
Purchase/Construction of Investment Property		-
Purchase/Construction of Property, Plant and Equipment		27,675,457.74
Investment		-
Purchase of Bearer Biological Assets		-
Purchase of Intangible Assets		-
Grant of Loans		-
<b>Total Cash Outflows</b>		27,675,457.74
<b>Net Cash Flows from Investing Activities</b>		(27,675,457.74)
<b>Cash Flows from Financing Activities</b>		
<b>Cash Inflows</b>		
Proceeds from Issuance of Bonds		-
Proceeds from Loans		-
<b>Total Cash Inflows</b>		-
<b>Cash Outflows</b>		
Payment of Long-Term Liabilities		-
Retirement/Redemption of debt securities		-
Payment of loan amortization		-
<b>Total Cash Outflows</b>		-
<b>Net Cash Flows from Financing Activities</b>		-
<b>Total Cash Provided by Operating, Investing and Financing Activities</b>		(5,120,750.97)
<b>Add: Cash at the Beginning of the year</b>		32,114,461.80
<b>Cash Balance at the End of the Year</b>		26,993,710.83

Prepared by:

  
**CHRISTIAN JOY A. FAUSTINO**  
 Admin Assistant II

Certified Correct;

  
**EVANGELINE P. CRUZ, CPA**  
 City Accountant