

DECEMBER 09, 2020

MS. SUDI G. VALENCIA

City Director
DILG Navotas

MS. MARIA IRISH ALOHA D. CUBILLAN

Public Information Officer

MR. RENATO S. REYES

Acting MIS Chief

MR. DENNIS DELA PAZ

DILG Portal

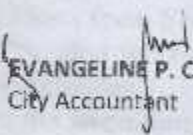
Dear Colleague,

In compliance to the full disclosure order, transparency and Seal of Good Housekeeping respectfully forwarded herewith for posting in the official Website of the City Government (MIS) and designated Bulletin Board for the purpose (PIO), the attached copies of the Report of TRUST FUND for the month of June, July, August and September 2020, to wit:

- Statement of Financial Position
- Statement of Cash Flow
- TF Fund Utilization Report


Thank you very much.

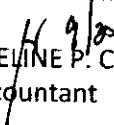
Respectfully yours,


EVANGELINE P. CRUZ, CPA
City Accountant

Republic of the Philippines
City Government of Navotas
Statement of Cash Flows- Trust Fund
 For the Year Ended May 31, 2020

Cash Flows from Operating Activities	
<i>Cash Inflows</i>	
Interest Income	23,257.01
Other Receipts	389,341,067.89
Total Cash Inflows	389,364,324.90
<i>Cash Outflows</i>	
Payments	
To suppliers and creditors	27,357,347.56
Other Expenses	255,083,710.66
Total Cash Outflows	282,441,058.22
Net Cash Flows from Operating Activities	106,923,266.68
Cash Flows from Investing Activities	
<i>Cash Inflows</i>	
Proceeds from Sale of Investment Property	
Total Cash Inflows	-
<i>Cash Outflows</i>	
Purchase/Construction of PPE	
Total Cash Outflows	-
Net Cash Flows from Investing Activities	-
Cash Flows from Financing Activities	
<i>Cash Inflows</i>	
Proceeds from Issuance of Bonds	
Total Cash Inflows	-
<i>Cash Outflows</i>	
Payment of Loan Amortization	
Total Cash Outflows	-
Net Cash Flows from Financing Activities	106,923,266.68
Total Cash Provided by Operating, Investing Financing Activities	106,923,266.68
Add: Cash at the Beginning of the period	98,484,732.97
Cash Balance at the End of the period	205,407,999.65

Prepared by: 
 MYRA C. NICOLAS
 Administrative Officer II

Certified Correct:

 EVANGELINE P. CRUZ, CPA
 City Accountant

Republic of the Philippines
City Government of Navotas
Statement of Financial Position - Trust Fund
For the Year Ended May 31, 2020

ASSETS

Current Assets

Cash and Cash Equivalents	205,407,999.65
Investments	
Receivables	26,664,959.43
Inventories	26,268,095.00
Prepayments and Deferred Charges	<u>2,070,645.90</u>
Total Current Assets	<u>260,411,699.98</u>

Non-Current Assets

Investments	-
Receivables	-
Property, Plant and Equipment	<u>-</u>
Total Non-Current Assets	<u>-</u>

Total Assets	<u>260,411,699.98</u>
---------------------	------------------------------

LIABILITIES

Current Liabilities

Financial Liabilities	
Inter-Agency Payables	356,068,068.14
Intra-Agency Payables	26,350,513.77
Trust Liabilities	<u>56,792,709.30</u>
Total Current Liabilities	<u>439,211,291.21</u>

Non-Current Liabilities


Other Payables	<u>47,016,576.94</u>
Total Non-Current Liabilities	<u>47,016,576.94</u>

NET ASSETS/EQUITY

Government Equity	<u>(225,816,168.17)</u>
-------------------	-------------------------

Total Liabilities	<u>260,411,699.98</u>
--------------------------	------------------------------

Prepared by:


MYRA C. NICOLAS
Administrative Officer II

Certified Correct:


EVANGELINE P. CRUZ, CPA
City Accountant


Republic of the Philippines
City Government of Navotas
Statement of Cash Flows- Trust Fund
 For the Year Ended June 30, 2020

Cash Flows from Operating Activities	
<i>Cash Inflows</i>	
Interest Income	78,496.15
Other Receipts	418,280,619.53
Total Cash Inflows	418,359,115.68
<i>Cash Outflows</i>	
Payments	
To suppliers and creditors	27,646,813.02
Other Expenses	353,881,472.51
Total Cash Outflows	381,528,285.53
Net Cash Flows from Operating Activities	36,830,830.15
Cash Flows from Investing Activities	
<i>Cash Inflows</i>	
Proceeds from Sale of Investment Property	
Total Cash Inflows	-
<i>Cash Outflows</i>	
Purchase/Construction of PPE	
Total Cash Outflows	-
Net Cash Flows from Investing Activities	-
Cash Flows from Financing Activities	
<i>Cash Inflows</i>	
Proceeds from Issuance of Bonds	
Total Cash Inflows	-
<i>Cash Outflows</i>	
Payment of Loan Amortization	
Total Cash Outflows	-
Net Cash Flows from Financing Activities	36,830,830.15
Total Cash Provided by Operating, Investing Financing Activities	
Add: Cash at the Beginning of the period	98,484,732.97
Cash Balance at the End of the period	135,315,563.12

Prepared by:


 MYRA C. NICOLAS
 Administrative Officer II

Certified Correct:


 EVANGELINE P. CRUZ, CPA
 City Accountant

Republic of the Philippines
City Government of Navotas
Statement of Financial Position - Trust Fund
For the Year Ended June 30, 2020

ASSETS

Current Assets

Cash and Cash Equivalents	135,315,563.12
Investments	
Receivables	
Inventories	67,901,982.76
Prepayments and Deferred Charges	26,449,545.00
Total Current Assets	<u>2,070,645.90</u>
	<u>231,737,736.78</u>

Non-Current Assets

Investments	-
Receivables	-
Property, Plant and Equipment	-
Total Non-Current Assets	<u>-</u>

Total Assets

231,737,736.78

LIABILITIES

Current Liabilities

Financial Liabilities	
Inter-Agency Payables	
Intra-Agency Payables	352,717,209.47
Trust Liabilities	1,090,640.24
Total Current Liabilities	<u>56,792,158.30</u>
	<u>410,600,008.01</u>

Non-Current Liabilities

Other Payables	47,081,576.94
Total Non-Current Liabilities	<u>47,081,576.94</u>
	<u>457,681,584.95</u>


NET ASSETS/EQUITY

Government Equity	(225,943,848.17)
-------------------	------------------

Total Liabilities

231,737,736.78

Prepared by:


MYRA C. NICOLAS
Administrative Officer II


Certified Correct:


EVANGELINE P. CRUZ, CPA
City Accountant

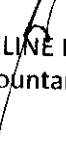
Republic of the Philippines
City Government of Navotas
Statement of Cash Flows- Trust Fund
 For the Year Ended July 31, 2020

Cash Flows from Operating Activities	
<i>Cash Inflows</i>	
Interest Income	78,496.15
Other Receipts	421,928,690.15
Total Cash Inflows	422,007,186.30
<i>Cash Outflows</i>	
Payments	
To suppliers and creditors	36,416,554.46
Other Expenses	354,333,020.55
Total Cash Outflows	390,749,575.01
Net Cash Flows from Operating Activities	31,257,611.29
Cash Flows from Investing Activities	
<i>Cash Inflows</i>	
Proceeds from Sale of Investment Property	
Total Cash Inflows	-
<i>Cash Outflows</i>	
Purchase/Construction of PPE	
Total Cash Outflows	-
Net Cash Flows from Investing Activities	-
Cash Flows from Financing Activities	
<i>Cash Inflows</i>	
Proceeds from Issuance of Bonds	
Total Cash Inflows	-
<i>Cash Outflows</i>	
Payment of Loan Amortization	
Total Cash Outflows	-
Net Cash Flows from Financing Activities	-
Total Cash Provided by Operating, Investing Financing Activities	31,257,611.29
Add: Cash at the Beginning of the period	98,484,732.97
Cash Balance at the End of the period	129,742,344.26

Prepared by:


 MYRA C. NICOLAS
 Administrative Officer II

Certified Correct:


 EVANGELINE P. CRUZ, CPA
 City Accountant

Republic of the Philippines
City Government of Navotas
Statement of Financial Position - Trust Fund
For the Year Ended July 31, 2020

ASSETS

Current Assets

Cash and Cash Equivalents	129,742,344.26
Investments	
Receivables	1,168,372.76
Inventories	35,716,585.00
Prepayments and Deferred Charges	2,070,645.90
Total Current Assets	<u>168,697,947.92</u>

Non-Current Assets

Investments	-
Receivables	-
Property, Plant and Equipment	-
Total Non-Current Assets	<u>-</u>

Total Assets

168,697,947.92

LIABILITIES

Current Liabilities

Financial Liabilities	
Inter-Agency Payables	127,969,728.11
Intra-Agency Payables	1,093,830.24
Trust Liabilities	56,786,220.80
Total Current Liabilities	<u>185,849,779.15</u>

Non-Current Liabilities

Other Payables	47,106,076.94
Total Non-Current Liabilities	<u>47,106,076.94</u>

232,955,856.09


NET ASSETS/EQUITY

Government Equity	<u>(64,257,908.17)</u>
-------------------	------------------------


Total Liabilities

168,697,947.92

Prepared by:


MYRA C. NICOLAS
Administrative Officer II

Certified Correct:


EVANGELINE P. CRUZ, CPA
City Accountant

Republic of the Philippines
City Government of Navotas
Statement of Cash Flows- Trust Fund
For the Year Ended August 31, 2020

Cash Flows from Operating Activities

Cash Inflows

Interest Income	78,496.15
Other Receipts	<u>422,337,981.40</u>
Total Cash Inflows	<u><u>422,416,477.55</u></u>

Cash Outflows

Payments	
To suppliers and creditors	38,067,192.94
Other Expenses	<u>354,834,554.12</u>
Total Cash Outflows	<u><u>392,901,747.06</u></u>

Net Cash Flows from Operating Activities

29,514,730.49

Cash Flows from Investing Activities

Cash Inflows

 Proceeds from Sale of Investment Property

Total Cash Inflows

-

Cash Outflows

 Purchase/Construction of PPE

Total Cash Outflows

-

Net Cash Flows from Investing Activities

-

Cash Flows from Financing Activities

Cash Inflows

 Proceeds from Issuance of Bonds

Total Cash Inflows

-

Cash Outflows

 Payment of Loan Amortization

Total Cash Outflows

-

Net Cash Flows from Financing Activities

29,514,730.49

Total Cash Provided by Operating, Investing

Financing Activities


Add: Cash at the Beginning of the period

98,484,732.97


Cash Balance at the End of the period

127,999,463.46

Prepared by: •


MYRA C. NICOLAS
Administrative Officer II

Certified Correct:


EVANGELINE P. CRUZ, CPA
City Accountant

Republic of the Philippines
City Government of Navotas
Statement of Cash Flows- Trust Fund
 For the Year Ended August 31, 2020

Cash Flows from Operating Activities

Cash Inflows

Interest Income	78,496.15
Other Receipts	<u>422,337,981.40</u>
Total Cash Inflows	<u>422,416,477.55</u>

Cash Outflows

Payments	
To suppliers and creditors	38,067,192.94
Other Expenses	<u>354,834,554.12</u>
Total Cash Outflows	<u>392,901,747.06</u>

Net Cash Flows from Operating Activities

29,514,730.49

Cash Flows from Investing Activities

Cash Inflows

Proceeds from Sale of Investment Property

Total Cash Inflows -

Cash Outflows

Purchase/Construction of PPE

Total Cash Outflows -

Net Cash Flows from Investing Activities

-

Cash Flows from Financing Activities

Cash Inflows

Proceeds from Issuance of Bonds

Total Cash Inflows -

Cash Outflows

Payment of Loan Amortization

Total Cash Outflows -

Net Cash Flows from Financing Activities 29,514,730.49

Total Cash Provided by Operating, Investing

Financing Activities


Add: Cash at the Beginning of the period

98,484,732.97


Cash Balance at the End of the period

127,999,463.46

Prepared by:


 MYRA C. NICOLAS
 Administrative Officer II

Certified Correct:


 EVANGELINE P. CRUZ, CPA
 City Accountant

Republic of the Philippines
City Government of Navotas
Statement of Cash Flows- Trust Fund
For the Year Ended September 30, 2020

Cash Flows from Operating Activities

Cash Inflows

Interest Income	81,483.65
Other Receipts	422,427,144.58
Total Cash Inflows	422,508,628.23

Cash Outflows

Payments	
To suppliers and creditors	42,887,948.61
Other Expenses	354,932,848.14
Total Cash Outflows	397,820,796.75

Net Cash Flows from Operating Activities

24,687,831.48

Cash Flows from Investing Activities

Cash Inflows

Proceeds from Sale of Investment Property

Total Cash Inflows

-

Cash Outflows

Purchase/Construction of PPE

Total Cash Outflows

-

Net Cash Flows from Investing Activities

-

Cash Flows from Financing Activities

Cash Inflows

Proceeds from Issuance of Bonds

Total Cash Inflows

-

Cash Outflows

Payment of Loan Amortization

Total Cash Outflows

-

Net Cash Flows from Financing Activities

24,687,831.48

**Total Cash Provided by Operating, Investing
Financing Activities**


Add: Cash at the Beginning of the period

98,484,732.97

Cash Balance at the End of the period

123,172,564.45

Prepared by:


MYRA C. NICOLAS
Administrative Officer II

Certified Correct:


EVANGELINE P. CRUZ, CPA
City Accountant

Republic of the Philippines
City Government of Navotas
Statement of Financial Position - Trust Fund
For the Year Ended September 30, 2020

ASSETS

Current Assets

Cash and Cash Equivalents	123,172,564.45
Investments	
Receivables	1,755,867.85
Inventories	42,495,326.00
Prepayments and Deferred Charges	2,070,645.90
Total Current Assets	<u>169,494,404.20</u>

Non-Current Assets

Investments	-
Receivables	-
Property, Plant and Equipment	-
Total Non-Current Assets	<u>-</u>

Total Assets	<u>169,494,404.20</u>
---------------------	------------------------------

LIABILITIES

Current Liabilities

Financial Liabilities	
Inter-Agency Payables	64,784,779.87
Intra-Agency Payables	2,017,903.51
Trust Liabilities	56,789,122.05
Total Current Liabilities	<u>123,591,805.43</u>

Non-Current Liabilities

Other Payables	47,216,276.94
Total Non-Current Liabilities	<u>170,808,082.37</u>

NET ASSETS/EQUITY

Government Equity	<u>(1,313,678.17)</u>
-------------------	-----------------------

Total Liabilities	<u>169,494,404.20</u>
--------------------------	------------------------------

Prepared by:

MYRA C. NICOLAS
Administrative Officer II

Certified Correct:

EWANGELINE P. CRUZ, CPA
City Accountant

**CONSOLIDATED QUARTERLY REPORT ON GOVERNMENT PROJECTS, PROGRAMS or ACTIVITIES
AS OF SEPTEMBER CY 2020**

Province, City or Municipality:


CITY GOVERNMENT OF NAVOTAS

Program or Project	Location	Total Cost	Date Started	Target		Project Status		No. of Extensions, if any	Remarks
				Completion Date	% of Completion	Total Cost Incurred to Date			
1.) DILG (1,114,800.00) & LGU NAVOTAS (5,985,422.77) Construction of Public Market @ Brgy. Tanza under BUB Program	Tanza, Navotas City	7,068,869.09	9/30/2015	120 days from the date of NTP dated 9/30/15		5,673,541.18			COMPLETED
2.) NAVOTAAS SCHOLARSHIP PROGRAM	Navotas City					13,191,609.34			ON GOING
3.) MLO- NCR	Navotas City					223,400.00			ON GOING
4.) PHILHEALTH CAPTATION PROGRAM	Navotas City					9,979,551.54			ON GOING
5.) TB - DOTS	Navotas City					88,295.25			ON GOING
6.) PIDSR	Navotas City					348,186.34			ON GOING

We hereby certify that we have reviewed the contents and hereby attest to the veracity and correctness of the data or information contained in this document.

Prepared by:

EVANGELINE P. CRUZ, CPA
City Accountant



MAYOR TOBIAS REYNALD M. TIANGCO
Local Chief Executive



FDP Form 6 - Trust Fund Utilization

Province, City or Municipality:

CITY GOVERNMENT OF NAVOTAS

CONSOLIDATED QUARTERLY REPORT ON GOVERNMENT PROJECTS, PROGRAMS or ACTIVITIES
AS OF SEPTEMBER CY 2020

Province, City or Municipality:

CITY GOVERNMENT OF NAVOTAS

Program or Project	Location	Total Cost	Date Started	Target		Project Status		No. of Extensions, if any	Remarks
				Completion Date	% of Completion	Total Cost Incurred to Date			
7.) Purchase of medicines for maternal and child care program under CIPH	Navotas City					155,374.86			On Going
8.) Office supplies charged to NCCVD	Navotas City					456,376.22			On Going
9.) Printing services of CHO charged to CIPH	Navotas City					228,340.82			On Going
10.) Philhealth PREVENT	Navotas City					659,268.66			On Going
11.) Office Supplies charged to TB/DOTS/CHO charged to EQA	Navotas City					13,981.00			On Going

We hereby certify that we have reviewed the contents and hereby attest to the veracity and correctness of the data or information contained in this document.

Prepared by:

[Signature]
EVANGELINE P. CRUZ, CPA
City Accountant

[Signature]
MAYOR TOBIAS REYNALD M. TIANGCO
Local Chief Executive 12/19/2020

FDP Form 6 - Trust Fund Utilization

Province, City or Municipality:

CITY GOVERNMENT OF NAVOTAS


CONSOLIDATED QUARTERLY REPORT ON GOVERNMENT PROJECTS, PROGRAMS or ACTIVITIES
AS OF SEPTEMBER CY 2020


Province, City or Municipality:

CITY GOVERNMENT OF NAVOTAS

Program or Project	Location	Total Cost	Date Started	Target	Project Status		No. of Extensions, if any	Remarks
				Completion Date	% of Completion	Total Cost Incurred to Date		
12.) Food and venue for the roll out orientation on 100 days of life for Health Care Provider of CHO charged to LHSDP	Navotas City					2,725,652.71		On Going
13.) TESDA	Navotas City	1,789,778.68	2018			978,992.00		On Going
14.) BUB - Faculty Room and Library Materials	Navotas City	5,580,000.00	2018			4,128,718.81		On Going
15.) Universal Access to Quality Tertiary Educ. Act (UAQTEA)	Navotas City		2019			424,582.00		On Going
16.) Social Amelioration Program	Navotas City	223,824,000.00	4/8/2020			223,432,000.00		COMPLETED
17.) RWMHEEF (DOE)	Navotas City	28,723,235.07	4/21/2020			26,268,095.00		On Going

We hereby certify that we have reviewed the contents and hereby attest to the veracity and correctness of the data or information contained in this document.

Prepared by 
EVANGELINE P. CRUZ, CPA
 City Accountant


MAYOR TOBIAS REYNALD M. TIANGCO
 Local Chief Executive 11/15/2020

Province, City or Municipality:

CITY GOVERNMENT OF NAVOTAS


CONSOLIDATED QUARTERLY REPORT ON GOVERNMENT PROJECTS, PROGRAMS or ACTIVITIES
AS OF SEPTEMBER CY 2020


Province, City or Municipality:

CITY GOVERNMENT OF NAVOTAS

Program or Project	Location	Total Cost	Date Started	Target		Project Status		No. of Extensions, if any	Remarks
				Completion Date	% of Completion	Total Cost Incurred to Date			
18.) Senior Citizen Social Pension of all Barangays for 1st and 4th quarter 2019 and 1st sem 2020	Navotas City	67,101,000.00	5/7/2020			63,039,000.00			COMPLETED

We hereby certify that we have reviewed the contents and hereby attest to the veracity and correctness of the data or information contained in this document.

Prepared by:

EVANGELINE P. CRUZ, CPA
 City Accountant


MAYOR TOBIAS REYNALD M. TIANGCO
 Local Chief Executive *9/13/20*