



REPUBLIC OF THE PHILIPPINES
CITY GOVERNMENT OF NAVOTAS
 Mariano Naval Street, Navotas City

Office of the City Accountant

FEBRUARY 11, 2021

MS. SUDI G. VALENCIA
 City Director- DILG Navotas

MS. MA. IRISH ALOHA D. CUBILLAN
 Public Information Officer

MR. RENATO REYES
 ICTO Chief

MR. DENNIS DELA PAZ
 Portal

Dear Ms. Valencia, Ms. Cubillan, Mr. Dela Paz and Mr. Reyes

In compliance to the full disclosure order, transparency and Seal of Good Housekeeping respectfully forwarded herewith for posting in the official Website of the City Government (MIS) and designated Bulletin Board for the Purpose (PIO), the attached copies of the Report of **SPECIAL EDUCATION FUND** for the month of **DECEMBER 2020** to wit:

- **Statement of Financial Position**
- **Statement of Financial Performance**
- **Statement of Cash Flow**
- **SEF Utilization CY 2020 (with soft copy)**

For your immediate appropriate action.

Very truly yours,

EVANGELINE P. CRUZ, CPA
 City Accountant


Republic of the Philippines
City Government of Navotas
Special Education Fund
Statement of Financial Position - Comparative
As of DECEMBER 31, 2020

BEFORE RESTATEMENT

	2020	2019
ASSETS		
<i>Current Assets</i>		
Cash and Cash Equivalents	117,623,328.77	120,832,111.39
Investments	4,132,907.67	4,132,907.67
Receivables	59,579,517.70	62,907,134.75
Inventories	4,024,000.00	764,281.25
Prepayments and Deferred Charges	579,444.96	267,237.72
Total Current Assets	185,939,199.10	188,903,672.78
<i>Non-Current Assets</i>		
Property, Plant and Equipment	187,904,118.19	181,266,819.79
Biological Assets	-	-
Intangible Assets	-	-
Total Non-Current Assets	187,904,118.19	181,266,819.79
Total Assets	373,843,317.29	370,170,492.57
LIABILITIES		
<i>Current Liabilities</i>		
Financial Liabilities	24,245,464.11	13,854,824.35
Inter-Agency Payables	1,851,980.04	1,333,758.77
Intra-Agency Payables	302,819.84	109,870.28
Trust Liabilities	191,123.95	438,090.75
Deferred Credits/Unearned Income	68,872,803.77	67,370,895.63
Other Payables		50,000.00
Total Current Liabilities	95,464,191.71	83,157,439.78
Total Liabilities	95,464,191.71	83,157,439.78
NET ASSETS/EQUITY		
Government Equity	278,329,125.58	287,013,052.79
Total Liabilities and Net Assets/Equity	373,843,317.29	370,170,492.57

(0.00)

Prepared by:


CHRISTIAN JOY A. FAUSTINO
 Admin Assistant II

Certified Correct:



EVANGELINE P. CRUZ, CPA
 City Accountant

Republic of the Philippines
 City Government of Navotas
 Special Education Fund
 Statement of Financial Performance - Comparative
 For the Year Ended DECEMBER 31, 2020


BEFORE RESTATEMENT

	2020	2019
Revenue		
Tax Revenue	110,443,442.63	94,216,959.61
Service and Business Income	116,549.66	1,268,730.95
Total Revenue	110,559,992.29	95,485,690.56
Less: Current Operating Expenses		
Personnel Services	1,840,213.44	1,838,224.92
Maintenance and Other Operating Expenses	76,306,206.30	35,233,067.94
Non-cash Expenses	19,388,953.52	18,999,276.77
Financial Expenses	1,800.00	
Current Operating Expenses	97,537,173.26	56,070,569.63
Surplus (Deficit) from Current Operation	13,022,819.03	39,415,120.93
Add (Deduct):		
Transfers, Assistance and Subsidy From		3,638,818.81
Transfers, Assistance and Subsidy To	(21,710,161.40)	(21,092,108.96)
Surplus(Deficit) for the period	(8,687,342.37)	21,961,830.78

Prepared by:


CHRISTIAN JOY A. FAUSTINO
 Admin Assistant II

Certified Correct:

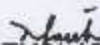

EVANGELINE P. CRUZ, CPA
 City Accountant

Republic of the Philippines
City Government of Navotas
Special Education Fund
Statement of Condensed Cash Flows - Comparative
For the Year Ended DECEMBER 31, 2020


BEFORE RESTATEMENT

	2020	2019
Cash Flows from Operating Activities		
<i>Cash Inflows</i>		
Collection from taxpayers	106,246,919.47	91,709,567.84
Interest Income	116,549.66	45,136.63
Other Receipts	10,612,705.11	107,724,967.27
Total Cash Inflows	116,976,174.24	199,479,671.74
<i>Cash Outflows</i>		
Payments to suppliers and creditors	52,224,723.85	26,555,869.15
Payments to employees	24,708,781.55	17,197,841.30
Other Expenses	25,057,199.54	26,389,716.76
Total Cash Outflows	101,990,704.94	70,143,427.21
Net Cash Flows from Operating Activities	14,985,469.30	129,336,244.53
Cash Flows from Investing Activities		
<i>Cash Inflows</i>		
Total Cash Inflows		
<i>Cash Outflows</i>		
Purchase/Construction of Investment Property		
Purchase/Construction of Property, Plant and Equipment Investment	18,194,251.92	40,618,594.94
Purchase of Bearer Biological Assets	-	-
Purchase of Intangible Assets	-	-
Grant of Loans	-	-
Total Cash Outflows	18,194,251.92	40,618,594.94
Net Cash Flows from Investing Activities	(18,194,251.92)	(40,618,594.94)
Cash Flows from Financing Activities		
<i>Cash Inflows</i>		
Total Cash Inflows		
<i>Cash Outflows</i>		
Total Cash Outflows		
Net Cash Flows from Financing Activities		
Total Cash Provided by Operating, Investing and Financing Activities	(3,208,782.62)	88,717,649.59
Add: Cash at the Beginning of the year	120,832,111.39	32,114,461.80
Cash Balance at the End of the Year	117,623,328.77	120,832,111.39

Prepared by:


CHRISTIAN JOY A. FAUSTINO
Admin Assistant II

Certified Correct:


EVANGELINE P. CRUZ, CPA
City Accountant