



Republic of the Philippines
CITY GOVERNMENT of NAVOTAS
OFFICE OF THE CITY ACCOUNTANT
1052 Mariano Naval Street, Navotas City 1485



January 19, 2023

MS JENIFER G. GALORPORT, CESE
City Director DILG – Navotas

MR PERCIVAL I. ARLOS
OIC – Supervising Auditor

MR VONNE B. VILLANUEVA
CDRRM Officer

MS MARIA IRISH ALOHA CUBILLAN
Public Information Officer (Bulletin Board of Navotas City Hall/NPC/Navotas
Lying In)

MR RENATO REYES
ICTO Head

MR DENNIS DELA PAZ
Encoder DILG – Portal

Dear Sir and Colleague,

Respectfully forwarded herewith is the Report of Local Disaster Risk Reduction and Management Fund Utilization for the month of December 2022.

Relative thereto, in aid of transparency and accountability, may we request for the posting of the Report in the Bulletin Board and various conspicuous places in the City (PIO) and Official Website of the City Government (MIS).


Please acknowledge receipt.

Thank you very much.

Respectfully yours,

Evil
EVANGELINE P. CRUZ, CPA
City Accountant

cc: Mayor's Office



LOCAL DISASTER RISK REDUCTION AND MANAGEMENT FUND UTILIZATION

As of December 31, 2022


City of Navotas

Particulars	LDRRMF		Total		NDRRMF	From Other Sources	TRUST FUND	Total
	Quick Response Fund (QRF) 30%	Mitigation Fund 70%						
		Current		Continuing				
		Appropriations		Appropriations				
A. Sources of Funds:								
Current Appropriations	25,598,026.00	59,728,729.00	85,326,755.00					85,326,755.00
Continuing Appropriations	-		-	31,690,019.89				31,690,019.89
Trust Liability (General Fund)								-
Prev Year's Approp transferred to the Special Tust Fund								-
2020							8,280,837.90	8,280,837.90
2021							1,492,073.00	1,492,073.00
Donations of Cong. Michael Aglipay - donation fire victim Brgy. BBN & Nav. West with OR # 3994561							40,000.00	40,000.00
Total Funds Available	25,598,026.00	59,728,729.00	85,326,755.00	31,690,019.89	-	-	9,812,910.90	126,829,685.79
B. Utilization : Current Appropriations								
MOOE								
Training Expenses			-					-
Animal/Zoological Supplies Expenses		439,575.00	439,575.00					439,575.00
Food Supplies Expenses			-					-
Welfare Goods Expense	2,770,180.00		2,770,180.00					2,770,180.00
Drugs and Medicines Expenses	7,798,680.00		7,798,680.00					7,798,680.00
Medical, Dental and Laboratory Supplies	2,822,145.00	2,759,608.00	5,581,753.00					5,581,753.00
Other Supplies & Materials	537,000.00		537,000.00					537,000.00
Fuel, Oil and Lubricants Expenses	8,666,613.47	1,066,505.00	9,733,118.47					9,733,118.47
Environmental Services			-					-
Rep. & Maint. - Furnitures and Fixtures			-					-
Rep. & Maint. - Road Networks			-					-
Rep. & Maint. - Motor Vehicles			-					-
Rep. & Maint. - Other Infra. Assets			-					-
Rep. & Maint. - Other Machinery & Equipt.			-					-
Donations	1,500,000.00	27,681,000.00	29,181,000.00					29,181,000.00
CAPITAL OUTLAY								
Other Land Improvements				2,291,124.52				2,291,124.52


Particulars	LDRRMF		Total		NDRRMF	From Other Sources	TRUST FUND	Total
	Quick Response Fund (QRF) 30%	Mitigation Fund 70%						
Road Networks		9,984,763.22	9,984,763.22					9,984,763.22
Buildings		1,650,195.78	1,650,195.78					1,650,195.78
Construction and Heavy Equipment			-					-
Disaster Response and Rescue Equipment		860,000.00	860,000.00	3,394,830.00				4,254,830.00
Medical, Dental and Laboratory Equipment		9,996,000.00	9,996,000.00					9,996,000.00

B 1. TRUST FUND Utilization			-					-
MOOE			-					-
Drugs and Medicines Expenses			-					-
Medical, Dental and Laboratory Supplies			-					-
Other Supplies Expense			-					-
Other Infrastructures Assets			-					-
			-					-
CAPITAL OUTLAY			-					-
Road Networks			-					-
Disaster Response and Rescue Equipment			-					-
Buildings			-					-
Motor Vehicle			-					-
Other Structures			-					-
Communication Equipment			-					-
Furnitures & Fixtures			-					-
Other Infrastructure Assets			-					-
Other Machinery & Equipment			-					-
Total Utilization	24,094,618.47	54,437,647.00	78,532,265.47	5,685,954.52	-	-	-	83,778,644.99
Unutilized Balance	1,503,407.53	5,291,082.00	6,794,489.53	26,004,065.37	-	-	9,812,910.90	43,051,040.80

Prepared By:


 Leah T. Castolo
 DEMO IV

Certified Correct:


 EVANGELINE P. CRUZ, CPA
 City Accountant


 VONNE B. VILLANUEVA, MASDS Ph.D
 CDRRM Officer