



REPUBLIC OF THE PHILIPPINES  
**CITY GOVERNMENT OF NAVOTAS**  
Mariano Naval Street, Navotas City

## *Office of the City Accountant*

NOVEMBER 18, 2019

**MS. SUDI G. VALENCIA**  
City Director - DILG Navotas

**MS. MA. IRISH ALOHA D. CUBILLAN**  
Public Information Officer

**MR. RENATO REYES**  
MIS Chief

**Dear Ms. Valencia, Ms. Cubillan and Mr. Reyes**

In compliance to the full disclosure order, transparency and Seal of Good Housekeeping respectfully forwarded herewith for posting in the official Website of the City Government (MIS) and designated Bulletin Board for the Purpose (PIO), the attached copies of the Report of **SPECIAL EDUCATION FUND** for the month of **OCTOBER 2019**, to wit:

- **Statement of Financial Position**
- **Statement of Financial Performance**
- **Statement of CashFlow**

For your immediate appropriate action.

Very truly yours,


**EVANGELINE P. CRUZ, CPA**  
*City Accountant*



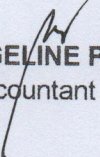
Republic of the Philippines  
 City Government of Navotas  
 Special Education Fund  
 Statement of Financial Position  
 As of OCTOBER 31, 2019

		2019
<b>ASSETS</b>		
<i>Current Assets</i>		
Cash and Cash Equivalents		128,786,546.83
Investments		4,132,907.67
Receivables		75,085,278.91
Inventories		264,281.25
Prepayments and Deferred Charges		7,323.36
<b>Total Current Assets</b>		<b>208,276,338.02</b>
<i>Non-Current Assets</i>		
Property, Plant and Equipment		161,826,273.71
Biological Assets		-
Intangible Assets		-
<b>Total Non-Current Assets</b>		<b>161,826,273.71</b>
<b>Total Assets</b>		<b>370,102,611.73</b>
<b>LIABILITIES</b>		
<i>Current Liabilities</i>		
Financial Liabilities		3,094,554.06
Inter-Agency Payables		628,182.23
Intra-Agency Payables		295,483.59
Trust Liabilities		438,090.75
Deferred Credits/Unearned Income		75,212,082.27
Other Payables		50,000.00
<b>Total Current Liabilities</b>		<b>79,718,392.90</b>
<b>Total Liabilities</b>		<b>79,718,392.90</b>
<b>NET ASSETS/EQUITY</b>		
Government Equity		290,384,218.83
<b>Total Liabilities and Net Assets/Equity</b>		<b>370,102,611.73</b>

Prepared by:

  
**CHRISTIAN JOY A. FAUSTINO**  
 Admin Assistant II

Certified Correct;


  
**EVANGELINE P. CRUZ, CPA**  
 City Accountant




Republic of the Philippines  
 City Government of Navotas  
 Special Education Fund  
 Statement of Financial Performance  
 As of OCTOBER 31, 2019

		2019
<b>Revenue</b>		
Tax Revenue		81,130,463.75
Service and Business Income		1,248,659.99
<b>Total Revenue</b>		<b>82,379,123.74</b>
<b>Less: Current Operating Expenses</b>		
Personnel Services		1,424,107.32
Maintenance and Other Operating Expenses		26,082,779.01
Non-cash Expenses		15,556,218.75
Financial Expenses		
<b>Current Operating Expenses</b>		<b>43,063,105.08</b>
<b>Surplus (Deficit) from Current Operation</b>		<b>39,316,018.66</b>
Add (Deduct):		
Transfers, Assistance and Subsidy From		-
Transfers, Assistance and Subsidy To		(13,984,021.83)
<b>Surplus(Deficit) for the period</b>		<b>25,331,996.83</b>

Prepared by:

  
**CHRISTIAN JOY A. FAUSTINO**  
 Admin Assistant II

Certified Correct;


  
**EVANGELINE P. CRUZ, CPA**  
 City Accountant




Republic of the Philippines  
 City Government of Navotas  
 Special Education Fund  
 Statement of Condensed Cash Flows  
 As of OCTOBER 31, 2019

		2019
<b>Cash Flows from Operating Activities</b>		
<i>Cash Inflows</i>		
Collection from taxpayers		78,623,071.98
Interest Income		25,065.67
Other Receipts		103,648,052.11
<b>Total Cash Inflows</b>		182,296,189.76
<i>Cash Outflows</i>		
Payment of expenses		-
Payments to suppliers and creditors		24,823,816.86
Payments to employees		13,839,200.50
Interest Expense		
Other Expenses		19,285,629.63
<b>Total Cash Outflows</b>		57,948,646.99
<b>Net Cash Flows from Operating Activities</b>		124,347,542.77
<b>Cash Flows from Investing Activities</b>		
<i>Cash Inflows</i>		
Proceeds from Sale/Disposal of Property, Plant and Equipment		
<b>Total Cash Inflows</b>		-
<i>Cash Outflows</i>		
Purchase/Construction of Investment Property		
Purchase/Construction of Property, Plant and Equipment		27,675,457.74
Investment		
Purchase of Bearer Biological Assets		-
Purchase of Intangible Assets		-
Grant of Loans		-
<b>Total Cash Outflows</b>		27,675,457.74
<b>Net Cash Flows from Investing Activities</b>		(27,675,457.74)
<b>Cash Flows from Financing Activities</b>		
<i>Cash Inflows</i>		
Proceeds from Issuance of Bonds		-
Proceeds from Loans		-
<b>Total Cash Inflows</b>		-
<i>Cash Outflows</i>		
Payment of Long-Term Liabilities		-
Retirement/Redemption of debt securities		-
Payment of loan amortization		-
<b>Total Cash Outflows</b>		-
<b>Net Cash Flows from Financing Activities</b>		-
<b>Total Cash Provided by Operating, Investing and Financing Activities</b>		96,672,085.03
<b>Add: Cash at the Beginning of the year</b>		32,114,461.80
<b>Cash Balance at the End of the Year</b>		128,786,546.83

Prepared by:

  
**CHRISTIAN JOY A. FAUSTINO**  
 Admin Assistant II

Certified Correct;

  
**EVANGELINE P. CRUZ, CPA**  
 City Accountant