



REPUBLIC OF THE PHILIPPINES  
**CITY GOVERNMENT OF NAVOTAS**  
Mariano Naval Street, Navotas City

## *Office of the City Accountant*

**NOVEMBER 04, 2021**

**MS. SUDI G. VALENCIA**  
City Director- DILG Navotas

**MS. MA. IRISH ALOHA D. CUBILLAN**  
Public Information Officer

**MR. RENATO REYES**  
ICTO Chief


**Dear Ms. Valencia, Ms. Cubillan and Mr. Reyes:**

In compliance to the full disclosure order, transparency and Seal of Good Housekeeping respectfully forwarded herewith for posting in the official Website of the City Government (MIS) and designated Bulletin Board for the Purpose (PIO), the attached copies of the Report of **SPECIAL EDUCATION FUND** for the month of **SEPTEMBER 2021** to wit:

- **Statement of Financial Position**
- **Statement of Financial Performance**
- **Statement of Cash Flow**

For your immediate appropriate action.

Very truly yours,

  
**EVANGELINE P. CRUZ, CPA**  
City Accountant

**Republic of the Philippines**  
**City Government of Navotas**  
**Special Education Fund**  
**Statement of Financial Position**  
**As of SEPTEMBER 30, 2021**

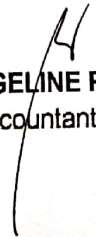
	2021
<b>ASSETS</b>	
<i>Current Assets</i>	
Cash and Cash Equivalents	98,983,372.55
Investments	4,138,907.67
Receivables	77,898,150.42
Prepayments and Deferred Charges	37,698.16
<b>Total Current Assets</b>	<b>181,058,128.80</b>
<i>Non-Current Assets</i>	
Property, Plant and Equipment (Net of Depreciation)	212,533,158.24
<b>Total Non-Current Assets</b>	<b>212,533,158.24</b>
<b>Total Assets</b>	<b>393,591,287.04</b>
<b>LIABILITIES</b>	
<i>Current Liabilities</i>	
Financial Liabilities	3,834,215.96
Inter-Agency Payables	2,653,333.22
Intra-Agency Payables	464,613.44
Trust Liabilities	579,410.25
Deferred Credits/Unearned Income	78,526,445.70
<b>Total Current Liabilities</b>	<b>86,058,018.57</b>
<i>Non-Current Liabilities</i>	
Other Payables	50,000.00
<b>Total Non-Current Liabilities</b>	<b>50,000.00</b>
<b>Total Liabilities</b>	<b>86,108,018.57</b>
<b>NET ASSETS/EQUITY</b>	
Government Equity	307,483,268.47
<b>Total Liabilities and Net Assets/Equity</b>	<b>393,591,287.04</b>

0.00

Prepared by:

  
**CHRISTIAN JOY A. FAUSTINO**  
Admin Assistant II

Certified Correct;


  
**EVANGELINE P. CRUZ, CPA**  
City Accountant



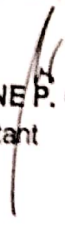
**Republic of the Philippines**  
**City Government of Navotas**  
**Special Education Fund**  
**Statement of Financial Performance**  
**For the month ended SEPTEMBER 30, 2021**

		2021
<b>Revenue</b>		
Tax Revenue		109,376,064.23
Service and Business Income		44,634.43
<b>Total Revenue</b>		<b>109,420,698.66</b>
<b>Less: Current Operating Expenses</b>		
Personnel Services		1,233,318.93
Maintenance and Other Operating Expenses		46,570,696.16
Non-cash Expenses		17,583,780.58
Financial Expenses		1,800.00
<b>Current Operating Expenses</b>		<b>65,389,595.67</b>
<b>Surplus (Deficit) from Current Operation</b>		<b>44,031,102.99</b>
Add (Deduct):		
Transfers, Assistance and Subsidy From		
Transfers, Assistance and Subsidy To		(14,876,528.57)
<b>Surplus(Deficit) for the period</b>		<b>29,154,574.42</b>

Prepared by:

  
**CHRISTIAN JOY A. FAUSTINO**  
Admin Assistant II

Certified Correct:

  
**EVANGELINE P. CRUZ, CPA**  
City Accountant


**Republic of the Philippines**  
**City Government of Navotas**  
**Special Education Fund**  
**Statement of Condensed Cash Flows**  
**For the Month Ended SEPTEMBER 30, 2021**

	2021
<b>Cash Flows from Operating Activities</b>	
<b>Cash Inflows</b>	
Collection from taxpayers	100,290,989.12
Interest Income	44,634.43
Other Receipts	978,986.52
<b>Total Cash Inflows</b>	<b>101,314,610.07</b>
<b>Cash Outflows</b>	
Payment of expenses	46,557,094.76
Payments to suppliers and creditors	20,123,026.66
Payments to employees	14,881,331.57
Interest Expense	81,561,452.99
Other Expenses	19,753,157.08
<b>Total Cash Outflows</b>	<b>19,753,157.08</b>
<b>Net Cash Flows from Operating Activities</b>	
<b>Cash Flows from Investing Activities</b>	
<b>Cash Outflows</b>	
Purchase/Construction of Investment Property	38,393,113.30
Purchase/Construction of Property, Plant and Equipment	-
Investment	-
Purchase of Bearer Biological Assets	-
Purchase of Intangible Assets	-
Grant of Loans	38,393,113.30
<b>Total Cash Outflows</b>	<b>(38,393,113.30)</b>
<b>Net Cash Flows from Investing Activities</b>	
<b>Cash Flows from Financing Activities</b>	
<b>Cash Inflows</b>	
Erroneous Deposit	-
Proceeds from Loans	-
<b>Total Cash Inflows</b>	
<b>Cash Outflows</b>	
Erroneous Deposit	-
Retirement/Redemption of debt securities	-
Payment of loan amortization	-
<b>Total Cash Outflows</b>	
<b>Net Cash Flows from Financing Activities</b>	
<b>Total Cash Provided by Operating, Investing and Financing Activities</b>	<b>(18,639,956.22)</b>
<b>Add: Cash at the Beginning of the year</b>	<b>117,623,328.77</b>
<b>Cash Balance at the End of the Year</b>	<b>98,983,372.55</b>

Prepared by:

  
**CHRISTIAN JOY A. FAUSTINO**  
Admin Assistant II

Certified Correct;

  
**EVANGELINE P. CRUZ, CPA**  
City Accountant