



REPUBLIC OF THE PHILIPPINES
CITY GOVERNMENT OF NAVOTAS
Mariano Naval Street, Navotas City

Office of the City Accountant

SEPTEMBER 19, 2019

MS. SUDI G. VALENCIA
City Director - DILG Navotas

MS. MA. IRISH ALOHA D. CUBILLAN
Acting Public Information Officer

MR. RENATO REYES
Acting MIS Chief

Dear Ms. Valencia, Ms. Cubillan and Mr. Reyes

In compliance to the full disclosure order, transparency and Seal of Good Housekeeping respectfully forwarded herewith for posting in the official Website of the City Government (MIS) and designated Bulletin Board for the Purpose (PIO), the attached copies of the Report of **SPECIAL EDUCATION FUND** for the month of **AUGUST 2019**, to wit:

- **Statement of Financial Position**
- **Statement of Performance**
- **Statement of Cash Flow**

For your immediate appropriate action.

Very truly yours,


EVANGELINE P. CRUZ, CPA
City Accountant


Republic of the Philippines
City Government of Navotas
Special Education Fund
Statement of Condensed Cash Flows
As of AUGUST 31, 2019

		2019
Cash Flows from Operating Activities		
<i>Cash Inflows</i>		
Collection from taxpayers		65,339,681.76
Interest Income		18,875.27
Other Receipts		130,908.11
Total Cash Inflows		65,489,465.14
<i>Cash Outflows</i>		
Payment of expenses		-
Payments to suppliers and creditors		21,995,137.54
Payments to employees		10,963,903.73
Interest Expense		-
Other Expenses		15,754,601.67
Total Cash Outflows		48,713,642.94
Net Cash Flows from Operating Activities		16,775,822.20
Cash Flows from Investing Activities		
<i>Cash Inflows</i>		
Proceeds from Sale of Investment Property		-
Proceeds from Sale/Disposal of Property, Plant and Equipment		-
Proceeds from Sale of Non-Current Investments		-
Collection of Principal on loans to other entities		-
Total Cash Inflows		-
<i>Cash Outflows</i>		
Purchase/Construction of Investment Property		-
Purchase/Construction of Property, Plant and Equipment		27,675,457.74
Investment		-
Purchase of Bearer Biological Assets		-
Purchase of Intangible Assets		-
Grant of Loans		-
Total Cash Outflows		27,675,457.74
Net Cash Flows from Investing Activities		(27,675,457.74)
Cash Flows from Financing Activities		
<i>Cash Inflows</i>		
Proceeds from Issuance of Bonds		-
Proceeds from Loans		-
Total Cash Inflows		-
<i>Cash Outflows</i>		
Payment of Long-Term Liabilities		-
Retirement/Redemption of debt securities		-
Payment of loan amortization		-
Total Cash Outflows		-
Net Cash Flows from Financing Activities		-
Total Cash Provided by Operating, Investing and Financing Activities		(10,899,635.54)
Add: Cash at the Beginning of the year		32,114,461.80
Cash Balance at the End of the Year		21,214,826.26

Prepared by:

Certified Correct;



CHRISTIAN JOY A. FAUSTINO
Admin Assistant II


EVANGELINE P. CRUZ, CPA
City Accountant


Republic of the Philippines
City Government of Navotas
Special Education Fund
Statement of Financial Position
As of AUGUST 31, 2019

	2019
ASSETS	
<i>Current Assets</i>	
Cash and Cash Equivalents	21,214,826.26
Investments	107,110,999.62
Receivables	87,877,621.33
Inventories	264,281.25
Prepayments and Deferred Charges	2,688.80
Total Current Assets	216,470,417.26
<i>Non-Current Assets</i>	
Property, Plant and Equipment	164,819,856.79
Biological Assets	-
Intangible Assets	-
Total Non-Current Assets	164,819,856.79
Total Assets	381,290,274.05
LIABILITIES	
<i>Current Liabilities</i>	
Financial Liabilities	3,085,228.61
Inter-Agency Payables	507,735.16
Intra-Agency Payables	283,408.59
Trust Liabilities	413,190.75
Deferred Credits/Unearned Income	87,563,850.03
Other Payables	50,000.00
Total Current Liabilities	91,903,413.14
Total Liabilities	91,903,413.14
NET ASSETS/EQUITY	
Government Equity	289,386,860.91
Total Liabilities and Net Assets/Equity	381,290,274.05

Prepared by:


CHRISTIAN JOY A. FAUSTINO
Admin Assistant II


Certified Correct;


EVANGELINE P. CRUZ, CPA
City Accountant

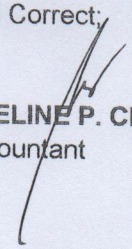
Republic of the Philippines
 City Government of Navotas
 Special Education Fund
 Statement of Financial Performance
 As of AUGUST 31, 2019

		2019
Revenue		
Tax Revenue		67,847,073.53
Service and Business Income		788,922.93
Total Revenue		68,635,996.46
Less: Current Operating Expenses		
Personnel Services		1,178,533.72
Maintenance and Other Operating Expenses		20,107,194.29
Non-cash Expenses		12,562,635.67
Financial Expenses		
Current Operating Expenses		33,848,363.68
Surplus (Deficit) from Current Operation		34,787,632.78
Add (Deduct):		
Transfers, Assistance and Subsidy From		-
Transfers, Assistance and Subsidy To		(10,452,993.87)
Surplus(Deficit) for the period		24,334,638.91

Prepared by:


CHRISTIAN JOY A. FAUSTINO
 Admin Assistant II

Certified Correct:


EVANGELINE P. CRUZ, CPA
 City Accountant