



REPUBLIC OF THE PHILIPPINES  
**CITY GOVERNMENT OF NAVOTAS**  
Mariano Naval Street, Navotas City

## *Office of the City Accountant*

MAY 23, 2024

**MS. JENIFER G GALORPORT, CESE**  
DILG City Director

**MS. MARIA IRISH ALOHA CUBILLAN**  
Public Information Officer

**MR. RENATO REYES**  
ICTO Chief

**Dear Ms Galorport, Ms. Cubillan and Mr. Reyes:**

In compliance to the full disclosure order, transparency and Seal of Good Housekeeping, respectfully forwarded herewith for posting in the official Website of the City Government (MIS) and designated Bulletin Board for the purpose (PIO), the attached copies and soft copies of the Report of **NAVOTAS CITY HOSPITAL** for the month of **APRIL 2024** to wit:

- **Statement of Financial Position**
- **Statement of Financial Performance**
- **Statement of Cash Flow**

For your immediate and appropriate action.

Very truly yours,

**DENZEL A. CRUZ, CPA**  
*Acting City Accountant*





**CITY GOVERNMENT OF NAVOTAS**  
**NAVOTAS CITY HOSPITAL**  
**STATEMENT OF FINANCIAL POSITION**  
**AS OF APRIL 30, 2024**

---

**ASSETS**

***Current Assets***

Cash and Cash Equivalents	336,986,097.29
Investments	6,368.00
Receivables	16,205,925.60
Inventories	35,554,975.68
Prepayments and Deferred Charges	1,197,861.14
<b>Total Current Assets</b>	<b>389,951,227.71</b>

***Noncurrent Assets***

Property, Plant, and Equipment	449,012,817.80
Intangible Assets	6,332,066.68
<b>Total Noncurrent Assets</b>	<b>455,344,884.48</b>

---

<b>TOTAL ASSETS</b>	<b>845,296,112.19</b>
---------------------	-----------------------

---

**LIABILITIES**

***Current Liabilities***

Financial Liabilities	38,624,679.18
Inter-Agency Payables	2,373,232.77
Intra-Agency Payables	9,604,547.75
Trust Liabilities	37,768,046.64
Other Payables	8,273,185.03
<b>Total Current Liabilities</b>	<b>96,643,691.37</b>

---

<b>TOTAL LIABILITIES</b>	<b>96,643,691.37</b>
--------------------------	----------------------

---

**NET ASSETS/EQUITY**

Government Equity	748,652,420.82
-------------------	----------------

---


<b>TOTAL LIABILITIES AND NET ASSETS/EQUITY</b>	<b>845,296,112.19</b>
--	-----------------------

---

Prepared By:

  
**HANNAH CHANTELLE A. FAUSTINO, CPA**  
Accountant III

Certified Correct:

  
**DENZEL A. CRUZ, CPA**  
Acting City Accountant




**CITY GOVERNMENT OF NAVOTAS**  
**NAVOTAS CITY HOSPITAL**  
**STATEMENT OF FINANCIAL PERFORMANCE**  
**AS OF APRIL 30, 2024**

<b>Revenue</b>	
Tax Revenue	406,299.79
Service and Business Income	32,514,011.63
<b>Total Revenue</b>	<b>32,920,311.42</b>
<b>Current Operating Expenses</b>	
Personnel Services	12,216,755.75
Maintenance and Other Operating Expenses	42,719,186.50
Financial Expenses	1,800.00
Non-cash Expenses	13,413,497.23
Other Losses	672,033.35
<b>Total Current Operating Expenses</b>	<b>69,023,272.83</b>
<b>Deficit from Current Operations</b>	<b>(36,102,961.41)</b>
<b>Transfers, Assistance, and Subsidy</b>	
Transfers, Assistance, and Subsidy from	84,277,332.00
<b>Net Financial Assistance/Subsidy</b>	<b>84,277,332.00</b>
<b>Surplus for the Period</b>	<b>48,174,370.59</b>

Prepared By:

  
**HANNAH CHANTELE A. FAUSTINO, CPA**  
Accountant III

Certified Correct:

  
**DENZEL A. CRUZ, CPA**  
Acting City Accountant



**CITY GOVERNMENT OF NAVOTAS**  
**NAVOTAS CITY HOSPITAL**  
**STATEMENT OF CASH FLOWS**  
**AS OF APRIL 30, 2024**

---

**Cash Flows From Operating Activities**

**Cash Inflows**

Collections from taxpayers	406,299.79
Receipts from business/service income	18,141,325.47
Interest income	54,588.50
Other receipts	143,847,265.61
<b>Total Cash Inflows</b>	<b>162,449,479.37</b>

**Cash Outflows**

Payment of expenses	3,618,050.52
Payment to suppliers and creditors	68,524,055.11
Payment to employees	39,769,127.11
Other expenses	16,427,500.98
<b>Total Cash Outflows</b>	<b>128,338,733.72</b>

---

<b>Net Cash Flows from Operating Activities</b>	<b>34,110,745.65</b>
---	----------------------

---

**Cash Flows From Investing Activities**

---

<b>Total Cash Flows Provided by Operating Activities</b>	<b>34,110,745.65</b>
--	----------------------

---

<b>Cash Balance at beginning of the year</b>	<b>302,875,351.64</b>
--	-----------------------

---

<b>Cash Balance at end of the period</b>	<b>336,986,097.29</b>
--	-----------------------


---

---

Prepared By:

  
**HANNAH CHANTELLE A. FAUSTINO, CPA**  
Accountant III

Certified Correct:

  
**DENZEL A. CRUZ, CPA**  
Acting City Accountant