



Republic of the Philippines  
CITY GOVERNMENT of NAVOTAS  
OFFICE OF THE CITY ACCOUNTANT  
1052 Mariano Naval Street, Navotas City 1485



October 12, 2022

**MS JENIFER G. GALORPORT, CESE**  
City Director DILG – Navotas

**MR PERCIVAL I. ARLOS**  
OIC – Supervising Auditor

**MR VONNE B. VILLANUEVA**  
CDRRM Officer

**MS MARIA IRISH ALOHA CUBILLAN**  
Public Information Officer (Bulletin Board of Navotas City Hall/NPC/Navotas  
Lying In)

**MR RENATO REYES**  
ICTO Head

**MR DENNIS DELA PAZ**  
Encoder DILG – Portal

**Dear Sir and Colleague,**

Respectfully forwarded herewith is the Report of Local Disaster Risk Reduction and Management Fund Utilization for the month of September 2022.

Relative thereto, in aid of transparency and accountability, may we request for the posting of the Report in the Bulletin Board and various conspicuous places in the City (PIO) and Official Website of the City Government (MIS).

Please acknowledge receipt.

Thank you very much.

Respectfully yours,

*18 10/12*  
**EVANGELINE P. CRUZ, CPA**  
City Accountant


cc: Mayor's Office



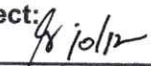


Communication Equipment								
Information & Communication Technology Equipment								
Construction and Heavy Equipment								
Disaster Response and Rescue Equipment		860,000.00	860,000.00	3,394,830.00				4,254,830.00
Medical, Dental and Laboratory Equipment		9,996,000.00	9,996,000.00					9,996,000.00
<b>B 1. TRUST FUND Utilization</b>								
<b>MOOE</b>								
Rep. & Maint. - Infrastructures Assets								
Drugs and Medicines Expenses								
Medical, Dental and Laboratory Supplies								
Other Supplies Expense								
Other Infrastructures Assets								
<b>CAPITAL OUTLAY</b>								
Road Networks								
Disaster Response and Rescue Equipment								
Buildings								
Motor Vehicle								
Other Structures								
Communication Equipment								
Furnitures & Fixtures								
Other Infrastructure Assets								
Other Machinery & Equipment								
<b>Total Utilization</b>	<b>10,536,157.50</b>	<b>36,926,142.00</b>	<b>47,462,299.50</b>	<b>5,685,954.52</b>	-	-	-	<b>52,708,679.02</b>
<b>Unutilized Balance</b>	<b>15,061,868.50</b>	<b>22,802,587.00</b>	<b>37,864,455.50</b>	<b>33,784,065.48</b>	-	-	<b>9,772,910.90</b>	<b>81,861,006.88</b>

Prepared By:

  
 Leah T. Castolo  
 DEMO IV

Certified Correct:

  
 EVANGELINE P. CRUZ, CPA  
 City Accountant

  
 VONNE B. VILLANUEVA, MASDS  
 CDRRM Officer

M/S



REPUBLIC OF THE PHILIPPINES

**CITY GOVERNMENT OF NAVOTAS**

Mariano Naval Street, Navotas City

*Office of the City Accountant*

October 12, 2022

**MS. JENIFER GALORPORT**  
City Director- DILG

**MS. MA. IRISH ALOHA D. CUBILLAN**  
Public Information Officer

**MR. RENATO REYES**  
MIS-Chief  
This City

**Dear Ms. Galorport, Ms. Cubillan and Mr. Reyes:**

**In compliance to the full disclosure order, transparency and Seal of Good Local Governance (SGLG) respectfully forwarded herewith for posting in the official website of the City Government, the attached copies of reports of General Fund for the months of July to September 2022, to wit:**

**Statement of Financial Performance**  
**Statement of Financial Position**  
**Statement of Cash Flow**  
**Unliquidated Cash Advances - 9/2022**  
**Manpower Compliment - 9/2022.**

**For your immediate appropriate action, please.**

**Very truly yours,**

**EVANGELINE P. CRUZ, CPA**  
*City Accountant*



NATIONAL CAPITAL REGION  
CITY GOVERNMENT OF NAVOTAS  
GENERAL FUND  
STATEMENT OF FINANCIAL POSITION  
As of July 31, 2022

<b>ASSETS</b>	
<b>Current Assets</b>	
Cash and Cash Equivalents	Php 430,945,015.12
Investments	265,520,359.73
Receivables	191,476,737.85
Inventories	156,273,788.80
Prepayments and Deferred Charges	9,835,287.02
<b>Total Current Assets</b>	<b>Php 1,054,051,188.52</b>
<b>Non-Current Assets</b>	
Investments	
Receivables	
Investment Property	9,942,796.05
Property, Plant and Equipment	2,391,397,876.18
Biological Assets	-
Intangible Assets	27,570,057.15
<b>Total Non-Current Assets</b>	<b>Php 2,428,910,729.38</b>
<b>Total Assets</b>	<b>Php 3,482,961,917.90</b>
<b>LIABILITIES</b>	
<b>Current Liabilities</b>	
Financial Liabilities	Php 70,816,220.24
Inter-Agency Payables	87,682,296.79
Trust Liabilities	4,445,796.39
Deferred Credits/Unearned Income	149,131,382.63
<b>Total Current Liabilities</b>	<b>Php 312,075,696.05</b>
<b>Non-Current Liabilities</b>	
Financial Liabilities	Php 483,182,864.39
Deferred Credits/Unearned Income	-
Provisions	
Other Payables	4,114,309.59
<b>Total Non-Current Liabilities</b>	<b>Php 487,297,173.98</b>
<b>Total Liabilities</b>	<b>Php 799,372,870.03</b>
<b>NET ASSETS/EQUITY</b>	
Government Equity	Php 2,684,589,047.87
<b>Total Liabilities and Net Assets/Equity</b>	<b>Php 3,483,961,917.90</b>

Prepared By:

MA. ROWENA N. TAMAYO  
Management and Audit Analyst IV

Certified Correct:


EVANGELINE P. CRUZ, CPA  
City Accountant

CITY GOVERNMENT OF NAVOTAS

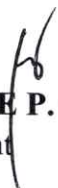
GENERAL FUND  
STATEMENT OF FINANCIAL PERFORMANCE  
For the Period Ended July 31, 2022

<b>Revenue</b>		
Tax Revenue	Php	384,600,025.43
Share from Internal Revenue Collections		584,710,266.00
Other Share from National Taxes		-
Service and Business Income		49,509,418.54
Shares, Grants and Donations		313,378,475.52
Gains		
Other Income		7,897,359.68
<b>Total Revenue</b>	<b>Php</b>	<b>1,340,095,545.17</b>
<b>Less: Current Operating Expenses</b>		
Personnel Services	Php	167,021,568.29
Maintenance and Other Operating Expenses		404,827,168.69
Financial Expenses		9,543,894.95
Direct Cost		
Non-cash Expenses		126,049,268.51
<b>Current Operating Expenses</b>	<b>Php</b>	<b>707,441,900.44</b>
<b>Surplus (Deficit) from Current Operation</b>	<b>Php</b>	<b>632,653,644.73</b>
Add (Deduct):		
Transfers, Assistance and Subsidy From		29,282,191.86
Transfers, Assistance and Subsidy To		122,052,433.77
<b>Surplus(Deficit) for the period</b>	<b>Php</b>	<b>539,883,402.82</b>

Prepared By:

  
MA. ROWENA N. TAMAYO  
Management and Audit Analyst IV

Certified Correct:

  
EVANGELINE P. CRUZ, CPA  
City Accountant

**NATIONAL CAPITAL REGION  
CITY OF NAVOTAS  
GENERAL FUND  
Statement of Condensed Cash Flows  
For the Period Ended July 31, 2022**

<b>Cash Flows from Operating Activities</b>	
<b>Cash Inflows</b>	
Collection from taxpayers	Php 367,384,846.72
Share from Internal Revenue Allotment	584,710,266.00
Receipts from business/service income	38,603,821.32
Interest Income	142,888.89
Dividend Income	
Other Receipts	111,389,200.57
<b>Total Cash Inflows</b>	<b>Php 1,102,231,023.50</b>
<b>Cash Outflows</b>	
Payment of expenses	Php 264,352,715.27
Payments to suppliers and creditors	219,385,741.81
Payments to employees	174,240,592.94
Interest Expense	8,864,745.95
Other Expenses	306,982,540.98
<b>Total Cash Outflows</b>	<b>Php 973,826,336.95</b>
<b>Net Cash Flows from Operating Activities</b>	<b>Php 128,404,686.55</b>
<b>Cash Flows from Investing Activities</b>	
<b>Cash Inflows</b>	
Proceeds from Sale of Investment Property	Php -
Proceeds from Sale/Disposal of Property, Plant and Equipment	-
Proceeds from Sale of Non-Current Investments	-
Collection of Principal on loans to other entities	-
<b>Total Cash Inflows</b>	<b>Php -</b>
<b>Cash Outflows</b>	
Purchase/Construction of Investment Property	
Purchase/Construction of Property, Plant and Equipment	207,161,982.22
Investment (Time Deposit)	
Purchase of Bearer Biological Assets	
Purchase of Intangible Assets	
Grant of Loans	-
<b>Total Cash Outflows</b>	<b>Php 207,161,982.22</b>
<b>Net Cash Flows from Investing Activities</b>	<b>Php (207,161,982.22)</b>
<b>Cash Flows from Financing Activities</b>	
<b>Cash Inflows</b>	
Proceeds from Issuance of Bonds	Php -
Proceeds from Loans	87,272,792.62
<b>Total Cash Inflows</b>	<b>Php 87,272,792.62</b>
<b>Cash Outflows</b>	
Payment of Long-Term Liabilities	
Retirement/Redemption of debt securities	Php -
Payment of loan amortization	38,788,976.64
<b>Total Cash Outflows</b>	<b>Php 38,788,976.64</b>
<b>Net Cash Flows from Financing Activities</b>	<b>Php 48,483,815.98</b>
<b>Total Cash Provided by Operating, Investing and Financing Activities</b>	<b>Php (30,273,479.69)</b>
<b>Add: Cash at the Beginning of the year</b>	<b>461,218,494.81</b>
<b>Cash Balance at the End of the Year</b>	<b>Php 430,945,015.12</b>

Prepared By:

**MA. ROWENA N. TAMAYO**  
Management and Audit Analyst IV

Certified Correct:

**EVANGELINE P. CRUZ, CPA**  
City Accountant



NATIONAL CAPITAL REGION  
CITY GOVERNMENT OF NAVOTAS  
GENERAL FUND  
STATEMENT OF FINANCIAL POSITION  
As of August 31, 2022

<b>ASSETS</b>	
<b>Current Assets</b>	
Cash and Cash Equivalents	Php 415,529,590.32
Investments	266,281,912.61
Receivables	222,602,410.43
Inventories	166,622,665.70
Prepayments and Deferred Charges	10,688,752.02
<b>Total Current Assets</b>	<b>Php 1,081,725,331.08</b>
<b>Non-Current Assets</b>	
Investments	
Receivables	
Investment Property	9,942,796.05
Property, Plant and Equipment	2,396,628,827.89
Biological Assets	-
Intangible Assets	27,570,057.15
<b>Total Non-Current Assets</b>	<b>Php 2,434,141,681.09</b>
<b>Total Assets</b>	<b>Php 3,515,867,012.17</b>
<b>LIABILITIES</b>	
<b>Current Liabilities</b>	
Financial Liabilities	Php 66,131,149.37
Inter-Agency Payables	87,180,576.97
Trust Liabilities	4,838,388.39
Deferred Credits/Unearned Income	147,936,129.01
<b>Total Current Liabilities</b>	<b>Php 306,086,243.74</b>
<b>Non-Current Liabilities</b>	
Financial Liabilities	Php 513,127,229.91
Deferred Credits/Unearned Income	-
Provisions	
Other Payables	4,275,179.86
<b>Total Non-Current Liabilities</b>	<b>Php 517,402,409.77</b>
<b>Total Liabilities</b>	<b>Php 823,488,653.51</b>
<b>NET ASSETS/EQUITY</b>	
Government Equity	Php 2,692,378,358.66
<b>Total Liabilities and Net Assets/Equity</b>	<b>Php 3,515,867,012.17</b>

Prepared By:

MA. ROWENA N. TAMAYO  
Management and Audit Analyst IV

Certified Correct:

EVANGELINE P. CRUZ, CPA  
City Accountant



**CITY GOVERNMENT OF NAVOTAS**

**GENERAL FUND  
STATEMENT OF FINANCIAL PERFORMANCE  
For the Period Ended August 31, 2022**

<b>Revenue</b>		
Tax Revenue	Php	394,238,314.02
Share from Internal Revenue Collections		668,240,304.00
Other Share from National Taxes		-
Service and Business Income		59,105,317.41
Shares, Grants and Donations		316,815,799.56
Gains		
Other Income		8,944,757.20
<b>Total Revenue</b>	<b>Php</b>	<b>1,447,344,492.19</b>
<b>Less: Current Operating Expenses</b>		
Personnel Services	Php	192,727,180.13
Maintenance and Other Operating Expenses		442,834,765.41
Financial Expenses		10,633,158.79
Direct Cost		
Non-cash Expenses		144,766,574.48
<b>Current Operating Expenses</b>	<b>Php</b>	<b>790,961,678.81</b>
<b>Surplus (Deficit) from Current Operation</b>	<b>Php</b>	<b>656,382,813.38</b>
Add (Deduct):		
Transfers, Assistance and Subsidy From		33,739,891.86
Transfers, Assistance and Subsidy To		138,647,100.51
<b>Surplus(Deficit) for the period</b>	<b>Php</b>	<b>551,475,604.73</b>

Prepared By:

**MA. ROWENA N. TAMAYO**  
Management and Audit Analyst IV

Certified Correct:

**EVANGELINE P. CRUZ, CPA**  
City Accountant

**NATIONAL CAPITAL REGION  
CITY OF NAVOTAS  
GENERAL FUND  
Statement of Condensed Cash Flows  
For the Period Ended August 31, 2022**

<b>Cash Flows from Operating Activities</b>	
<b>Cash Inflows</b>	
Collection from taxpayers	Php 377,023,135.31
Share from Internal Revenue Allotment	668,240,304.00
Receipts from business/service income	42,361,261.38
Interest Income	146,320.82
Dividend Income	
Other Receipts	117,808,294.29
<b>Total Cash Inflows</b>	<b>Php 1,205,579,315.80</b>
<b>Cash Outflows</b>	
Payment of expenses	Php 296,476,321.13
Payments to suppliers and creditors	232,779,377.66
Payments to employees	199,126,200.52
Interest Expense	9,707,409.79
Other Expenses	329,720,048.75
<b>Total Cash Outflows</b>	<b>Php 1,067,809,357.85</b>
<b>Net Cash Flows from Operating Activities</b>	<b>Php 137,769,957.95</b>
<b>Cash Flows from Investing Activities</b>	
<b>Cash Inflows</b>	
Proceeds from Sale of Investment Property	Php -
Proceeds from Sale/Disposal of Property, Plant and Equipment	-
Proceeds from Sale of Non-Current Investments	-
Collection of Principal on loans to other entities	-
<b>Total Cash Inflows</b>	<b>Php -</b>
<b>Cash Outflows</b>	
Purchase/Construction of Investment Property	
Purchase/Construction of Property, Plant and Equipment	262,887,043.94
Investment (Time Deposit)	
Purchase of Bearer Biological Assets	
Purchase of Intangible Assets	
Grant of Loans	-
<b>Total Cash Outflows</b>	<b>Php 262,887,043.94</b>
<b>Net Cash Flows from Investing Activities</b>	<b>Php (262,887,043.94)</b>
<b>Cash Flows from Financing Activities</b>	
<b>Cash Inflows</b>	
Proceeds from Issuance of Bonds	Php -
Proceeds from Loans	120,152,792.62
<b>Total Cash Inflows</b>	<b>Php 120,152,792.62</b>
<b>Cash Outflows</b>	
Payment of Long-Term Liabilities	
Retirement/Redemption of debt securities	Php -
Payment of loan amortization	40,724,611.12
<b>Total Cash Outflows</b>	<b>Php 40,724,611.12</b>
<b>Net Cash Flows from Financing Activities</b>	<b>Php 79,428,181.50</b>
<b>Total Cash Provided by Operating, Investing and Financing Activities</b>	<b>Php (45,688,904.49)</b>
<b>Add: Cash at the Beginning of the year</b>	<b>461,218,494.81</b>
<b>Cash Balance at the End of the Year</b>	<b>Php 415,529,590.32</b>

Prepared By:

**MA. ROWENA N. YAMAYO**  
Management and Audit Analyst IV

Certified Correct:

**EVANGELINE P. CRUZ, CPA**  
City Accountant

NATIONAL CAPITAL REGION  
CITY GOVERNMENT OF NAVOTAS  
GENERAL FUND  
STATEMENT OF FINANCIAL POSITION  
As of September 30, 2022

<b>ASSETS</b>	
<b>Current Assets</b>	
Cash and Cash Equivalents	Php 402,730,766.17
Investments	266,297,522.61
Receivables	221,795,235.26
Inventories	168,054,248.10
Prepayments and Deferred Charges	8,388,429.06
<b>Total Current Assets</b>	<b>Php 1,067,266,201.20</b>
<b>Non-Current Assets</b>	
Investments	
Receivables	
Investment Property	9,942,796.05
Property, Plant and Equipment	2,351,939,918.54
Biological Assets	-
Intangible Assets	27,570,057.15
<b>Total Non-Current Assets</b>	<b>Php 2,389,452,771.74</b>
<b>Total Assets</b>	<b>Php 3,456,718,972.94</b>
<b>LIABILITIES</b>	
<b>Current Liabilities</b>	
Financial Liabilities	Php 20,142,971.30
Inter-Agency Payables	84,815,813.10
Trust Liabilities	4,843,488.39
Deferred Credits/Unearned Income	144,438,477.72
<b>Total Current Liabilities</b>	<b>Php 254,240,750.51</b>
<b>Non-Current Liabilities</b>	
Financial Liabilities	Php 504,546,069.67
Deferred Credits/Unearned Income	-
Provisions	
Other Payables	4,238,058.44
<b>Total Non-Current Liabilities</b>	<b>Php 508,784,128.11</b>
<b>Total Liabilities</b>	<b>Php 763,024,878.62</b>
<b>NET ASSETS/EQUITY</b>	
Government Equity	Php 2,693,694,094.32
<b>Total Liabilities and Net Assets/Equity</b>	<b>Php 3,456,718,972.94</b>

Prepared By:

**MA. ROWENA N. TAMAYO**  
Management and Audit Analyst IV

Certified Correct:

**EVANGELINE P. CRUZ, CPA**  
City Accountant




**CITY GOVERNMENT OF NAVOTAS**


**GENERAL FUND  
STATEMENT OF FINANCIAL PERFORMANCE  
For the Period Ended September 30, 2022**

<b>Revenue</b>		
Tax Revenue	Php	407,110,849.68
Share from Internal Revenue Collections		751,770,342.00
Other Share from National Taxes		-
Service and Business Income		67,865,319.04
Shares, Grants and Donations		316,815,799.56
Gains		
Other Income		9,842,362.47
<b>Total Revenue</b>	<b>Php</b>	<b>1,553,404,672.75</b>
<b>Less: Current Operating Expenses</b>		
Personnel Services	Php	215,173,085.47
Maintenance and Other Operating Expenses		486,832,662.06
Financial Expenses		12,407,701.22
Direct Cost		
Non-cash Expenses		163,240,049.06
<b>Current Operating Expenses</b>	<b>Php</b>	<b>877,653,497.81</b>
<b>Surplus (Deficit) from Current Operation</b>	<b>Php</b>	<b>675,751,174.94</b>
Add (Deduct):		
Transfers, Assistance and Subsidy From		33,739,891.86
Transfers, Assistance and Subsidy To		157,123,228.90
<b>Surplus(Deficit) for the period</b>	<b>Php</b>	<b>552,367,837.90</b>

Prepared By:

  
**MA. ROWENA N. TAMAYO**  
Management and Audit Analyst IV

Certified Correct:

  
**EVANGELINE P. CRUZ, CPA**  
City Accountant

**NATIONAL CAPITAL REGION  
CITY OF NAVOTAS  
GENERAL FUND  
Statement of Condensed Cash Flows  
For the Period Ended September 30, 2022**

<b>Cash Flows from Operating Activities</b>	
<b>Cash Inflows</b>	
Collection from taxpayers	Php 389,895,670.97
Share from Internal Revenue Allotment	751,770,342.00
Receipts from business/service income	51,068,410.32
Interest Income	199,173.51
Dividend Income	
Other Receipts	120,733,092.23
<b>Total Cash Inflows</b>	<b>Php 1,313,666,689.03</b>
<b>Cash Outflows</b>	
Payment of expenses	Php 335,065,099.04
Payments to suppliers and creditors	252,205,221.88
Payments to employees	222,480,793.48
Interest Expense	11,481,952.22
Other Expenses	350,713,661.41
<b>Total Cash Outflows</b>	<b>Php 1,171,946,728.03</b>
<b>Net Cash Flows from Operating Activities</b>	<b>Php 141,719,961.00</b>
<b>Cash Flows from Investing Activities</b>	
<b>Cash Inflows</b>	
Proceeds from Sale of Investment Property	Php -
Proceeds from Sale/Disposal of Property, Plant and Equipment	-
Proceeds from Sale of Non-Current Investments	-
Collection of Principal on loans to other entities	-
<b>Total Cash Inflows</b>	<b>Php -</b>
<b>Cash Outflows</b>	
Purchase/Construction of Investment Property	
Purchase/Construction of Property, Plant and Equipment	271,054,710.90
Investment (Time Deposit)	
Purchase of Bearer Biological Assets	
Purchase of Intangible Assets	-
Grant of Loans	
<b>Total Cash Outflows</b>	<b>Php 271,054,710.90</b>
<b>Net Cash Flows from Investing Activities</b>	<b>Php (271,054,710.90)</b>
<b>Cash Flows from Financing Activities</b>	
<b>Cash Inflows</b>	
Proceeds from Issuance of Bonds	Php -
Proceeds from Loans	120,152,792.62
<b>Total Cash Inflows</b>	<b>Php 120,152,792.62</b>
<b>Cash Outflows</b>	
Payment of Long-Term Liabilities	Php -
Retirement/Redemption of debt securities	-
Payment of loan amortization	49,305,771.36
<b>Total Cash Outflows</b>	<b>Php 49,305,771.36</b>
<b>Net Cash Flows from Financing Activities</b>	<b>Php 70,847,021.26</b>
<b>Total Cash Provided by Operating, Investing and Financing Activities</b>	<b>Php (58,487,728.64)</b>
<b>Add: Cash at the Beginning of the year</b>	<b>461,218,494.81</b>
<b>Cash Balance at the End of the Year</b>	<b>Php 402,730,766.17</b>

Prepared By:

**MA. ROWENA N. TAMAYO**  
Management and Audit Analyst IV

Certified Correct:

**EVANGELINE P. CRUZ, CPA**  
City Accountant

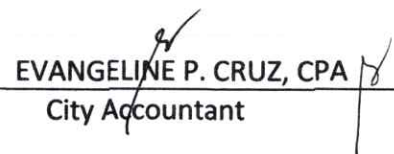
Republic of the Philippines  
 Budget Year 2022  
 3rd Quarter (as of September 30, 2022)  
 Province, City or Municipality: Navotas City

Nature of Appointment or Employment	Number	Compensation and Other Benefits		Total
		Salaries and Wages	Other Monetary Benefits	
I. Permanent	<b>540</b>	160,915,240.55	83,454,772.61	244,370,013.16
II. Contractual	<b>0</b>	-	-	-
III. Casual	<b>9</b>	210,595.00	-	210,595.00
IV. Job Order/ Contract of Service	<b>2215</b>	227,910,457.61	-	227,910,457.61
<b>Grand Total</b>	<b>2764</b>	<b>389,036,293.16</b>	<b>83,454,772.61</b>	<b>472,491,065.77</b>

We hereby certify that we have reviewed the contents and hereby attest to the veracity and correctness of the data or information contained in this document

  
 RYAN S. YCASAS

Human Resource Management Officer/


  
 EVANGELINE P. CRUZ, CPA  
 City Accountant



**UNLIQUIDATED CASH ADVANCE**  
**As of September 30, 2022**  
**City Government of Navotas**

<b>General Fund</b>										
Name of Debtor (In Alphabetical Order)	Amount Balance	Date Granted	Purpose	Amount Due						
				Current			Past Due			
				Less than 30 Days	31 - 90 Days	91 - 365 Days	Over 1 Year	Over 2 Years	3 Years and Above	
Angeles, Lovely	288,000.00	07/06/2022	Renewal of LTO registration of various service vehicles		288,000.00					
Dionisio, Merecita	667,900.00	08/15/2022	Honorarium for Nat'l. Government Agencies- July 2022 and 20% incentive of deputized Barangay Personnel		667,900.00					
Domingo, Liberty	909,000.00	09/28/2022	Financial Assistance to Qualified Solo Parents and returning OFW under GAD Funds	909,000.00						
Gutierrez, Cheryl	141,200.00	09/28/2022	PNP Incentives fro Apprehension of drug personalties - Apri to May 2022	141,200.00						
Morales, Corazon M.	300,000.00	09/01/2022	Representation Expenses- MO	300,000.00						
Serrano, Jennifer	1,500,000.00	09/21/2022	Navogift, Centenarian, Solo parents, Medical and Burial Assistance	1,500,000.00	-					
Ycasas, Ryan	1,617,273.66	09/27/2022	Navotaas Scholarship Program (Academic and Athletic)	1,617,273.66						
<b>Total:</b>	<b>5,423,373.66</b>			<b>4,467,473.66</b>	<b>955,900.00</b>	<b>-</b>				

I hereby certify that we have reviewed the contents and hereby attest to the veracity and correctness of the data or information contained in this document.

  
 \_\_\_\_\_  
 Evangelina P. Cruz, CPA  
 City Accountant

Prepared By:  
 \_\_\_\_\_  
 Ma. Rowena N. Tamayo  
 Management and Audit Analyst IV