



REPUBLIC OF THE PHILIPPINES
CITY GOVERNMENT OF NAVOTAS
Mariano Naval Street, Navotas City

Office of the City Accountant

APRIL 08, 2024

MS. JENIFER G GALORPORT, CESE
DILG City Director

MS. MARIA IRISH ALOHA CUBILLAN
Public Information Officer

MR. RENATO REYES
ICTO Chief

Dear Ms Galorport, Ms. Cubillan and Mr. Reyes:


In compliance to the full disclosure order, transparency and Seal of Good Housekeeping respectfully forwarded herewith for posting in the official Website of the City Government (MIS) and designated Bulletin Board for the purpose (PIO), the attached copies and soft copies of the Report of **NAVOTAS CITY HOSPITAL** for the month of **FEBRUARY 2024** to wit:

- **Statement of Financial Position**
- **Statement of Financial Performance**
- **Statement of Cash Flow**

For your immediate and appropriate action.

Very truly yours,

EVANGELINE P. CRUZ, CPA
City Accountant



CITY GOVERNMENT OF NAVOTAS
NAVOTAS CITY HOSPITAL
STATEMENT OF FINANCIAL POSITION
AS OF FEBRUARY 29, 2024

ASSETS

Current Assets

Cash and Cash Equivalents	277,287,431.07
Investments	6,368.00
Receivables	16,014,011.80
Inventories	34,587,849.67
Prepayments and Deferred Charges	1,467,339.10
Total Current Assets	329,362,999.64

Noncurrent Assets

Property, Plant, and Equipment	443,921,368.78
Intangible Assets	6,665,333.34
Total Noncurrent Assets	450,586,702.12

TOTAL ASSETS

779,949,701.76

LIABILITIES

Current Liabilities

Financial Liabilities	56,207,864.17
Inter-Agency Payables	1,819,364.47
Intra-Agency Payables	7,992,212.76
Trust Liabilities	2,257,388.54
Other Payables	8,067,121.56
Total Current Liabilities	76,343,951.50

TOTAL LIABILITIES

76,343,951.50

NET ASSETS/EQUITY

Government Equity	703,605,750.26
-------------------	----------------

TOTAL LIABILITIES AND NET ASSETS/EQUITY

779,949,701.76

Prepared By:


HANNAH CHANTELE A. FAUSTINO, CPA
Accountant III

Certified Correct:


EVANGELINE P. CRUZ, CPA
City Accountant


CITY GOVERNMENT OF NAVOTAS
NAVOTAS CITY HOSPITAL
STATEMENT OF FINANCIAL PERFORMANCE
AS OF FEBRUARY 29, 2024

Revenue	
Tax Revenue	215,569.99
Service and Business Income	15,969,115.93
Total Revenue	16,184,685.92
Current Operating Expenses	
Personnel Services	5,698,577.79
Maintenance and Other Operating Expenses	14,143,369.97
Non-cash Expenses	6,571,679.59
Other Losses	672,033.35
Total Current Operating Expenses	27,085,660.70
Deficit from Current Operations	(10,900,974.78)
Transfers, Assistance, and Subsidy	
Transfers, Assistance, and Subsidy from	14,046,222.00
Net Financial Assistance/Subsidy	14,046,222.00
Surplus for the Period	3,145,247.22

Prepared By:


HANNAH CHANTELE A. FAUSTINO, CPA
Accountant III

Certified Correct:


EVANGELINE P. CRUZ, CPA
City Accountant


CITY GOVERNMENT OF NAVOTAS
NAVOTAS CITY HOSPITAL
STATEMENT OF CASH FLOWS
AS OF FEBRUARY 29, 2024

Cash Flows From Operating Activities	
Cash Inflows	
Collections from taxpayers	215,569.99
Receipts from business/service income	9,302,316.06
Other receipts	27,197,587.40
Total Cash Inflows	36,715,473.45
Cash Outflows	
Payment of expenses	1,742,158.77
Payment to suppliers and creditors	27,324,742.47
Payment to employees	17,916,898.84
Other expenses	15,319,593.94
Total Cash Outflows	62,303,394.02
Net Cash Flows from Operating Activities	(25,587,920.57)
<hr/>	
Total Cash Flows Provided by Operating Activities	(25,587,920.57)
Cash Balance at beginning of the year	302,875,351.64
Cash Balance at end of the period	277,287,431.07

Prepared By:


HANNAH CHANTELLE A. FAUSTINO, CPA
Accountant III

Certified Correct:


EVANGELINE P. CRUZ, CPA
City Accountant