



REPUBLIC OF THE PHILIPPINES
CITY GOVERNMENT OF NAVOTAS
Mariano Naval Street, Navotas City

Office of the City Accountant

NOVEMBER 16, 2023

MS. JENIFER G GALORPORT, CESE
DILG City Director

MS. MARIA IRISH ALOHA CUBILLAN
Public Information Officer

MR. RENATO REYES
ICTO Chief

Dear Ms Galorport, Ms. Cubillan and Mr. Reyes:


In compliance to the full disclosure order, transparency and Seal of Good Housekeeping respectfully forwarded herewith for posting in the official Website of the City Government (MIS) and designated Bulletin Board for the purpose (PIO), the attached copies and soft copies of the Report of **SPECIAL EDUCATION FUND** for the month of **OCTOBER 2023** to wit:

- **STATEMENT OF FINANCIAL POSITION**
- **STATEMENT OF FINANCIAL PERFORMANCE**
- **STATEMENT OF CASH FLOW**

For your immediate and appropriate action.

Very truly yours,

EVANGELINE P. CRUZ, CPA
City Accountant



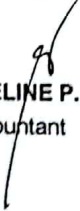
CITY GOVERNMENT OF NAVOTAS
SPECIAL EDUCATION FUND
STATEMENT OF FINANCIAL POSITION
AS OF OCTOBER 31, 2023

	OCTOBER 31 2023
ASSETS	
Current Assets	
Cash & Cash Equivalents	74,110,262.71
Investments	3,868,069.74
Receivables	107,881,636.62
Inventories	5,567,804.76
Prepayments & Deferred Charges	932,992.74
Total Current Assets	192,360,766.57
Non-current Assets	
Property, Plant, & Equipment	212,214,956.79
Total Noncurrent Assets	212,214,956.79
TOTAL ASSETS	404,575,723.36
LIABILITIES	
Current Liabilities	
Financial Liabilities	5,363,839.56
Inter-Agency Payables	501,770.01
Intra- Agency Payables	38,510.34
Trust Liabilities	419,958.76
Deffered Special Education Tax Income	109,100,837.45
Other Payables	-
Total Current Liabilities	115,424,916.12
Total Noncurrent Liabilities	-
TOTAL LIABILITIES	115,424,916.12
NET ASSETS/EQUITY	
Government Equity	<u>289,150,807.24</u>
TOTAL LIABILITIES AND NET ASSETS/EQUITY	<u>404,575,723.36</u> (0.00)

Prepared By:


CHRISTIAN JOY A. FAUSTINO
Accounting Clerk III

Certified Correct:


EVANGELINE P. CRUZ, CPA
City Accountant


CITY GOVERNMENT OF NAVOTAS
SPECIAL EDUCATION FUND
STATEMENT OF FINANCIAL PERFORMANCE
AS OF OCTOBER 31, 2023

	OCTOBER 31 2023
INCOME	
Tax Revenue	115,173,487.11
Service & Business Income	27,864.44
Shares, Grants & Donation	133,725.00
Total Income	115,335,076.55
CURRENT OPERATING EXPENSES	
Personnel Services	962,314.84
Maintenance & Other Operating Expenses	36,003,415.88
Financial Expenses	1,800.00
Non-cash Expenses	15,469,208.50
Total Current Operating Expenses	52,436,739.22
Surplus from Current Operations	62,898,337.33
Transfers, Assistance, & Subsidies to	(15,214,901.83)
SURPLUS FOR THE PERIOD	<u>47,683,435.50</u>

Prepared By:


CHRISTIAN JOY A. FAUSTINO
 Accounting Clerk III

Certified Correct:


EVANGELINE P. CRUZ, CPA
 City Accountant


CITY GOVERNMENT OF NAVOTAS
SPECIAL EDUCATION FUND
STATEMENT OF CASH FLOWS
AS OF OCTOBER 31, 2023

	OCTOBER 31 2023
CASH FLOWS FROM OPERATING ACTIVITIES	
Cash Inflows	
Collections from taxpayers	104,420,513.85
Receipts from business/service income	-
Interest Income	27,864.44
Other Receipts	1,189,199.11
Total Cash Inflows from Operating Activities	105,637,577.40
Cash Outflows	
Payment of expenses	-
Payment to suppliers & creditors	36,707,438.00
Payment to employees	23,726,709.67
Other expenses	20,209,156.49
Total Cash Outflows from Operating Activities	80,643,304.16
Net Cash Flows from Operating Activities	24,994,273.24
CASH FLOWS FROM INVESTING ACTIVITIES	
Cash Outflows	
Acquisition of Property, Plant, & Equipment	16,365,933.01
Total Cash Outflows from Investing Activities	16,365,933.01
Net Increase in Cash	8,628,340.23
Cash Balance at the beginning of the year	65,481,922.48
Cash Balance as of OCTOBER 31, 2023	74,110,262.71

Prepared By:


CHRISTIAN JOY A. FAUSTINO
 Accounting Clerk III

Certified Correct:


EVANGELINE P. CRUZ, CPA
 City Accountant