

REPUBLIC OF THE PHILIPPINES
CITY GOVERNMENT OF NAVOTAS
Mariano Naval Street, Navotas City

Office of the City Accountant

June 24, 2019

MS. SUDI G. VALENCIA
City Director - DILG Navotas

MS. MA. IRISH ALOHA D. CUBILLAN
Acting Public Information Officer

MR. RENATO REYES
Acting MIS Chief


Dear Ms. Valencia, Ms. Cubillan and Mr. Reyes

In compliance to the full disclosure order, transparency and Seal of Good Housekeeping respectfully forwarded herewith for posting in the official Website of the City Government (MIS) and designated Bulletin Board for the Purpose (PIO), the attached copies of the Report of **SPECIAL EDUCATION FUND** for the month of **APRIL and MAY 2019**, to wit:

- **Statement of Financial Position**
- **Statement of Performance**
- **Statement of Cash Flow**

For your immediate appropriate action.


Very truly yours,


EVANGELINE P. CRUZ, CPA
City Accountant


Republic of the Philippines
 City Government of Navotas
 Special Education Fund
 Statement of Financial Position
 As of APRIL 30, 2019

		2019
ASSETS		
<i>Current Assets</i>		
Cash and Cash Equivalents		34,667,202.48
Investments		106,712,988.91
Receivables		100,472,741.31
Inventories		2,113,260.00
Prepayments and Deferred Charges		1,891.64
Total Current Assets		243,968,084.34
<i>Non-Current Assets</i>		
Property, Plant and Equipment		168,041,352.46
Biological Assets		-
Intangible Assets		3,175,680.00
Total Non-Current Assets		171,217,032.46
Total Assets		415,185,116.80
LIABILITIES		
<i>Current Liabilities</i>		
Financial Liabilities		3,085,228.61
Inter-Agency Payables		1,298,655.42
Intra-Agency Payables		206,411.59
Trust Liabilities		331,416.85
Deferred Credits/Unearned Income		100,200,874.15
Total Current Liabilities		105,122,586.62
Total Liabilities		105,122,586.62
NET ASSETS/EQUITY		
Government Equity		310,062,530.18
Total Liabilities and Net Assets/Equity		415,185,116.80

Prepared by:


CHRISTIAN JOY A. FAUSTINO
 Admin Assistant II


Certified Correct;


EVANGELINE P. CRUZ, CPA
 City Accountant

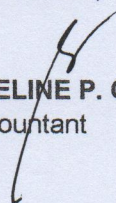
Republic of the Philippines
 City Government of Navotas
 Special Education Fund
 Statement of Financial Performance
 As of APRIL 30, 2019

		2019
Revenue		
Tax Revenue		54,758,819.03
Service and Business Income		383,449.85
Total Revenue		55,142,268.88
Less: Current Operating Expenses		
Personnel Services		591,192.25
Maintenance and Other Operating Expenses		8,069,463.24
Non-cash Expenses		
Financial Expenses		
Current Operating Expenses		8,660,655.49
Surplus (Deficit) from Current Operation		46,481,613.39
Add (Deduct):		
Transfers, Assistance and Subsidy From		-
Transfers, Assistance and Subsidy To		(3,474,929.71)
Surplus(Deficit) for the period		43,006,683.68

Prepared by:


CHRISTIAN JOY A. FAUSTINO
 Admin Assistant II

Certified Correct;


EVANGELINE P. CRUZ, CPA
 City Accountant

Republic of the Philippines
City Government of Navotas
Special Education Fund
Statement of Condensed Cash Flows
As of APRIL 30, 2019

		2019
Cash Flows from Operating Activities		
<i>Cash Inflows</i>		
Collection from taxpayers		52,251,427.26
Interest Income		11,412.90
Other Receipts		65,636.40
Total Cash Inflows		52,328,476.56
<i>Cash Outflows</i>		
Payment of expenses		-
Payments to suppliers and creditors		16,476,270.13
Payments to employees		5,361,497.21
Interest Expense		-
Other Expenses		8,439,900.80
Total Cash Outflows		30,277,668.14
Net Cash Flows from Operating Activities		22,050,808.42
Cash Flows from Investing Activities		
<i>Cash Inflows</i>		
Proceeds from Sale of Investment Property		-
Proceeds from Sale/Disposal of Property, Plant and Equipment		-
Proceeds from Sale of Non-Current Investments		-
Collection of Principal on loans to other entities		-
Total Cash Inflows		-
<i>Cash Outflows</i>		
Purchase/Construction of Investment Property		-
Purchase/Construction of Property, Plant and Equipment		19,498,067.74
Investment		-
Purchase of Bearer Biological Assets		-
Purchase of Intangible Assets		-
Grant of Loans		-
Total Cash Outflows		19,498,067.74
Net Cash Flows from Investing Activities		(19,498,067.74)
Cash Flows from Financing Activities		
<i>Cash Inflows</i>		
Proceeds from Issuance of Bonds		-
Proceeds from Loans		-
Total Cash Inflows		-
<i>Cash Outflows</i>		
Payment of Long-Term Liabilities		-
Retirement/Redemption of debt securities		-
Payment of loan amortization		-
Total Cash Outflows		-
Net Cash Flows from Financing Activities		-
Total Cash Provided by Operating, Investing and Financing Activities		2,552,740.68
Add: Cash at the Beginning of the year		32,114,461.80
Cash Balance at the End of the Year		34,667,202.48

Prepared by:

Certified Correct;

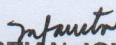
CHRISTIAN JOY A. FAUSTINO

EVANGELINE P. CRUZ CPA


Republic of the Philippines
 City Government of Navotas
 Special Education Fund
 Statement of Financial Position
 As of MAY 31, 2019

		2019
ASSETS		
<i>Current Assets</i>		
Cash and Cash Equivalents		28,392,605.47
Investments		106,712,988.91
Receivables		99,771,230.44
Inventories		-
Prepayments and Deferred Charges		2,057.24
Total Current Assets		234,878,882.06
<i>Non-Current Assets</i>		
Property, Plant and Equipment		168,545,352.46
Biological Assets		-
Intangible Assets		3,175,680.00
Total Non-Current Assets		171,721,032.46
Total Assets		406,599,914.52
LIABILITIES		
<i>Current Liabilities</i>		
Financial Liabilities		3,085,228.61
Inter-Agency Payables		576,131.17
Intra-Agency Payables		219,347.59
Trust Liabilities		336,456.85
Deferred Credits/Unearned Income		99,502,123.76
Total Current Liabilities		103,719,287.98
Total Liabilities		103,719,287.98
NET ASSETS/EQUITY		
Government Equity		302,880,626.54
Total Liabilities and Net Assets/Equity		406,599,914.52

Prepared by:


CHRISTIAN JOY A. FAUSTINO
 Admin Assistant II


Certified Correct:


EVANGELINE P. CRUZ, CPA
 City Accountant


Republic of the Philippines
 City Government of Navotas
 Special Education Fund
 Statement of Financial Performance
 As of MAY 31, 2019

		2019
Revenue		
Tax Revenue		55,521,926.96
Service and Business Income		383,449.85
Total Revenue		55,905,376.81
Less: Current Operating Expenses		
Personnel Services		810,173.32
Maintenance and Other Operating Expenses		12,306,028.51
Non-cash Expenses		
Financial Expenses		
Current Operating Expenses		13,116,201.83
Surplus (Deficit) from Current Operation		42,789,174.98
Add (Deduct):		
Transfers, Assistance and Subsidy From		-
Transfers, Assistance and Subsidy To		(6,964,394.94)
Surplus(Deficit) for the period		35,824,780.04

Prepared by:


CHRISTIAN JOY A. FAUSTINO
 Admin Assistant II

Certified Correct;

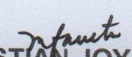

EVANGELINE P. CRUZ, CPA
 City Accountant


Republic of the Philippines
 City Government of Navotas
 Special Education Fund
 Statement of Condensed Cash Flows
 As of MAY 31, 2019

		2019
Cash Flows from Operating Activities		
<i>Cash Inflows</i>		
Collection from taxpayers		53,014,535.19
Interest Income		11,412.90
Other Receipts		68,331.28
Total Cash Inflows		53,094,279.37
<i>Cash Outflows</i>		
Payment of expenses		-
Payments to suppliers and creditors		18,087,233.77
Payments to employees		6,797,468.16
Interest Expense		
Other Expenses		11,929,366.03
Total Cash Outflows		36,814,067.96
Net Cash Flows from Operating Activities		16,280,211.41
Cash Flows from Investing Activities		
<i>Cash Inflows</i>		
Proceeds from Sale of Investment Property		-
Proceeds from Sale/Disposal of Property, Plant and Equipment		-
Proceeds from Sale of Non-Current Investments		-
Collection of Principal on loans to other entities		-
Total Cash Inflows		-
<i>Cash Outflows</i>		
Purchase/Construction of Investment Property		
Purchase/Construction of Property, Plant and Equipment		20,002,067.74
Investment		-
Purchase of Bearer Biological Assets		-
Purchase of Intangible Assets		-
Grant of Loans		-
Total Cash Outflows		20,002,067.74
Net Cash Flows from Investing Activities		(20,002,067.74)
Cash Flows from Financing Activities		
<i>Cash Inflows</i>		
Proceeds from Issuance of Bonds		-
Proceeds from Loans		-
Total Cash Inflows		-
<i>Cash Outflows</i>		
Payment of Long-Term Liabilities		-
Retirement/Redemption of debt securities		-
Payment of loan amortization		-
Total Cash Outflows		-
Net Cash Flows from Financing Activities		-
Total Cash Provided by Operating, Investing and Financing Activities		(3,721,856.33)
Add: Cash at the Beginning of the year		32,114,461.80
Cash Balance at the End of the Year		28,392,605.47

Prepared by:

Certified Correct;


 CHRISTIAN JOY A. FAUSTINO


 EVANGELINE P. CRUZ CPA