

February 14, 2022

MS. SUDI G. VALENCIA
City Director
DILG Navotas

MS. MARIA IRISH ALOHA D. CUBILLAN – 3 COPIES
Public Information Officer

MR. RENATO S. REYES
Acting MIS Chief

Dear Colleague,

In compliance to the full disclosure order, transparency and Seal of Good Housekeeping respectfully forwarded herewith for posting in the official Website of the City Government (MIS) and designated Bulletin Board for the purpose (PIO), the attached copies of the Report of TRUST FUND for the 4th P Quarter 2021, to wit:

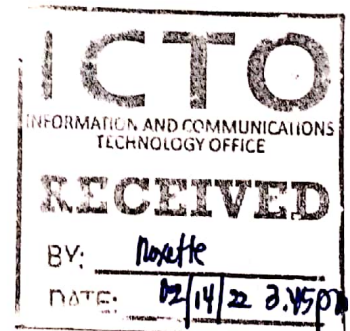
- ~~Fund Utilization Report~~ *Financial Position*
- Cash Flow

Thank you very much.

Respectfully yours,


EVANGELINE P. CRUZ, CPA
City Accountant

OFFICE OF THE CITY ACCOUNTANT
1052 Mariano Naval Street, Sipac, Navotas City 1485
Telefax (02) 281 4080



Republic of the Philippines
City Government of Navotas
Statement of Financial Position - Trust Fund
For the Year Ended December 31, 2021

ASSETS

Current Assets

Cash and Cash Equivalents	95,108,246.34
Investments	
Receivables	1,415,869.49
Inventories	-
Prepayments and Deferred Charges	-
Total Current Assets	<u>96,524,115.83</u>

Non-Current Assets

Investments	-
Receivables	-
Property, Plant and Equipment	-

Total Non-Current Assets **-**

Total Assets **96,524,115.83**

LIABILITIES

Current Liabilities

Financial Liabilities	
Inter-Agency Payables	47,327,135.52
Intra-Agency Payables	-
Trust Liabilities	12,708,402.05
Total Current Liabilities	<u>60,035,537.57</u>

Non-Current Liabilities


Other Payables	36,488,578.26
Total Non-Current Liabilities	<u>96,524,115.83</u>

NET ASSETS/EQUITY


Government Equity **-**

Total Liabilities **96,524,115.83**

Prepared by:


MYRA C. NICOLAS
Administrative Officer IV

Certified Correct:


EVANGELINE P. CRUZ, CPA
City Accountant

Republic of the Philippines
City Government of Navotas
Statement of Cash Flows- Trust Fund
For the Year Ended December 31, 2021

Cash Flows from Operating Activities

Cash Inflows

Interest Income	40,329.19
Other Receipts	<u>83,366,914.04</u>
Total Cash Inflows	<u>83,407,243.23</u>

Cash Outflows

Payments	
To suppliers and creditors	28,937,034.64
Other Expenses	<u>96,224,233.61</u>
Total Cash Outflows	<u>125,161,268.25</u>

Net Cash Flows from Operating Activities

(41,754,025.02)

Cash Flows from Investing Activities

Cash Inflows

Proceeds from Sale of Investment Property

Total Cash Inflows

-

Cash Outflows

Purchase/Construction of PPE

Total Cash Outflows

-

Net Cash Flows from Investing Activities

-

Cash Flows from Financing Activities

Cash Inflows

Proceeds from Issuance of Bonds

Total Cash Inflows

-

Cash Outflows

Payment of Loan Amortization

Total Cash Outflows

-

Net Cash Flows from Financing Activities

(41,754,025.02)

Total Cash Provided by Operating, Investing

Financing Activities


Add: Cash at the Beginning of the period

136,862,271.36

Cash Balance at the End of the period

95,108,246.34

Prepared by:


MYRA C. NICOLAS
Administrative Officer IV

Certified Correct:


EVANGELINE P. CRUZ, CPA
City Accountant