



Republic of the Philippines  
Metropolitan Manila  
City Government of Navotas  
**OFFICE OF THE CITY ACCOUNTANT**



16 May 2025

**MS. JENIFER G. GALORPORT, CESE**  
DILG City Director

**MS. MARIA IRISH ALOHA D. CUBILLAN**  
Public Information Officer

**ENGR. RENATO S. REYES**  
ICT Officer


Greetings!


In compliance with the Full Disclosure Policy, we are submitting the financial statements of  
**SPECIAL EDUCATION FUND** for the month **APRIL 2025**.

Statement of Financial Position  
Statement of Financial Performance  
Statement of Cash Flow

For your immediate and appropriate action.

Respectfully Yours,

  
**DENZEL A. CRUZ, CPA**  
Acting City Accountant





**CITY GOVERNMENT OF NAVOTAS**  
**SPECIAL EDUCATION FUND**  
**STATEMENT OF FINANCIAL POSITION**  
**AS OF APRIL 30, 2025**

---

**ASSETS**

***Current Assets***

Cash and Cash Equivalents	119,934,242.63
Investments	4,658,569.74
Receivables	109,406,710.22
Inventories	-
Prepayments and Deferred Charges	2,848,622.65
<b>Total Current Assets</b>	<b>236,848,145.24</b>

***Noncurrent Assets***

Investment Property	-
Property, Plant, and Equipment	96,427,621.48
Intangible Assets	-
<b>Total Noncurrent Assets</b>	<b>96,427,621.48</b>

---

<b>TOTAL ASSETS</b>	<b>333,275,766.72</b>
---------------------	-----------------------

---

**LIABILITIES**

***Current Liabilities***

Financial Liabilities	4,342,235.24
Inter-Agency Payables	292,785.44
Intra-Agency Payables	983,465.89
Trust Liabilities	339,405.66
Deferred Credits/Unearned Income	109,050,361.24
Other Payables	-
<b>Total Current Liabilities</b>	<b>115,008,253.47</b>

---

<b>TOTAL LIABILITIES</b>	<b>115,008,253.47</b>
--------------------------	-----------------------

---

**NET ASSETS/EQUITY**


Government Equity	218,267,513.25
-------------------	----------------

---

<b>TOTAL LIABILITIES AND NET ASSETS/EQUITY</b>	<b>333,275,766.72</b>
--	-----------------------

---

**Prepared by:**

  
**CHRISTIAN JOY A. FAUSTINO**  
Accounting Clerk III

**Certified Correct:**


  
**DENZEL A. CRUZ**  
Acting City Accountant



**CITY GOVERNMENT OF NAVOTAS**  
**SPECIAL EDUCATION FUND**  
**STATEMENT OF FINANCIAL PERFORMANCE**  
**AS OF APRIL 30, 2025**

<b>Revenue</b>	
Tax Revenue	97,960,044.06
Service and Business Income	8,987.02
Shares, Grants, and Donations	-
Other Income	-
<b>Total Revenue</b>	<b>97,969,031.08</b>
<b>Current Operating Expenses</b>	
Personnel Services	504,588.10
Maintenance and Other Operating Expenses	18,813,982.28
Financial Expenses	1,800.00
Non-cash Expenses	4,538,488.10
<b>Total Current Operating Expenses</b>	<b>23,858,858.48</b>
<b>Surplus from Current Operations</b>	<b>74,110,172.60</b>
<b>Transfers, Assistance, and Subsidy</b>	
Transfers, Assistance, and Subsidy from	-
Transfers, Assistance, and Subsidy to	3,939,059.92
<b>Net Financial Assistance/Subsidy</b>	<b>(3,939,059.92)</b>
<b>SURPLUS FOR THE PERIOD</b>	<b>70,171,112.68</b>

Prepared by:

  
**CHRISTIAN JOY A. FAUSTINO**  
Accounting Clerk III

Certified Correct:


  
**DENZEL A. CRUZ**  
Acting City Accountant



**CITY GOVERNMENT OF NAVOTAS**  
**SPECIAL EDUCATION FUND**  
**STATEMENT OF CASH FLOWS**  
**AS OF APRIL 30, 2025**

<b>Cash Flows From Operating Activities</b>	
<b>Cash Inflows</b>	
Collections from taxpayers	84,383,509.75
Receipts from business/service income	-
Interest income	8,987.02
Other receipts	148,865.68
<b>Total Cash Inflows</b>	<b>84,541,362.45</b>
<b>Cash Outflows</b>	
Payment of expenses	18,298,352.66
Payment to suppliers and creditors	8,338,981.63
Payment to employees	331,724.06
Interest Expense	-
Other expenses	966,657.00
<b>Total Cash Outflows</b>	<b>27,935,715.35</b>
<b>Net Cash Flows from Operating Activities</b>	<b>56,605,647.10</b>
<b>Cash Flows From Investing Activities</b>	
<b>Cash Inflows</b>	
Proceeds from sale/disposal of property, plant, and equipment	2,638.61
<b>Total Cash Inflows</b>	<b>2,638.61</b>
<b>Cash Outflows</b>	
Purchase/construction of property, plant, and equipment	7,809,770.00
Purchase of intangible assets	-
<b>Total Cash Outflows</b>	<b>7,809,770.00</b>
<b>Net Cash Flows from Investing Activities</b>	<b>(7,807,131.39)</b>
<b>Total Cash Flows Provided by Operating, Investing, and Financing Activities</b>	<b>48,798,515.71</b>
<b>Cash Balance at beginning of the year</b>	<b>71,135,726.92</b>
<b>Cash Balance at end of the period</b>	<b>119,934,242.63</b>

Prepared by:

  
**CHRISTIAN JOY A. FAUSTINO**  
Accounting Clerk III

Certified Correct:

  
**DENZEL A. CRUZ**  
Acting City Accountant

