



February 20, 2020

**MS SUDI G. VALENCIA**  
City Director DILG - Navotas

**MS MARIA IRISH ALOHA CUBILLAN**  
Public Information Officer (Bulletin Board of Navotas City Hall/NPC/Navotas  
Lying In)

**MR RENATO REYES**  
ICTO Head

**MR DENNIS DELA PAZ**  
Encoder DILG - Portal


**Dear Sir and Colleague,**

Respectfully forwarded herewith are the Reports of Local Disaster Risk Reduction and Management Fund Utilization as of December 31, 2019. Relative thereto, in aid of transparency and accountability, may we request for the posting of the Report in the Bulletin Board and various conspicuous places in the City (PIO) and Official Website of the City Government (MIS).

Please acknowledge receipt.

Thank you very much.

Respectfully yours,


  
**EVANGELINE P. CRUZ, CPA**  
City Accountant

**LOCAL DISASTER RISK REDUCTION AND MANAGEMENT FUND UTILIZATION**  
**As of December 31, 2019**  
**City of Navotas**


Particulars	LDRRMF		Total		NDRRMF	From Other Sources	TRUST FUND	Total
	Quick Response Fund (QRF)	Mitigation Fund 70%						
		Current Appropriations		Continuing Appropriations				
<b>A. Sources of Funds:</b>								
Current Appropriations	20,049,217.00	46,781,505.00	66,830,722.00					66,830,722.00
Continuing Appropriations	-		-	39,891,634.17				39,891,634.17
Prev Year's Approp transferred to the Special Tust Fund	-		-				29,667,523.27	29,667,523.27
2018			-				17,545,551.64	17,545,551.64
Transfer/Grants	-		-					-
<b>Total Funds Available</b>	<b>20,049,217.00</b>	<b>46,781,505.00</b>	<b>66,830,722.00</b>	<b>39,891,634.17</b>	<b>-</b>	<b>-</b>	<b>47,213,074.91</b>	<b>153,935,431.08</b>
<b>B. Utilization : Current Appropriations</b>								
<b>MOOE</b>								
Training Expenses		1,521,845.24	1,521,845.24					1,521,845.24
Food Expenses			-					-
Other Supplies Expense		73,872.00	73,872.00					73,872.00
Welfare Goods Expense		2,096,465.00	2,096,465.00					2,096,465.00
Medical, Dental and Laboratory Supplies		50,000.00	50,000.00					50,000.00
Representation Expenses		7,200.00	7,200.00					7,200.00
Flood Control Projects			-					-
Rep. & Maint. - Furnitures and Fixtures			-					-
Rep. & Maint. - Road Networks			-					-
Rep. & Maint. - Motor Vehicles			-					-
Rep. & Maint. - Other Infra. Assets			-					-
Rep. & Maint. - Other Machinery & Equipt.			-					-
Donations			-					-
<b>CAPITAL OUTLAY</b>								
Furnitures & Fixtures			-	949,000.00				949,000.00
Communication Equipment			-	6,200,000.00				6,200,000.00
Construction and Heavy Equipment			-	313,600.00				313,600.00
Disaster Response and Rescue Equipment		2,284,341.55	2,284,341.55	2,670,750.00				4,955,091.55
Medical, Dental and Laboratory Equipment			-					-
Water Craft			-					-

Other Property, Plant & Equipment	-	4,760,000.00	4,760,000.00					4,760,000.00
Other Machinery & Equipment			-	3,754,773.75				3,754,773.75
Other Infrastructure Assets			-					-
Flood Control System			-					-
Road Networks		22,713,286.72	22,713,286.72					22,713,286.72
<b>B 1. TRUST FUND Utilization</b>			-					-
<b>MOOE</b>			-					-
Rep. & Maint. - Infrastructures Assets			-					-
Other Infrastructures Assets			-					-
<b>CAPITAL OUTLAY</b>			-					-
Road Networks			-					-
Disaster Response and Rescue Equipment			-			7,223,101.79		7,223,101.79
Motor Vehicle			-			2,340,620.00		2,340,620.00
Other Structures			-			1,800,000.00		1,800,000.00
Communication Equipment			-					-
Furnitures & Fixtures			-			9,137,798.90		9,137,798.90
Other Infrastructure Assets			-					-
Other Machinery & Equipment			-			1,590,712.80		1,590,712.80
<b>Total Utilization</b>	-	33,507,010.51	33,507,010.51	13,888,123.75	-	-	22,092,233.49	69,487,367.75
<b>Unutilized Balance</b>	20,049,217.00	13,274,494.49	33,323,711.49	26,003,510.42	-	-	25,120,841.42	84,448,063.33

Prepared By:

  
 Leah T. Castolo  
 Senior Administrative Asst. 1

Certified Correct:

  
 EVANGELINE P. CRUZ, CPA  
 City Accountant