



Republic of the Philippines  
CITY GOVERNMENT of NAVOTAS  
OFFICE OF THE CITY ACCOUNTANT  
1052 Mariano Naval Street, Navotas City 1485



June 14, 2021

Ms. **MARIA IRISH ALOHA D. CUBILLAN**  
Public Information Officer

Mr. **RENATO REYES**  
Acting ICTO

**This City**

Dear Ms. Cubillan and Mr. Reyes,

Respectfully forwarded herewith the Statement of Income and Expense of eighteen (18) barangays as follows:


San Rafael Village	February 2020
NBBS-Proper	December 2020
NBBS-Kaunlaran	August 2020
NBBS-Dagat-dagatan	December 2020
Northbay Boulevard North	December 2020
Bangkulasi	December 2020
Bagumbayan South	July 2020
Bagumbayan North	September 2020
Navotas East	December 2020
Navotas West	February 2020
Sipac-Almacen	November 2020
San Jose	December 2020
Daanghari	December 2020
San Roque	December 2020
Tangos-South	December 2020
Tangos-North	October 2020
Tanza I	December 2020
Tanza II	December 2020

Relatively thereto, we would like to request your respective offices to post the same in the designated bulletin boards within the City of Navotas and in the Official Website.

Your immediate preferential consideration on this matter will be highly appreciated.

Thank you very much.

Respectfully yours,

  
EVANGELINE P. CRUZ, CPA  
City Accountant

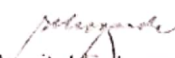
cc: file

Republic of the Philippines  
Barangay SAN RAFAEL VILLAGE  
City of Navotas

Statement of Financial Performance  
For the Two (2) Months Ended February 28, 2020

	<u>2020</u>
<i>Revenue</i>	
Tax Revenue	300,063.60
Share from Internal Revenue Collections	-
Share from National Wealth	-
Service and Business Revenue	-
Grants and Donations	-
Gains	-
<b>Total Revenue</b>	<u>300,063.60</u>
<i>Less: Current Operating Expenses</i>	
Personnel Services	183,800.00
Maintenance and Other Operating Expenses	109,558.36
Non-Cash Expenses	55,964.93
Financial Expenses	-
<b>Current Operating Expenses</b>	<u>349,323.29</u>
<b>Surplus (Deficit) from Current Operation</b>	(49,259.69)
<i>Add (Deduct):</i>	
Transfers, Assistance and Subsidy From	10,000.00
Transfers, Assistance and Subsidy To	-
<b>Surplus (Deficit) for the period</b>	<u>(39,259.69)</u>

Prepared by:

  
Romilet E. Luzande  
Management and Audit Analyst I

Certified correct:

  
EVANGELINE P. CRUZ, CPA  
City Accountant

Republic of the Philippines  
Barangay MD103 - PROPER  
City of Marikina

Statement of Financial Performance  
For the Year Ended December 31, 2020  
(with comparative figures from CY2019)

	2020	2019
<b>Revenue</b>		
Tax Revenue	16,091,779.35	13,530,958.00
Share from Internal Revenue Collections	17,226,970.20	6,431,989.39
Share from National Wealth	-	133,737.56
Service and Business Revenue	103,476.44	-
Grants and Donations	1,259,450.00	-
Gains	-	900.00
<b>Total Revenue</b>	<b>34,681,675.99</b>	<b>6,566,626.95</b>
<b>Less: Current Operating Expenses</b>		
Personnel Services	12,764,408.87	10,901,125.07
Maintenance and Other Operating Expenses	7,848,325.54	7,095,613.35
Non-Cash Expenses	2,003,365.63	1,499,582.08
Financial Expenses	-	2,077.51
<b>Current Operating Expenses</b>	<b>22,616,100.04</b>	<b>19,498,398.01</b>
<b>Surplus (Deficit) from Current Operation</b>	<b>12,065,575.95</b>	<b>599,188.94</b>
<b>Add (Deduct):</b>		
Transfers, Assistance and Subsidy From	11,000.00	21,000.00
Transfers, Assistance and Subsidy To	-	-
<b>Surplus (Deficit) for the period</b>	<b>12,076,575.95</b>	<b>620,188.94</b>

Prepared by:

*Remilei E. Luzande*  
Remilei E. Luzande  
Management and Audit Analyst I

Certified correct:

*Evangelini P. Cruz*  
EVANGELINI P. CRUZ, CPA  
City Accountant



Republic of the Philippines  
Barangay NAHUS - KALINLARAN  
City of Marikina

Statement of Financial Performance  
For the Eight (8) Months Ended August 31, 2020

	<u>2020</u>
<i>Revenues</i>	
Tax Revenue	1,931,405.47
Share from Internal Revenue Collections	11,484,648.00
Share from National Wealth	-
Service and Business Revenue	193,870.16
Grants and Donations	-
Gains	-
<b>Total Revenue</b>	<u>13,609,923.63</u>
<b>Less: Current Operating Expenses</b>	
Personnel Services	8,126,486.94
Maintenance and Other Operating Expenses	3,814,521.99
Non-Cash Expenses	2,060,142.91
Financial Expenses	-
<b>Current Operating Expenses</b>	<u>14,001,151.84</u>
<b>Surplus (Deficit) from Current Operation</b>	(391,228.21)
<b>Add (Deduct):</b>	
Transfers, Assistance and Subsidy From	11,000.00
Transfers, Assistance and Subsidy To	-
<b>Surplus (Deficit) for the period</b>	<u>(380,228.21)</u>

Prepared by:  
*Romiel E. Luzande*  
Romiel E. Luzande  
Management and Audit Analyst I

Certified correct:  
*EVANGELINE P. CRUZ, CPA*  
EVANGELINE P. CRUZ, CPA  
City Accountant

Republic of the Philippines  
 Pangasinan MISIS-Dagat-Dagat  
 City of Alangdan

Statement of Financial Performance  
 For the Year Ended December 31, 2020  
 (with comparative figures from CY2019)

	2020	2019
<b>Revenue</b>		
Tax Revenue	2,300,970.73	6,431,989.32
Share from Internal Revenue Collections	17,226,970.20	22,060,807.00
Share from National Wealth	-	-
Service and Business Revenue	289,028.66	252,787.01
Grants and Donations	10,000.00	-
Gains	-	-
<b>Total Revenue</b>	<u>19,826,969.59</u>	<u>28,745,583.33</u>
<b>Less: Current Operating Expenses</b>		
Personnel Services	12,114,314.03	8,641,591.57
Maintenance and Other Operating Expenses	7,480,202.02	7,836,992.42
Non-Cash Expenses	2,581,107.41	2,006,426.42
Financial Expenses	-	2,333.41
<b>Current Operating Expenses</b>	<u>22,175,623.46</u>	<u>18,487,343.82</u>
<b>Surplus (Deficit) from Current Operation</b>	(2,348,653.87)	10,258,239.51
<b>Add (Deduct):</b>		
Transfers, Assistance and Subsidy From	11,000.00	31,000.00
Transfers, Assistance and Subsidy To	-	-
<b>Surplus (Deficit) for the period</b>	<u>(2,337,653.87)</u>	<u>10,289,239.51</u>

Prepared by:

*Romyel E. Lizande*  
 Romyel E. Lizande  
 Management and Audit Analyst I

Certified correct:

*EVANGELINE P. CRUZ*  
 EVANGELINE P. CRUZ, CPA  
 City Accountant



Republic of the Philippines  
Barangay North Bay Boulevard North  
City of Navotas


Statement of Financial Performance  
For the Year Ended December 31, 2020  
(with comparative figures from CY2019)

	2020	2019
<i>Revenue</i>		
Tax Revenue	3,278,316.36	2,922,339.20
Share from Internal Revenue Collections	10,763,307.90	10,593,434.00
Share from National Wealth	-	
Service and Business Revenue	84,297.06	101,928.75
Grants and Donations	1,492,420.00	
Gains	-	
<b>Total Revenue</b>	<b>15,618,341.32</b>	<b>13,617,701.95</b>
 <i>Less: Current Operating Expenses</i>		
Personnel Services	6,584,282.91	5,812,550.94
Maintenance and Other Operating Expenses	5,902,316.91	6,347,931.59
Non-Cash Expenses	981,015.31	1,459,100.89
Financial Expenses	-	17,057.77
<b>Current Operating Expenses</b>	<b>13,467,615.13</b>	<b>13,636,641.19</b>
 <b>Surplus (Deficit) from Current Operation</b>	<b>2,150,726.19</b>	<b>(18,939.24)</b>
 <i>Add (Deduct):</i>		
Transfers, Assistance and Subsidy From	1,184,000.00	11,000.00
Transfers, Assistance and Subsidy To	-	
 <b>Surplus (Deficit) for the period</b>	<b>3,334,726.19</b>	<b>(7,939.24)</b>

Prepared by:

  
Romilet E. Lizande  
Management and Audit Analyst I

Certified correct:


  
EVANGELINE P. CRUZ, CPA  
City Accountant

Republic of the Philippines  
 Pangasinan  
 City of Navotas


Statement of Financial Performance  
 For the Year Ended December 31, 2020  
 (with comparative figures from CY2019)

	2020	2019
<b>Revenue</b>		
Tax Revenue	2,401,280.11	6,462,854.00
Share from Internal Revenue Collections	6,563,241.90	2,256,541.14
Share from National Wealth	-	89,098.06
Service and Business Revenue	75,134.07	-
Grants and Donations	-	-
Gains	-	11,360.00
<b>Total Revenue</b>	<b>9,039,656.08</b>	<b>8,819,853.20</b>
<b>Less: Current Operating Expenses</b>		
Personnel Services	4,704,065.54	3,780,430.00
Maintenance and Other Operating Expenses	2,629,131.56	3,992,372.46
Non-Cash Expenses	949,162.85	919,837.13
Financial Expenses	-	355.61
<b>Current Operating Expenses</b>	<b>8,282,359.95</b>	<b>8,692,995.20</b>
<b>Surplus (Deficit) from Current Operation</b>	<b>757,296.13</b>	<b>126,858.00</b>
<b>Add (Deduct):</b>		
Transfers, Assistance and Subsidy From	11,000.00	1,000.00
Transfers, Assistance and Subsidy To	-	-
<b>Surplus (Deficit) for the period</b>	<b>768,296.13</b>	<b>127,858.00</b>

Prepared by:

  
 Romilet E. Luzande  
 Management and Audit Analyst I

Certified correct:

  
 EVANGELINE P. CRUZ, CPA  
 City Accountant

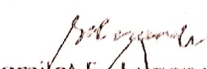


Republic of the Philippines  
Barangay DAGUMBAYAN SOUTH  
City of Navotas


Statement of Financial Performance  
For the Seven (7) Months Ended July 31, 2020

	<u>2020</u>
<b>Revenue</b>	
Tax Revenue	515,679.26
Share from Internal Revenue Collections	2,677,676.40
Share from National Wealth	
Service and Business Revenue	11,158.18
Grants and Donations	-
Gains	-
<b>Total Revenue</b>	<u>3,204,506.84</u>
<b>Less: Current Operating Expenses</b>	
Personnel Services	1,993,241.03
Maintenance and Other Operating Expenses	364,496.60
Non-Cash Expenses	472,601.60
Financial Expenses	-
<b>Current Operating Expenses</b>	<u>2,830,339.23</u>
<b>Surplus (Deficit) from Current Operation</b>	374,167.61
<b>Add (Deduct):</b>	
Transfers, Assistance and Subsidy From	1,000.00
Transfers, Assistance and Subsidy To	
<b>Surplus (Deficit) for the period</b>	<u><u>375,167.61</u></u>

Prepared by:

  
Romilet E. Luzande  
Management and Audit Analyst I

Certified correct:

  
EVANGELINE P. CRUZ, CPA  
City Accountant

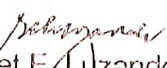


Republic of the Philippines  
Barangay BAGUMBAYAN NORTH  
City of Navotas

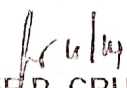
Statement of Financial Performance  
For the Nine (9) Months Ended September 30, 2020

	<u>2020</u>
<i>Revenues</i>	
Tax Revenue	1,462,922.48
Share from Internal Revenue Collections	2,182,707.00
Share from National Wealth	-
Service and Business Revenue	14,127.72
Grants and Donations	-
Gains	-
<b>Total Revenue</b>	<u>3,659,757.20</u>
<b>Less: Current Operating Expenses</b>	
Personnel Services	1,819,632.69
Maintenance and Other Operating Expenses	1,630,342.62
Non-Cash Expenses	495,503.37
Financial Expenses	-
<b>Current Operating Expenses</b>	<u>3,945,478.68</u>
<b>Surplus (Deficit) from Current Operation</b>	(285,721.48)
<b>Add (Deduct):</b>	
Transfers, Assistance and Subsidy From	31,000.00
Transfers, Assistance and Subsidy To	-
<b>Surplus (Deficit) for the period</b>	<u>(254,721.48)</u>

Prepared by:

  
Romilet E. Luzande  
Management and Audit Analyst I

Certified correct:

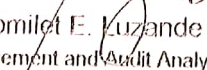
  
EVANGELINE P. CRUZ, CPA  
City Accountant

Republic of the Philippines  
Barangay NAVOTAS EAST  
City of Navotas


Statement of Financial Performance  
For the Year Ended December 31, 2020  
(with comparative figures from CY2019)

	2020	2019
<b>Revenue</b>		
Tax Revenue	1,665,847.09	1,387,842.31
Share from Internal Revenue Collections	2,662,209.00	2,363,724.00
Share from National Wealth	-	
Service and Business Revenue	43,259.59	52,838.60
Grants and Donations	-	
Gains	-	
<b>Total Revenue</b>	<u>4,371,315.68</u>	<u>3,804,404.91</u>
<b>Less: Current Operating Expenses</b>		
Personnel Services	2,457,793.85	1,969,800.00
Maintenance and Other Operating Expenses	1,501,409.85	1,956,251.00
Non-Cash Expenses	392,268.12	458,393.09
Financial Expenses	-	321.72
<b>Current Operating Expenses</b>	<u>4,351,471.82</u>	<u>4,384,765.81</u>
<b>Surplus (Deficit) from Current Operation</b>	19,843.86	(580,360.90)
<b>Add (Deduct):</b>		
Transfers, Assistance and Subsidy From	11,000.00	11,000.00
Transfers, Assistance and Subsidy To	-	
<b>Surplus (Deficit) for the period</b>	<u><u>30,843.86</u></u>	<u><u>(569,360.90)</u></u>

Prepared by:

  
Romilet E. Luzande  
Management and Audit Analyst I

Certified correct:


  
EVANGELINE P. CRUZ, CPA  
City Accountant

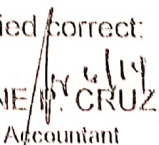


Republic of the Philippines  
Barangay NAVOTAS WEST  
City of Navotas

Statement of Financial Performance  
For the Two (2) Months ended February 28, 2020

	<u>2020</u>
<b>Revenue</b>	
Tax Revenue	-
Share from Internal Revenue Collections	884,777.40
Share from National Wealth	10,000.00
Service and Business Revenue	8,520.00
Grants and Donations	-
Gains	-
<b>Total Revenue</b>	<u>903,297.40</u>
<b>Less: Current Operating Expenses</b>	
Personnel Services	442,400.00
Maintenance and Other Operating Expenses	92,657.07
Non-Cash Expenses	185,640.46
Financial Expenses	-
<b>Current Operating Expenses</b>	<u>720,697.53</u>
<b>Surplus (Deficit) from Current Operation</b>	182,599.87
<b>Add (Deduct):</b>	
Transfers, Assistance and Subsidy From	-
Transfers, Assistance and Subsidy To	-
<b>Surplus (Deficit) for the period</b>	<u>182,599.87</u>

Prepared by:  
  
Romilet E. Luzande  
Management and Audit Analyst I


Certified correct:  
  
EVANGELINE M. CRUZ, CPA  
City Accountant

Republic of the Philippines  
Barangay SIPAG-ALMAGEN  
City of Navotas

Statement of Financial Performance  
For the Eleven (11) Months Ended November 30, 2020

	<u>2020</u>
<i>Revenue</i>	
Tax Revenue	2,054,791.94
Share from Internal Revenue Collections	6,440,563.80
Share from National Wealth	-
Service and Business Revenue	67,599.86
Grants and Donations	-
Gains	-
<b>Total Revenue</b>	<u>8,562,955.60</u>
<b>Less: Current Operating Expenses</b>	
Personnel Services	4,025,309.00
Maintenance and Other Operating Expenses	3,136,483.53
Non-Cash Expenses	904,824.97
Financial Expenses	-
<b>Current Operating Expenses</b>	<u>8,066,617.50</u>
<b>Surplus (Deficit) from Current Operation</b>	496,338.10
<b>Add (Deduct):</b>	
Transfers, Assistance and Subsidy From	11,000.00
Transfers, Assistance and Subsidy To	-
<b>Surplus (Deficit) for the period</b>	<u><u>507,338.10</u></u>

Prepared by:

  
Romjilet E. Luzande  
Management and Audit Analyst I

Certified correct:

  
EVANGELINE P. CRUZ, CPA  
City Accountant



Republic of the Philippines  
Barangay SAN JOSE  
City of Mavotas


Statement of Financial Performance  
For the Year Ended December 31, 2020  
(with comparative figures from CY2019)

	2020	2019
<b>Revenue</b>		
Tax Revenue	3,068,175.14	16,419,928.50
Share from Internal Revenue Collections	18,542,945.70	2,624,773.85
Share from National Wealth	-	161,509.12
Service and Business Revenue	161,488.18	-
Grants and Donations	-	-
Gains	-	0.40
<b>Total Revenue</b>	21,772,609.02	19,206,211.87
<b>Less: Current Operating Expenses</b>		
Personnel Services	10,644,374.00	8,852,390.00
Maintenance and Other Operating Expenses	8,962,360.74	7,597,983.04
Non-Cash Expenses	2,312,272.04	2,279,885.39
Financial Expenses	-	1,801.82
<b>Current Operating Expenses</b>	21,919,006.78	18,732,060.25
<b>Surplus (Deficit) from Current Operation</b>	(146,397.76)	474,151.62
<b>Add (Deduct):</b>		
Transfers, Assistance and Subsidy From	11,000.00	11,000.00
Transfers, Assistance and Subsidy To	-	-
<b>Surplus (Deficit) for the period</b>	(135,397.76)	485,151.62

Prepared by:

  
Romilet E. Lizande  
Management and Audit Analyst I

Certified correct:

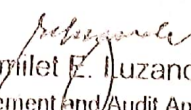
  
EVANGELINE R. CRUZ, CPA  
City Accountant

Republic of the Philippines  
Barangay DAANGHARI  
City of Navotas


Statement of Financial Performance  
For the Year Ended December 31, 2020  
(with comparative figures from CY2019)

	2020	2019
<b>Revenue</b>		
Tax Revenue	2,028,965.40	1,976,145.12
Share from Internal Revenue Collections	12,639,066.30	12,438,159.00
Share from National Wealth	-	-
Service and Business Revenue	55,245.30	59,140.67
Grants and Donations	-	-
Gains	-	-
<b>Total Revenue</b>	<b>14,723,277.00</b>	<b>12,497,299.67</b>
<b>Less: Current Operating Expenses</b>		
Personnel Services	7,379,893.14	6,537,400.00
Maintenance and Other Operating Expenses	3,727,962.36	5,816,416.74
Non-Cash Expenses	872,976.25	1,068,843.05
Financial Expenses	-	-
<b>Current Operating Expenses</b>	<b>11,980,831.75</b>	<b>13,422,659.79</b>
<b>Surplus (Deficit) from Current Operation</b>	<b>2,742,445.25</b>	<b>1,050,785.00</b>
<b>Add (Deduct):</b>		
Transfers, Assistance and Subsidy From	11,000.00	11,000.00
Transfers, Assistance and Subsidy To	-	-
<b>Surplus (Deficit) for the period</b>	<b>2,753,445.25</b>	<b>1,061,785.00</b>

Prepared by:

  
Romilet E. Luzande  
Management and Audit Analyst I

Certified correct:

  
EVANGELINE P. CRUZ, CPA  
City Accountant



Republic of the Philippines  
 Barangay SAN ROQUE  
 City of Navotas

Statement of Financial Performance  
 For the Year Ended December 31, 2020  
 (with comparative figures from CY2019)

	2020	2019
<b>Revenue</b>		
Tax Revenue	1,895,073.21	14,274,195.00
Share from Internal Revenue Collections	14,505,988.50	1,877,394.38
Share from National Wealth	-	87,454.17
Service and Business Revenue	79,623.89	-
Grants and Donations	40,000.00	-
Gains	-	40,001.00
<b>Total Revenue</b>	<b>16,520,685.60</b>	<b>16,279,044.55</b>
<b>Less: Current Operating Expenses</b>		
Personnel Services	7,517,628.00	5,965,534.70
Maintenance and Other Operating Expenses	5,188,913.79	7,186,075.79
Non-Cash Expenses	1,532,798.17	1,639,147.24
Financial Expenses	-	-
<b>Current Operating Expenses</b>	<b>14,239,339.96</b>	<b>14,790,757.73</b>
<b>Surplus (Deficit) from Current Operation</b>	<b>2,281,345.64</b>	<b>1,488,286.82</b>
<b>Add (Deduct):</b>		
Transfers, Assistance and Subsidy From	11,000.00	11,000.00
Transfers, Assistance and Subsidy To	-	-
<b>Surplus (Deficit) for the period</b>	<b>2,292,345.64</b>	<b>1,499,286.82</b>

Prepared by:

*Romilet E. Luzande*  
 Romilet E. Luzande  
 Management and Audit Analyst I

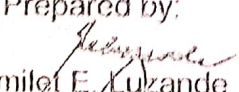
Certified correct:


*EVANGELINE P. CRUZ*  
 EVANGELINE P. CRUZ, CPA  
 City Accountant

Republic of the Philippines  
Barangay TANGOS NORTH  
City of Navotas

Statement of Financial Performance  
For the Ten (10) Months Ended October 31, 2020

	<u>2020</u>
<b>Revenue</b>	
Tax Revenue	1,518,908.98
Share from Internal Revenue Collections	11,421,162.00
Share from National Wealth	-
Service and Business Revenue	44,266.85
Grants and Donations	-
Gains	-
<b>Total Revenue</b>	<u>12,984,337.83</u>
<b>Less: Current Operating Expenses</b>	
Personnel Services	7,426,067.00
Maintenance and Other Operating Expenses	3,149,540.27
Non-Cash Expenses	983,163.39
Financial Expenses	-
<b>Current Operating Expenses</b>	<u>11,558,770.66</u>
<b>Surplus (Deficit) from Current Operation</b>	1,425,567.17
<b>Add (Deduct):</b>	
Transfers, Assistance and Subsidy From	11,000.00
Transfers, Assistance and Subsidy To	-
<b>Surplus (Deficit) for the period</b>	<u>1,436,567.17</u>

Prepared by:  
  
Romilet E. Luzande  
Management and Audit Analyst I

Certified correct:  
  
EVANGELINE P. CRUZ, CPA  
City Accountant

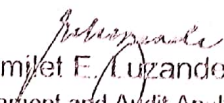


Republic of the Philippines  
 Barangay TANGGOL SOUTH  
 City of Navotas

Statement of Financial Performance  
 For the Year Ended December 31, 2020  
 (with comparative figures from CY2019)

	2020	2019
<i>Revenue</i>		
Tax Revenue	1,660,034.60	1,533,228.49
Share from Internal Revenue Collections	13,705,393.50	13,409,313.00
Share from National Wealth	-	-
Service and Business Revenue	36,773.64	37,377.50
Grants and Donations	-	-
Gains	-	-
<b>Total Revenue</b>	<b>15,402,201.74</b>	<b>14,979,918.99</b>
<i>Less: Current Operating Expenses</i>		
Personnel Services	8,759,609.96	7,428,499.97
Maintenance and Other Operating Expenses	3,297,032.37	5,588,048.70
Non-Cash Expenses	684,625.23	586,575.13
Financial Expenses	-	-
<b>Current Operating Expenses</b>	<b>12,741,267.56</b>	<b>13,603,123.80</b>
<b>Surplus (Deficit) from Current Operation</b>	<b>2,660,934.18</b>	<b>1,376,795.19</b>
<i>Add (Deduct):</i>		
Transfers, Assistance and Subsidy From	11,000.00	1,000.00
Transfers, Assistance and Subsidy To	-	-
<b>Surplus (Deficit) for the period</b>	<b>2,671,934.18</b>	<b>1,377,795.19</b>

Prepared by:

  
 Romilet E. Luzande  
 Management and Audit Analyst I

Certified correct:

  
 EVANGELINE P. CRUZ, CPA  
 City Accountant

Republic of the Philippines  
 Bureau of LANA 4  
 City of Marikina

Statement of Financial Performance  
 For the Year Ended December 31, 2020  
 (with comparative figures from CY2019)

	2020	2019
Revenue		
City Flows	2,631,314.23	9,817,448.00
Share from Internal Revenue Collections	11,085,788.70	2,143,018.40
Share from National Wealth	-	94,791.21
Service and Business Revenue	104,205.33	-
Grants and Donations	-	-
Others	-	10,000.00
<b>Total Revenue</b>	<b>13,821,308.26</b>	<b>12,065,162.61</b>
<b>Total Current Operating Expenses</b>		
Personnel Services	7,434,174.66	5,673,650.00
Maintenance and Other Operating Expenses	4,817,829.45	5,605,311.75
Non-Cash Expenses	1,117,317.22	1,157,189.76
Financial Expenses	-	604.25
<b>Total Operating Expenses</b>	<b>13,369,321.33</b>	<b>12,441,745.76</b>
<b>Surplus (Deficit) from Current Operation</b>	<b>451,986.93</b>	<b>(376,584.07)</b>
<b>Add (Deduct)</b>		
Transfers, Assistance and Subsidy From	11,000.00	1,000.00
Transfers, Assistance and Subsidy To	-	-
<b>Surplus (Deficit) for the period</b>	<b>462,986.93</b>	<b>(375,584.07)</b>

Prepared by:

Reneil F. Luzpido  
 Management and Audit Analyst I

Certified correct.

EVANGELINE J. CRUZ, CPA  
 City Accountant



Republic of the Philippines  
 Marikina TANZA 2  
 City of Navotas

Statement of Financial Performance  
 For the Year Ended December 31, 2020  
 (with comparative figures from CY2019)

	2020	2019
<b>Revenues</b>		
Tax Revenues	2,356,553.28	12,003,713.10
Share from Internal Revenue Collections	11,065,738.70	2,146,259.37
Share from National Wealth	-	156,328.54
Service and Business Revenue	156,559.79	-
Grants and Donations	-	-
Gain	-	10,510.00
<b>Total Revenues</b>	<u>13,598,901.77</u>	<u>2,313,007.00</u>
<b>Less: Current Operating Expenses</b>		
Personnel Services	7,310,520.12	6,153,400.00
Maintenance and Other Operating Expenses	2,212,596.71	2,974,609.00
Non-Cash Expenses	923,617.08	587,374.14
Financial Expenses	-	859.71
<b>Current Operating Expenses</b>	<u>10,459,833.91</u>	<u>9,716,533.75</u>
<b>Surplus (Deficit) from Current Operation</b>	3,139,067.86	4,600,277.13
<b>Add (Deduct)</b>		
Transfers, Assistance and Subsidy From	11,000.00	1,000.00
Transfers, Assistance and Subsidy To	-	-
<b>Surplus (Deficit) for the period</b>	<u>3,150,067.86</u>	<u>4,601,277.13</u>

Prepared by:  
 Rosalinda E. Luyando  
 Managerial and Audit Analyst I

Certified correct:  
 EVANGELINE P. CRUZ, CPA  
 City Accountant