



REPUBLIC OF THE PHILIPPINES
CITY GOVERNMENT OF NAVOTAS
Mariano Naval Street, Navotas City

Office of the City Accountant

OCTOBER 25, 2021

MS. SUDI G. VALENCIA
City Director- DILG Navotas

MS. MA. IRISH ALOHA D. CUBILLAN
Public Information Officer

MR. RENATO REYES
ICTO Chief


Dear Ms. Valencia, Ms. Cubillan and Mr. Reyes:


In compliance to the full disclosure order, transparency and Seal of Good Housekeeping respectfully forwarded herewith for posting in the official Website of the City Government (MIS) and designated Bulletin Board for the Purpose (PIO), the attached copies of the Report of **SPECIAL EDUCATION FUND** for the month of **AUGUST 2021** to wit:

- **Statement of Financial Position**
- **Statement of Financial Performance**
- **Statement of Cash Flow**

For your immediate appropriate action.

Very truly yours,


EVANGELINE P. CRUZ, CPA
City Accountant



Republic of the Philippines
City Government of Navotas
Special Education Fund
Statement of Financial Position
As of AUGUST 31, 2021

		2021
ASSETS		
<i>Current Assets</i>		138,937,739.88
Cash and Cash Equivalents		4,132,907.67
Investments		81,233,440.14
Receivables		10,135.04
Prepayments and Deferred Charges		
Total Current Assets		224,314,222.73
<i>Non-Current Assets</i>		195,401,091.97
Property, Plant and Equipment (Net of Depreciation)		195,401,091.97
Total Non-Current Assets		
		419,715,314.70
Total Assets		
LIABILITIES		
<i>Current Liabilities</i>		4,652,285.80
Financial Liabilities		518,305.75
Inter-Agency Payables		316,274.24
Intra-Agency Payables		289,688.05
Trust Liabilities		81,099,741.38
Deferred Credits/Unearned Income		
Total Current Liabilities		86,876,295.22
<i>Non-Current Liabilities</i>		50,030.00
Other Payables		
Total Non-Current Liabilities		50,030.00
Total Liabilities		86,926,325.22
NET ASSETS/EQUITY		
Government Equity		332,788,989.48
Total Liabilities and Net Assets/Equity		419,715,314.70

0.00

Prepared by:

in fault
CHRISTIAN JOY A. FAUSTINO
Admin Assistant II

Certified Correct:

Evangeline P. Cruz
EVANGELINE P. CRUZ, CPA
City Accountant


Republic of the Philippines
City Government of Navotas
Special Education Fund
Statement of Financial Performance
For the month ended AUGUST 31, 2021

		2021
Revenue		
Tax Revenue		106,220,774.76
Service and Business Income		30,897.27
Total Revenue		106,251,672.03
Less: Current Operating Expenses		
Personnel Services		1,118,108.80
Maintenance and Other Operating Expenses		23,994,851.42
Non-cash Expenses		15,513,216.85
Financial Expenses		1,800.00
Current Operating Expenses		40,627,977.07
Surplus (Deficit) from Current Operation		65,623,694.96
Add (Deduct):		
Transfers, Assistance and Subsidy From		
Transfers, Assistance and Subsidy To		(11,163,399.53)
Surplus(Deficit) for the period		54,460,295.43

Prepared by:


CHRISTIAN JOY A. FAUSTINO
Admin Assistant II

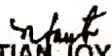
Certified Correct;


EVANGELINE P. CRUZ, CPA
City Accountant


Republic of the Philippines
City Government of Navotas
Special Education Fund
Statement of Condensed Cash Flows
For the Month Ended AUGUST 31, 2021

	2021
Cash Flows from Operating Activities	
<i>Cash Inflows</i>	
Collection from taxpayers	97,135,699.65
Interest Income	30,897.27
Other Receipts	235,555.60
Total Cash Inflows	97,402,152.52
<i>Cash Outflows</i>	
Payment of expenses	
Payments to suppliers and creditors	29,340,338.13
Payments to employees	17,206,787.29
Interest Expense	
Other Expenses	11,168,202.53
Total Cash Outflows	57,715,327.95
Net Cash Flows from Operating Activities	39,686,824.57
Cash Flows from Investing Activities	
<i>Cash Inflows</i>	
Proceeds from Sale/Disposal of Property, Plant and Equipment	-
Total Cash Inflows	-
<i>Cash Outflows</i>	
Purchase/Construction of Investment Property	
Purchase/Construction of Property, Plant and Equipment	18,372,413.46
Investment	
Purchase of Bearer Biological Assets	-
Purchase of Intangible Assets	-
Grant of Loans	-
Total Cash Outflows	18,372,413.46
Net Cash Flows from Investing Activities	(18,372,413.46)
Cash Flows from Financing Activities	
<i>Cash Inflows</i>	
Erroneous Deposit	-
Proceeds from Loans	-
Total Cash Inflows	-
<i>Cash Outflows</i>	
Erroneous Deposit	
Retirement/Redemption of debt securities	-
Payment of loan amortization	-
Total Cash Outflows	-
Net Cash Flows from Financing Activities	-
Total Cash Provided by Operating, Investing and Financing Activities	21,314,411.11
Add: Cash at the Beginning of the year	117,623,328.77
Cash Balance at the End of the Year	138,937,739.88

Prepared by:


CHRISTIAN JOY A. FAUSTINO
 Admin Assistant II

Certified Correct;


EVANGELINE P. CRUZ, CPA
 City Accountant