



REPUBLIC OF THE PHILIPPINES
CITY GOVERNMENT OF NAVOTAS
Mariano Naval Street, Navotas City

Office of the City Accountant

June 24, 2019

MS. SUDI G. VALENCIA
City Director - DILG Navotas

MS. MA. IRISH ALOHA D. CUBILLAN
Acting Public Information Officer

MR. RENATO REYES
Acting MIS Chief


Dear Ms. Valencia, Ms. Cubillan and Mr. Reyes

In compliance to the full disclosure order, transparency and Seal of Good Housekeeping respectfully forwarded herewith for posting in the official Website of the City Government (MIS) and designated Bulletin Board for the Purpose (PIO), the attached copies of the Report of **TRUST FUND** for the month of **APRIL 2019**, to wit:

- **Statement of Financial Position**
- **Statement of Cash Flow**

For your immediate appropriate action.

Very truly yours,


EVANGELINE P. CRUZ, CPA
City Accountant

Republic of the Philippines
City Government of Navotas
Statement of Financial Position - Trust Fund
For the Year Ended April 30, 2019

ASSETS

Current Assets

Cash and Cash Equivalents	114,673,966.18
Receivables	2,291,353.88
Inventories	-
Prepayments and Deferred Charges	2,279,955.11
Total Current Assets	119,245,275.17

Non-Current Assets

Property, Plant and Equipment	5,673,541.18
Total Non-Current Assets	5,673,541.18

Total Assets	124,918,816.35
---------------------	-----------------------

LIABILITIES

Current Liabilities

Financial Liabilities	
Inter-Agency Payables	30,699,652.24
Intra-Agency Payables	6,761,171.13
Trust Liabilities	44,422,105.58
Total Current Liabilities	81,882,928.95

Non-Current Liabilities


Other Payables	46,188,862.35
Total Non-Current Liabilities	128,071,791.30

NET ASSETS/EQUITY

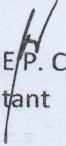
Government Equity	(3,152,974.95)
-------------------	----------------

Total Liabilities	124,918,816.35
--------------------------	-----------------------

Prepared by:


MYRA C. NICOLAS
Administrative Officer II

Certified Correct:


EVANGELINE P. CRUZ, CPA
City Accountant

Republic of the Philippines
City Government of Navotas
Statement of Cash Flows- Trust Fund
For the Year Ended April 30, 2019

Cash Flows from Operating Activities

Cash Inflows

Interest Income

17,917.31

Other Receipts

50,390,498.61

Total Cash Inflows

50,408,415.92

Cash Outflows

Payments

To suppliers and creditors

10,942,421.10

Other Expenses

4,172,306.72

Total Cash Outflows

15,114,727.82

Net Cash Flows from Operating Activities

35,293,688.10

Cash Flows from Investing Activities

Cash Inflows

Proceeds from Sale of Investment Property

Total Cash Inflows

-

Cash Outflows

Purchase/Construction of PPE

Total Cash Outflows

-

Net Cash Flows from Investing Activities

-

Cash Flows from Financing Activities

Cash Inflows

Proceeds from Issuance of Bonds

Total Cash Inflows

-

Cash Outflows

Payment of Loan Amortization

Total Cash Outflows

-

Net Cash Flows from Financing Activities

35,293,688.10


**Total Cash Provided by Operating, Investing
Financing Activities**

Add: Cash at the Beginning of the period
Cash Balance at the End of the period


79,380,278.08

114,673,966.18

Prepared by:


MYRA C. NICOLAS
Administrative Officer II

Certified Correct:


EVANGELINE P. CRUZ, CPA
City Accountant