



REPUBLIC OF THE PHILIPPINES
CITY GOVERNMENT OF NAVOTAS
Mariano Naval Street, Navotas City

Office of the City Accountant

OCTOBER 11, 2023

MS. JENIFER G GALORPORT, CESE
DILG City Director

MS. MARIA IRISH ALOHA CUBILLAN
Public Information Officer

MR. RENATO REYES
ICTO Chief

Dear Ms Galorport, Ms. Cubillan and Mr. Reyes:

In compliance to the full disclosure order, transparency and Seal of Good Housekeeping respectfully forwarded herewith for posting in the official Website of the City Government (MIS) and designated Bulletin Board for the purpose (PIO), the attached copies and soft copies of the Report of **SPECIAL EDUCATION FUND** for the month of **SEPTEMBER 2023** to wit:

- **STATEMENT OF FINANCIAL POSITION**
- **STATEMENT OF FINANCIAL PERFORMANCE**
- **STATEMENT OF CASH FLOW**

For your immediate and appropriate action.


Very truly yours,

NEVANGELINE P. CRUZ, CPA
City Accountant


CITY GOVERNMENT OF NAVOTAS
SPECIAL EDUCATION FUND
STATEMENT OF FINANCIAL POSITION
AS OF SEPTEMBER 30, 2023

ASSETS	SEPTEMBER 30 2023
Current Assets	
Cash & Cash Equivalents	75,529,571.68
Investments	3,868,069.74
Receivables	109,352,663.61
Inventories	5,107,664.76
Prepayments & Deferred Charges	1,804,617.13
Total Current Assets	195,662,586.92
Non-current Assets	
Property, Plant, & Equipment	210,497,035.55
Total Noncurrent Assets	210,497,035.55
TOTAL ASSETS	406,159,622.47
LIABILITIES	
Current Liabilities	
Financial Liabilities	3,339,390.87
Inter-Agency Payables	88,278.25
Intra- Agency Payables	1,236,723.81
Trust Liabilities	419,958.76
Deferred Special Education Tax Income	109,514,106.14
Other Payables	-
Total Current Liabilities	114,598,457.83
Total Noncurrent Liabilities	-
TOTAL LIABILITIES	114,598,457.83
NET ASSETS/EQUITY	
Government Equity	<u>291,561,164.64</u>
TOTAL LIABILITIES AND NET ASSETS/EQUITY	<u>406,159,622.47</u> (0.00)

Prepared By:


CHRISTIAN JOY A. FAUSTINO
Accounting Clerk III


Certified Correct:


EVANGELINE P. CRUZ, CPA
City Accountant


CITY GOVERNMENT OF NAVOTAS
SPECIAL EDUCATION FUND
STATEMENT OF FINANCIAL PERFORMANCE
AS OF SEPTEMBER 30, 2023

	SEPTEMBER 30 2023
INCOME	
Tax Revenue	113,289,808.26
Service & Business Income	27,864.44
Shares, Grants & Donation	133,725.00
Total Income	113,451,397.70
CURRENT OPERATING EXPENSES	
Personnel Services	876,714.84
Maintenance & Other Operating Expenses	33,461,803.35
Financial Expenses	1,800.00
Non-cash Expenses	13,802,384.78
Total Current Operating Expenses	48,142,702.97
Surplus from Current Operations	65,308,694.73
Transfers, Assistance, & Subsidies to	(15,214,901.83)
SURPLUS FOR THE PERIOD	50,093,792.90

Prepared By:


CHRISTIAN JOY A. FAUSTINO
Accounting Clerk III


Certified Correct:


EVANGELINE P. CRUZ, CPA
City Accountant


CITY GOVERNMENT OF NAVOTAS
SPECIAL EDUCATION FUND
STATEMENT OF CASH FLOWS
AS OF SEPTEMBER 30, 2023

	SEPTEMBER 30 2023
CASH FLOWS FROM OPERATING ACTIVITIES	
Cash Inflows	
Collections from taxpayers	102,536,835.00
Receipts from business/service income	-
Interest Income	27,864.44
Other Receipts	194,906.49
Total Cash Inflows from Operating Activities	102,759,605.93
Cash Outflows	
Payment of expenses	-
Payment to suppliers & creditors	33,775,861.88
Payment to employees	22,361,005.35
Other expenses	20,209,156.49
Total Cash Outflows from Operating Activities	76,346,023.72
Net Cash Flows from Operating Activities	26,413,582.21
CASH FLOWS FROM INVESTING ACTIVITIES	
Cash Outflows	
Acquisition of Property, Plant, & Equipment	16,365,933.01
Total Cash Outflows from Investing Activities	16,365,933.01
Net Increase in Cash	10,047,649.20
Cash Balance at the beginning of the year	65,481,922.48
Cash Balance as of SEPTEMBER 30, 2023	75,529,571.68

Prepared By:


CHRISTIAN JOY A. FAUSTINO
 Accounting Clerk III

Certified Correct:


EVANGELINE P. CRUZ, CPA
 City Accountant