



REPUBLIC OF THE PHILIPPINES  
**CITY GOVERNMENT OF NAVOTAS**  
Mariano Naval Street, Navotas City

## *Office of the City Accountant*

**MAY 19, 2021**

**MS. SUDI G. VALENCIA**  
City Director- DILG Navotas

**MS. MA. IRISH ALOHA D. CUBILLAN**  
Public Information Officer

**MR. RENATO REYES**  
ICTO Chief

**Dear Ms. Valencia, Ms. Cubillan and Mr. Reyes**

In compliance to the full disclosure order, transparency and Seal of Good Housekeeping respectfully forwarded herewith for posting in the official Website of the City Government (MIS) and designated Bulletin Board for the Purpose (PIO), the attached copies of the Report of **SPECIAL EDUCATION FUND** for the month of **JANUARY 2021** to wit:

- **Statement of Financial Position**
- **Statement of Financial Performance**
- **Statement of Cash Flow**

For your immediate appropriate action.


Very truly yours,

**EVANGELINE P. CRUZ, CPA**  
*City Accountant*

Republic of the Philippines  
City Government of Navotas  
Special Education Fund  
Statement of Financial Position  
As of JANUARY 31, 2021

	2021
<b>ASSETS</b>	
<i>Current Assets</i>	
Cash and Cash Equivalents	106,466,260.94
Investments	4,132,907.67
Receivables	159,515,228.55
Inventories	7,414,800.00
Prepayments and Deferred Charges	207.60
<b>Total Current Assets</b>	<b>277,529,404.76</b>
<i>Non-Current Assets</i>	
Property, Plant and Equipment	186,180,565.39
<b>Total Non-Current Assets</b>	<b>186,180,565.39</b>
<b>Total Assets</b>	<b>463,709,970.15</b>
<b>LIABILITIES</b>	
<i>Current Liabilities</i>	
Financial Liabilities	3,048,868.71
Inter-Agency Payables	1,835,492.52
Intra-Agency Payables	494,074.16
Trust Liabilities	379,928.05
Deferred Credits/Unearned Income	159,157,196.79
<b>Total Current Liabilities</b>	<b>164,915,560.23</b>
<i>Non-Current Liabilities</i>	
Other Payables	50,000.00
<b>Total Non-Current Liabilities</b>	<b>50,000.00</b>
<b>Total Liabilities</b>	<b>164,965,560.23</b>
<b>NET ASSETS/EQUITY</b>	
Government Equity	298,744,409.92
<b>Total Liabilities and Net Assets/Equity</b>	<b>463,709,970.15</b>

Prepared by:

  
**CHRISTIAN JOY A. FAUSTINO**  
Admin Assistant II

Certified Correct;

  
**EVANGELINE P. CRUZ, CPA**  
City Accountant




**Republic of the Philippines**  
**City Government of Navotas**  
**Special Education Fund**  
**Statement of Financial Performance**  
**For the month ended JANUARY 31, 2021**

		2021
<b>Revenue</b>		
Tax Revenue		23,999,496.40
Service and Business Income		
<b>Total Revenue</b>		<b>23,999,496.40</b>
<b>Less: Current Operating Expenses</b>		
Personnel Services		127,283.12
Maintenance and Other Operating Expenses		1,732,944.62
Non-cash Expenses		1,723,552.80
Financial Expenses		
<b>Current Operating Expenses</b>		<b>3,583,780.54</b>
<b>Surplus (Deficit) from Current Operation</b>		<b>20,415,715.86</b>
Add (Deduct):		
Transfers, Assistance and Subsidy From		
Transfers, Assistance and Subsidy To		
<b>Surplus(Deficit) for the period</b>		<b>20,415,715.86</b>

Prepared by:

  
**CHRISTIAN JOY A. FAUSTINO**  
 Admin Assistant II


Certified Correct;

  
**EVANGELINE P. CRUZ, CPA**  
 City Accountant

Republic of the Philippines  
 City Government of Navotas  
 Special Education Fund  
 Statement of Condensed Cash Flows  
 For the Month Ended JANUARY 31, 2021

		2021
<b>Cash Flows from Operating Activities</b>		
<i>Cash Inflows</i>		
Collection from taxpayers		14,914,421.29
Interest Income		
Other Receipts		12,994.64
<b>Total Cash Inflows</b>		14,927,415.93
<i>Cash Outflows</i>		
Payment of expenses		
Payments to suppliers and creditors		
Payments to employees		1,871,415.92
Interest Expense		24,213,067.84
Other Expenses		
<b>Total Cash Outflows</b>		26,084,483.76
<b>Net Cash Flows from Operating Activities</b>		(11,157,067.83)
<b>Cash Flows from Investing Activities</b>		
<i>Cash Inflows</i>		
Proceeds from Sale/Disposal of Property, Plant and Equipment		
<b>Total Cash Inflows</b>		-
<i>Cash Outflows</i>		
Purchase/Construction of Investment Property		
Purchase/Construction of Property, Plant and Equipment		
Investment		-
Purchase of Bearer Biological Assets		-
Purchase of Intangible Assets		-
Grant of Loans		-
<b>Total Cash Outflows</b>		-
<b>Net Cash Flows from Investing Activities</b>		-
<b>Cash Flows from Financing Activities</b>		
<i>Cash Inflows</i>		
Proceeds from Issuance of Bonds		-
Proceeds from Loans		-
<b>Total Cash Inflows</b>		-
<i>Cash Outflows</i>		
Payment of Long-Term Liabilities		-
Retirement/Redemption of debt securities		-
Payment of loan amortization		-
<b>Total Cash Outflows</b>		-
<b>Net Cash Flows from Financing Activities</b>		-
<b>Total Cash Provided by Operating, Investing and Financing Activities</b>		(11,157,067.83)
<b>Add: Cash at the Beginning of the year</b>		117,623,328.77
<b>Cash Balance at the End of the Year</b>		106,466,260.94

Prepared by:

  
**CHRISTIAN JOY A. FAUSTINO**  
 Admin Assistant II

Certified Correct;

  
**EVANGELINE P. CRUZ, CPA**  
 City Accountant