



July 15, 2020

**MS SUDI G. VALENCIA**

City Director DILG - Navotas

**MS MARIA IRISH ALOHA CUBILLAN**

Public Information Officer (Bulletin Board of Navotas City Hall/NPC/Navotas  
Lying In)

**MR RENATO REYES**

ICTO Head

**MR DENNIS DELA PAZ**

Encoder DILG - Portal


**Dear Sir and Colleague,**

Respectfully forwarded herewith are the Reports of Local Disaster Risk Reduction and Management Fund Utilization for the months of January to May 2020. Relative thereto, in aid of transparency and accountability, may we request for the posting of the Report in the Bulletin Board and various conspicuous places in the City (PIO) and Official Website of the City Government (MIS).

Please acknowledge receipt.

Thank you very much.

Respectfully yours,

  
**EVANGELINE P. CRUZ, CPA**  
City Accountant

Cc: Mayor's Office/COA/  
LDRMO



**LOCAL DISASTER RISK REDUCTION AND MANAGEMENT FUND UTILIZATION**

**As of January 31, 2020**

**City of Navotas**

Particulars	LDRRMF		Total		NDRRMF	From Other Sources	TRUST FUND	Total
	Quick Response Fund (QRF)	Mitigation Fund 70%						
		Current		Continuing				
		Appropriations		Appropriations				
<b>A. Sources of Funds:</b>								
Current Appropriations	22,513,441.00	52,531,361.00	<b>75,044,802.00</b>					<b>75,044,802.00</b>
Continuing Appropriations	-		-	33,048,640.15				<b>33,048,640.15</b>
Prev Year's Approp transferred to the Special Tust Fund	-		-				26,278,581.76	<b>26,278,581.76</b>
2019			-				25,120,841.42	<b>25,120,841.42</b>
Transfer/Grants	-		-					-
<b>Total Funds Available</b>	<b>22,513,441.00</b>	<b>52,531,361.00</b>	<b>75,044,802.00</b>	<b>33,048,640.15</b>	-	-	<b>51,399,423.18</b>	<b>159,492,865.33</b>
<b>B. Utilization : Current Appropriations</b>								
<b>MOOE</b>								
Training Expenses			-					-
Food Expenses			-					-
Other Supplies Expense	1,282,000.00		<b>1,282,000.00</b>					<b>1,282,000.00</b>
Welfare Goods Expense	375,000.00		<b>375,000.00</b>					<b>375,000.00</b>
Medical, Dental and Laboratory Supplies	299,906.40		<b>299,906.40</b>					<b>299,906.40</b>
Representation Expenses			-					-
Flood Control Projects			-					-
Rep. & Maint. - Furnitures and Fixtures			-					-
Rep. & Maint. - Road Networks			-					-
Rep. & Maint. - Motor Vehicles			-					-
Rep. & Maint. - Other Infra. Assets			-					-
Rep. & Maint. - Other Machinery & Equipt.			-					-
Donations	500,000.00		<b>500,000.00</b>					<b>500,000.00</b>
<b>CAPITAL OUTLAY</b>			-					-
Furnitures & Fixtures			-					-
Communication Equipment			-					-
Construction and Heavy Equipment			-					-
Disaster Response and Rescue Equipment			-					-
Medical, Dental and Laboratory Equipment	-		-					-
Water Craft	-		-					-




Particulars	LDRRMF		Total		NDRRMF	From Other Sources	TRUST FUND	Total
	Quick Response Fund (QRF)	Mitigation Fund 70%						
Other Property, Plant & Equipment	-		-					-
Other Machinery & Equipment			-					-
Other Infrastructure Assets			-					-
Flood Control System			-					-
Road Networks			-					-
			-					-
<b>B 1. TRUST FUND Utilization</b>			-					-
<b>MOOE</b>			-					-
Rep. & Maint. - Infrastructures Assets			-					-
Other Infrastructures Assets			-					-
			-					-
<b>CAPITAL OUTLAY</b>			-					-
Road Networks			-					-
Disaster Response and Rescue Equipment			-					-
Motor Vehicle			-					-
Other Structures			-					-
Communication Equipment			-					-
Furnitures & Fixtures			-					-
Other Infrastructure Assets			-					-
Other Machinery & Equipment			-					-
<b>Total Utilization</b>	<b>2,456,906.40</b>	<b>-</b>	<b>2,456,906.40</b>	<b>-</b>	<b>-</b>	<b>-</b>	<b>-</b>	<b>2,456,906.40</b>
<b>Unutilized Balance</b>	<b>20,056,534.60</b>	<b>52,531,361.00</b>	<b>72,587,895.60</b>	<b>33,048,640.15</b>	<b>-</b>	<b>-</b>	<b>51,399,423.18</b>	<b>157,035,958.93</b>

Certified Correct:

EVANGELINE P. CRUZ, CPA  
City Accountant

Prepared By:



Leah T. Castolo  
Senior Administrative Asst. 1



**LOCAL DISASTER RISK REDUCTION AND MANAGEMENT FUND UTILIZATION**

As of February 29, 2020

City of Navotas

Particulars	LDRRMF		Total		NDRRMF	From Other Sources	TRUST FUND	Total
	Quick Response Fund (QRF)	Mitigation Fund 70%						
		Current Appropriations		Continuing Appropriations				
<b>A. Sources of Funds:</b>								
Current Appropriations	22,513,441.00	52,531,361.00	75,044,802.00					75,044,802.00
Continuing Appropriations	-		-	33,048,640.15				33,048,640.15
Prev Year's Approp transferred to the Special Tust Fund	-		-				26,278,581.76	26,278,581.76
2019			-				25,120,841.42	25,120,841.42
Transfer/Grants	-		-					-
<b>Total Funds Available</b>	<b>22,513,441.00</b>	<b>52,531,361.00</b>	<b>75,044,802.00</b>	<b>33,048,640.15</b>	<b>-</b>	<b>-</b>	<b>51,399,423.18</b>	<b>159,492,865.33</b>
<b>B. Utilization : Current Appropriations</b>								
<b>MOOE</b>								
Training Expenses			-					-
Food Expenses			-					-
Other Supplies Expense	1,282,000.00		1,282,000.00					1,282,000.00
Welfare Goods Expense	375,000.00		375,000.00					375,000.00
Medical, Dental and Laboratory Supplies	299,906.40		299,906.40					299,906.40
Representation Expenses			-					-
Flood Control Projects			-					-
Rep. & Maint. - Furnitures and Fixtures			-					-
Rep. & Maint. - Road Networks			-					-
Rep. & Maint. - Motor Vehicles			-					-
Rep. & Maint. - Other Infra. Assets			-					-
Rep. & Maint. - Other Machinery & Equipt.			-					-
Donations	500,000.00		500,000.00					500,000.00
<b>CAPITAL OUTLAY</b>								
Furnitures & Fixtures			-					-
Communication Equipment			-					-
Construction and Heavy Equipment			-					-
Disaster Response and Rescue Equipment			-					-
Medical, Dental and Laboratory Equipment	-		-					-
Water Craft	-		-					-



Particulars	LDRRMF		Total		NDRRMF	From Other Sources	TRUST FUND	Total
	Quick Response Fund (QRF)	Mitigation Fund 70%						
Other Property, Plant & Equipment	-		-					-
Other Machinery & Equipment			-					-
Other Infrastructure Assets			-					-
Flood Control System			-					-
Road Networks			-					-
			-					-
<b>B 1. TRUST FUND Utilization</b>			-					-
<b>MOOE</b>			-					-
Rep. & Maint. - Infrastructures Assets			-					-
Other Infrastructures Assets			-					-
			-					-
<b>CAPITAL OUTLAY</b>			-					-
Road Networks			-					-
Disaster Response and Rescue Equipment			-					-
Motor Vehicle			-					-
Other Structures			-					-
Communication Equipment			-					-
Furnitures & Fixtures			-					-
Other Infrastructure Assets			-					-
Other Machinery & Equipment			-					-
<b>Total Utilization</b>	<b>2,456,906.40</b>	<b>-</b>	<b>2,456,906.40</b>	<b>-</b>	<b>-</b>	<b>-</b>	<b>-</b>	<b>2,456,906.40</b>
<b>Unutilized Balance</b>	<b>20,056,534.60</b>	<b>52,531,361.00</b>	<b>72,587,895.60</b>	<b>33,048,640.15</b>	<b>-</b>	<b>-</b>	<b>51,399,423.18</b>	<b>157,035,958.93</b>

Certified Correct:

EVANGELINE P. CRUZ, CPA  
City Accountant

Prepared By:



Leah T. Castolo  
Senior Administrative Asst. 1



**LOCAL DISASTER RISK REDUCTION AND MANAGEMENT FUND UTILIZATION**

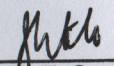
**As of March 31, 2020**


**City of Navotas**

Particulars	LDRRMF		Total		NDRRMF	From Other Sources	TRUST FUND	Total
	Quick Response Fund (QRF)	Mitigation Fund 70%						
		Current		Continuing				
		Appropriations		Appropriations				
<b>A. Sources of Funds:</b>								
Current Appropriations	22,513,441.00	52,531,361.00	<b>75,044,802.00</b>					<b>75,044,802.00</b>
Continuing Appropriations	-		-	33,048,640.15				<b>33,048,640.15</b>
Prev Year's Approp transferred to the Special Tust Fund	-		-				26,278,581.76	<b>26,278,581.76</b>
2019			-				25,120,841.42	<b>25,120,841.42</b>
Transfer/Grants	-		-					-
<b>Total Funds Available</b>	<b>22,513,441.00</b>	<b>52,531,361.00</b>	<b>75,044,802.00</b>	<b>33,048,640.15</b>	-	-	<b>51,399,423.18</b>	<b>159,492,865.33</b>
<b>B. Utilization : Current Appropriations</b>								
<b>MOOE</b>								
Training Expenses			-					-
Food Expenses			-					-
Other Supplies Expense	1,282,000.00		<b>1,282,000.00</b>					<b>1,282,000.00</b>
Welfare Goods Expense	375,000.00		<b>375,000.00</b>					<b>375,000.00</b>
Medical, Dental and Laboratory Supplies	299,906.40		<b>299,906.40</b>					<b>299,906.40</b>
Representation Expenses			-					-
Flood Control Projects			-					-
Rep. & Maint. - Furnitures and Fixtures			-					-
Rep. & Maint. - Road Networks			-					-
Rep. & Maint. - Motor Vehicles			-					-
Rep. & Maint. - Other Infra. Assets			-					-
Rep. & Maint. - Other Machinery & Equipt.			-					-
Donations	500,000.00		<b>500,000.00</b>					<b>500,000.00</b>
<b>CAPITAL OUTLAY</b>			-					-
Furnitures & Fixtures			-					-
Communication Equipment			-					-
Construction and Heavy Equipment			-					-
Disaster Response and Rescue Equipment			-					-
Medical, Dental and Laboratory Equipment	-		-					-
Water Craft	-		-					-



Particulars	LDRRMF		Total		NDRRMF	From Other Sources	TRUST FUND	Total
	Quick Response Fund (QRF)	Mitigation Fund 70%						
Other Property, Plant & Equipment	-		-					-
Other Machinery & Equipment			-					-
Other Infrastructure Assets			-					-
Flood Control System			-					-
Road Networks			-					-
			-					-
B 1. TRUST FUND Utilization			-					-
MOOE			-					-
Rep. & Maint. - Infrastructures Assets			-					-
Other Infrastructures Assets			-					-
			-					-
CAPITAL OUTLAY			-					-
Road Networks			-					-
Disaster Response and Rescue Equipment			-					-
Motor Vehicle			-					-
Other Structures			-					-
Communication Equipment			-					-
Furnitures & Fixtures			-					-
Other Infrastructure Assets			-					-
Other Machinery & Equipment			-					-
Total Utilization	2,456,906.40	-	2,456,906.40	-	-	-	-	2,456,906.40
Unutilized Balance	20,056,534.60	52,531,361.00	72,587,895.60	33,048,640.15	-	-	51,399,423.18	157,035,958.93

Prepared By:   
 Leah T. Castolo  
 Senior Administrative Asst. 1

Certified Correct:  
  
 EVANGELINE P. CRUZ, CPA  
 City Accountant



**LOCAL DISASTER RISK REDUCTION AND MANAGEMENT FUND UTILIZATION**

As of April 30, 2020

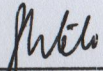
City of Navotas

Particulars	LDRRMF		Total		NDRRMF	From Other Sources	TRUST FUND	Total
	Quick Response Fund (QRF)	Mitigation Fund 70%						
		Current		Continuing				
		Appropriations		Appropriations				
<b>A. Sources of Funds:</b>								
Current Appropriations	22,513,441.00	52,531,361.00	75,044,802.00					75,044,802.00
Continuing Appropriations	-		-	33,048,640.15				33,048,640.15
Prev Year's Approp transferred to the Special Tust Fund	-		-				26,278,581.76	26,278,581.76
2019			-				25,120,841.42	25,120,841.42
Transfer/Grants	-		-					-
<b>Total Funds Available</b>	<b>22,513,441.00</b>	<b>52,531,361.00</b>	<b>75,044,802.00</b>	<b>33,048,640.15</b>	<b>-</b>	<b>-</b>	<b>51,399,423.18</b>	<b>159,492,865.33</b>
<b>B. Utilization : Current Appropriations</b>								
<b>MOOE</b>								
Training Expenses			-					-
Food Expenses			-					-
Other Supplies Expense	1,282,000.00		1,282,000.00					1,282,000.00
Welfare Goods Expense	2,875,000.00		2,875,000.00					2,875,000.00
Medical, Dental and Laboratory Supplies	299,906.40		299,906.40					299,906.40
Representation Expenses			-					-
Flood Control Projects			-					-
Rep. & Maint. - Furnitures and Fixtures			-					-
Rep. & Maint. - Road Networks			-					-
Rep. & Maint. - Motor Vehicles			-					-
Rep. & Maint. - Other Infra. Assets			-					-
Rep. & Maint. - Other Machinery & Equipt.			-					-
Donations	500,000.00		500,000.00					500,000.00
<b>CAPITAL OUTLAY</b>			-					-
Furnitures & Fixtures			-					-
Communication Equipment			-					-
Construction and Heavy Equipment			-					-
Disaster Response and Rescue Equipment			-					-
Medical, Dental and Laboratory Equipment	-		-					-
Water Craft	-		-					-




Other Property, Plant & Equipment	-		-					-
Other Machinery & Equipment			-					-
Other Infrastructure Assets			-					-
Flood Control System			-					-
Road Networks			-					-
			-					-
<b>B 1. TRUST FUND Utilization</b>			-					-
<i>MOOE</i>			-					-
Rep. & Maint. - Infrastructures Assets			-					-
Other Infrastructures Assets			-					-
			-					-
<b>CAPITAL OUTLAY</b>			-					-
Road Networks			-					-
Disaster Response and Rescue Equipment			-					-
Motor Vehicle			-					-
Other Structures			-					-
Communication Equipment			-					-
Furnitures & Fixtures			-					-
Other Infrastructure Assets			-					-
Other Machinery & Equipment			-					-
<b>Total Utilization</b>	<b>4,956,906.40</b>	<b>-</b>	<b>4,956,906.40</b>	<b>-</b>	<b>-</b>	<b>-</b>	<b>-</b>	<b>4,956,906.40</b>
<b>Unutilized Balance</b>	<b>17,556,534.60</b>	<b>52,531,361.00</b>	<b>70,087,895.60</b>	<b>33,048,640.15</b>	<b>-</b>	<b>-</b>	<b>51,399,423.18</b>	<b>154,535,958.93</b>

Prepared By:



Leah T. Castolo  
Senior Administrative Asst. 1

Certified Correct:



EVANGELINE P. CRUZ, CPA  
City Accountant



LOCAL DISASTER RISK REDUCTION AND MANAGEMENT FUND UTILIZATION

As of May 31, 2020

City of Navotas

Particulars	LDRRMF		Total		NDRRMF	From Other Sources	TRUST FUND	Total
	Quick Response Fund (QRF)	Mitigation Fund 70%						
		Current Appropriations		Continuing Appropriations				
<b>A. Sources of Funds:</b>								
Current Appropriations	22,513,441.00	52,531,361.00	75,044,802.00					75,044,802.00
Continuing Appropriations	-		-	33,048,640.15				33,048,640.15
Prev Year's Approp transferred to the Special Trust Fund	-		-					-
2019							26,278,581.76	26,278,581.76
Transfer/Grants	-		-				25,120,841.42	25,120,841.42
<b>Total Funds Available</b>	<b>22,513,441.00</b>	<b>52,531,361.00</b>	<b>75,044,802.00</b>	<b>33,048,640.15</b>	<b>-</b>	<b>-</b>	<b>51,399,423.18</b>	<b>159,492,865.33</b>
<b>B. Utilization : Current Appropriations</b>								
<b>MOOE</b>								
Training Expenses			-					-
Food Expenses			-					-
Other Supplies Expense	1,282,000.00		1,282,000.00					1,282,000.00
Welfare Goods Expense	2,875,000.00		2,875,000.00					2,875,000.00
Medical, Dental and Laboratory Supplies	299,906.40	3,019,388.00	3,319,294.40					3,319,294.40
Representation Expenses			-					-
Flood Control Projects			-					-
Rep. & Maint. - Furnitures and Fixtures			-					-
Rep. & Maint. - Road Networks			-					-
Rep. & Maint. - Motor Vehicles			-					-
Rep. & Maint. - Other Infra. Assets			-					-
Rep. & Maint. - Other Machinery & Equipmt.			-					-
Donations	500,000.00		500,000.00					500,000.00
<b>CAPITAL OUTLAY</b>								
Furnitures & Fixtures			-					-
Communication Equipment			-					-
Construction and Heavy Equipment			-					-
Disaster Response and Rescue Equipment			-					-
Medical, Dental and Laboratory Equipment	-		-					-
Water Craft	-		-					-



Other Property, Plant & Equipment	-								-
Other Machinery & Equipment									-
Other Infrastructure Assets									-
Flood Control System									-
Road Networks									-
									-
B 1. TRUST FUND Utilization									-
MOOE									-
Rep. & Maint. - Infrastructures Assets									-
Other Infrastructures Assets									-
									-
CAPITAL OUTLAY									-
Road Networks									-
Disaster Response and Rescue Equipment									-
Motor Vehicle									-
Other Structures									-
Communication Equipment									-
Furnitures & Fixtures									-
Other Infrastructure Assets									-
Other Machinery & Equipment									-
Total Utilization	4,956,906.40	3,019,388.00	7,976,294.40	-	-	-	-	-	7,976,294.40
Unutilized Balance	17,556,534.60	49,511,973.00	67,068,507.60	33,048,640.15	-	-	51,399,423.18	-	151,516,570.93

Certified Correct:

EVANGELINE R. CRUZ, CPA  
City Accountant

Prepared By:

*Leah T. Castolo*  
Leah T. Castolo  
Senior Administrative Asst. 1