





Republic of the Philippines  
 CITY GOVERNMENT of NAVOTAS  
 OFFICE OF THE CITY ACCOUNTANT  
 1052 Mariano Naval Street, Navotas City 1485



February 8, 2024



**MR PERCIVAL I. ARLOS**  
 OIC – Supervising Auditor

**MS JENIFER G. GALORPORT, CESE**  
 City Director DILG – Navotas

**MR VONNE B. VILLANUEVA, MASDS,Phd**  
 CDRRM Officer

**MS MARIA IRISH ALOHA CUBILLAN**  
 Public Information Officer (Bulletin Board of Navotas City Hall/NPC/Navotas  
 Lying In)

**MR RENATO REYES**  
 ICTO Head

**MR DENNIS DELA PAZ**  
 Encoder DILG – Portal

**Dear Sir and Colleague,**

Respectfully forwarded herewith is the Report of Local Disaster Risk Reduction and Management Fund Utilization for the 4<sup>th</sup> Quarter of 2023.


Relative thereto, in aid of transparency and accountability, may we request for the posting of the Report in the Bulletin Board and various conspicuous places in the City (PIO) and Official Website of the City Government (MIS).

Please acknowledge receipt.

Thank you very much.

Respectfully yours,

*8 2/8*  
**EVANGELINE P. CRUZ, CPA**  
 City Accountant



## LOCAL DISASTER RISK REDUCTION AND MANAGEMENT FUND UTILIZATION


REGION: NATIONAL CAPITAL REGION  
 PROVINCE: METRO MANILA  
 CITY/MUNICIPALITY: CITY OF NAVOTAS

CALENDAR YEAR: 2023  
 QUARTER: 4

Particulars	LDRRM Fund		NDRRM Fund	From Other LGUs	From Other Sources	TRUST FUND	Total
	Quick Response Fund (QRF) 30%	Mitigation Fund 70%					
<b>A. Sources of Funds</b>							
Current Appropriations	24,404,981.00	56,944,957.00					<b>81,349,938.00</b>
Previous Years' Appropriations Transferred to the Special Trust Fund							-
2023						7,322,413.52	<b>7,322,413.52</b>
2022						3,040,000.00	<b>3,040,000.00</b>
2021						1,532,073.21	<b>1,532,073.21</b>
2020						37,000.00	<b>37,000.00</b>
2019						32,800.76	<b>32,800.76</b>
2018						2,598,233.98	<b>2,598,233.98</b>
Transfer/Grants							
<b>Total Funds Available</b>	<b>24,404,981.00</b>	<b>56,944,957.00</b>	-	-		<b>14,562,521.47</b>	<b>95,912,459.47</b>
<b>B. Utilization</b>							
Medicines							-
Food Supplies							-
Welfare Goods Expenses		1,956,222.00				19,830.00	<b>1,976,052.00</b>
Drug and Medicines Expenses		4,875,120.00					<b>4,875,120.00</b>
Medical, Dental and Laboratory Supplies		3,431,328.00				150,000.00	<b>3,581,328.00</b>
Trainings		2,479,561.73				31,554.00	<b>2,511,115.73</b>
Animal/Zoological Supplies Expenses		442,350.00					<b>442,350.00</b>

Particulars	LDRRM Fund		NDRRM Fund	From Other LGUs	From Other Sources	TRUST FUND	Total
	Quick Response Fund (QRF) 30%	Mitigation Fund 70%					
Other Supplies & Materials		1,400,458.00				3,274,199.00	4,674,657.00
Fuel, oil and Lubricant Expenses						1,561,873.97	1,561,873.97
Representation Expenses		161,440.00					161,440.00
Donations		1,358,400.00					1,358,400.00
Communication Equipment		8,900,000.00					8,900,000.00
Information & Communication Technology Equipment						106,000.00	106,000.00
Other Land Improvements		2,494,378.45					2,494,378.45
Disaster Response and Rescue Equipment		10,449,011.71				574,000.00	11,023,011.71
Hospitals and Health Centers						3,034,498.97	3,034,498.97
Transfers to other LGUs							-
<b>Total Utilization</b>	-	<b>37,948,269.89</b>	-	-	-	<b>8,751,955.94</b>	<b>46,700,225.83</b>
<b>Unutilized Balance</b>	<b>24,404,981.00</b>	<b>18,996,687.11</b>	-	-	-	<b>5,810,565.53</b>	<b>49,212,233.64</b>

We hereby certify that we have reviewed the contents and hereby attest to the veracity and correctness of the data or information contained in this document.

  
 \_\_\_\_\_  
**EVANGELINE P. CRUZ, CPA**  
 City Accountant