



REPUBLIC OF THE PHILIPPINES
CITY GOVERNMENT OF NAVOTAS
Mariano Naval Street, Navotas City

Office of the City Accountant

APRIL 12, 2022

MS. SUDI G. VALENCIA
DILG City Director

MS. MARIA IRISH ALOHA CUBILLAN
Public Information Officer

MR. RENATO REYES
MIS Chief

Dear Ms Valencia, Ms. Cubillan & Mr. Reyes:


In compliance to the full disclosure order, transparency and Seal of Good Housekeeping respectfully forwarded herewith for posting in the official Website the soft copies of the Report of **SPECIAL EDUCATION FUND** for the month of **FEBRUARY & MARCH 2022 (1ST Quarter)** to wit:

- **Statement of Position**
- **Statement of Performance**
- **Statement of Cash Flow**

For your immediate and appropriate action.

Very truly yours,

EVANGELINE P. CRUZ, CPA
City Accountant



Republic of the Philippines
City Government of Navotas
Special Education Fund
Statement of Financial Position
As of MARCH 31, 2022

	2022
ASSETS	
<i>Current Assets</i>	
Cash and Cash Equivalents	172,824,510.56
Investments	3,868,069.74
Receivables	86,136,208.98
Inventories	-
Prepayments and Deferred Charges	409.20
Total Current Assets	262,829,198.48
<i>Non-Current Assets</i>	
Property, Plant and Equipment (Net of Depreciation)	203,433,411.55
Total Non-Current Assets	203,433,411.55
Total Assets	466,262,610.03
LIABILITIES	
<i>Current Liabilities</i>	
Financial Liabilities	22,443.45
Inter-Agency Payables	91,177.37
Intra-Agency Payables	-
Trust Liabilities	574,360.42
Deferred Credits/Unearned Income	85,908,115.52
Total Current Liabilities	86,596,096.76
<i>Non-Current Liabilities</i>	
Other Payables	50,000.00
Total Non-Current Liabilities	50,000.00
Total Liabilities	86,646,096.76
NET ASSETS/EQUITY	
Government Equity	379,616,513.27
Total Liabilities and Net Assets/Equity	466,262,610.03

Prepared by:

rfut
CHRISTIAN JOY A. FAUSTINO
Admin Assistant II

Certified Correct;

h
EVANGELINE P. CRUZ, CPA
City Accountant

Republic of the Philippines
City Government of Navotas
Special Education Fund
Statement of Financial Performance
For the month ended MARCH 31,2022

		2022
Revenue		
Tax Revenue		94,923,268.71
Service and Business Income		13,647.39
Shares, Grants and Donations		
Total Revenue		94,936,916.10
Less: Current Operating Expenses		
Personnel Services		387,630.39
Maintenance and Other Operating Expenses		7,108,742.70
Non-cash Expenses		4,717,114.63
Financial Expenses		
Current Operating Expenses		12,213,487.72
Surplus (Deficit) from Current Operation		82,723,428.38
Add (Deduct):		
Transfers, Assistance and Subsidy From		
Transfers, Assistance and Subsidy To		(3,747,342.47)
Surplus(Deficit) for the period		78,976,085.91

Prepared by:


CHRISTIAN JOY A. FAUSTINO
Admin Assistant II


Certified Correct;


EVANGELINE P. CRUZ, CPA
City Accountant


Republic of the Philippines
City Government of Navotas
Special Education Fund
Statement of Condensed Cash Flows
For the Month Ended MARCH 31, 2022

	2022
Cash Flows from Operating Activities	
Cash Inflows	
Collection from taxpayers	81,710,502.38
Interest Income	13,647.39
Other Receipts	48,531.41
Total Cash Inflows	81,772,681.18
Cash Outflows	
Payment of expenses	
Payments to suppliers and creditors	881,182.87
Payments to employees	7,323,459.77
Other Expenses	3,747,342.47
Total Cash Outflows	11,951,985.11
Net Cash Flows from Operating Activities	69,820,696.07
Cash Flows from Investing Activities	
Cash Outflows	
Purchase/Construction of Property, Plant and Equipment	659,723.96
Investment	
Purchase of Bearer Biological Assets	
Purchase of Intangible Assets	
Grant of Loans	
Total Cash Outflows	659,723.96
Net Cash Flows from Investing Activities	(659,723.96)
Cash Flows from Financing Activities	
Cash Inflows	
Erroneous Deposit	-
Proceeds from Loans	-
Total Cash Inflows	-
Cash Outflows	
Erroneous Deposit	
Retirement/Redemption of debt securities	-
Payment of loan amortization	-
Total Cash Outflows	-
Net Cash Flows from Financing Activities	-
Total Cash Provided by Operating, Investing and Financing Activities	69,160,972.11
Add: Cash at the Beginning of the year	103,663,538.45
Cash Balance at the End of the Year	172,824,510.56

Prepared by:


CHRISTIAN JOY A. FAUSTINO
Admin Assistant II

Certified Correct;


EVANGELINE P. CRUZ, CPA
City Accountant


Republic of the Philippines
City Government of Navotas
Special Education Fund
Statement of Financial Position
As of FEBRUARY 28, 2022

	2022
ASSETS	
<i>Current Assets</i>	
Cash and Cash Equivalents	120,055,116.24
Investments	3,868,069.74
Receivables	152,691,719.48
Inventories	-
Prepayments and Deferred Charges	400.60
Total Current Assets	276,615,306.06
<i>Non-Current Assets</i>	
Property, Plant and Equipment (Net of Depreciation)	205,087,774.69
Total Non-Current Assets	205,087,774.69
Total Assets	481,703,080.75
LIABILITIES	
<i>Current Liabilities</i>	
Financial Liabilities	22,443.45
Inter-Agency Payables	160,057.45
Intra-Agency Payables	-
Trust Liabilities	574,360.42
Deferred Credits/Unearned Income	152,421,015.21
Total Current Liabilities	153,177,876.53
<i>Non-Current Liabilities</i>	
Other Payables	50,000.00
Total Non-Current Liabilities	50,000.00
Total Liabilities	153,227,876.53
NET ASSETS/EQUITY	
Government Equity	328,475,204.22
Total Liabilities and Net Assets/Equity	481,703,080.75

Prepared by:


CHRISTIAN JOY A. FAUSTINO
Admin Assistant II

Certified Correct;


EVANGELINE P. CRUZ, CPA
City Accountant

Republic of the Philippines
City Government of Navotas
Special Education Fund
Statement of Financial Performance
For the month ended FEBRUARY 28,2022

		2022
Revenue		
Tax Revenue		35,092,914.53
Service and Business Income		
Shares, Grants and Donations		
Total Revenue		35,092,914.53
Less: Current Operating Expenses		
Personnel Services		230,420.26
Maintenance and Other Operating Expenses		3,964,965.92
Non-cash Expenses		3,062,751.49
Financial Expenses		
Current Operating Expenses		7,258,137.67
Surplus (Deficit) from Current Operation		27,834,776.86
Add (Deduct):		
Transfers, Assistance and Subsidy From		
Transfers, Assistance and Subsidy To		
Surplus(Deficit) for the period		27,834,776.86

Prepared by:

not
CHRISTIAN JOY A. FAUSTINO
Admin Assistant II

Certified Correct;

EVANGELINE P. CRUZ, CPA
City Accountant


Republic of the Philippines
City Government of Navotas
Special Education Fund
Statement of Condensed Cash Flows
For the Month Ended FEBRUARY 28, 2022

	2022
Cash Flows from Operating Activities	
Cash Inflows	21,880,148.20
Collection from taxpayers	
Interest Income	5,929.20
Other Receipts	21,886,077.40
Total Cash Inflows	
Cash Outflows	
Payment of expenses	684,312.68
Payments to suppliers and creditors	4,150,462.97
Payments to employees	
Other Expenses	4,834,775.65
Total Cash Outflows	17,051,301.75
Net Cash Flows from Operating Activities	
Cash Flows from Investing Activities	
Cash Outflows	659,723.96
Purchase/Construction of Property, Plant and Equipment	
Investment	
Purchase of Bearer Biological Assets	
Purchase of Intangible Assets	
Grant of Loans	
Total Cash Outflows	659,723.96
Net Cash Flows from Investing Activities	(659,723.96)
Cash Flows from Financing Activities	
Cash Inflows	
Erroneous Deposit	-
Proceeds from Loans	-
Total Cash Inflows	-
Cash Outflows	
Erroneous Deposit	-
Retirement/Redemption of debt securities	-
Payment of loan amortization	-
Total Cash Outflows	-
Net Cash Flows from Financing Activities	
Total Cash Provided by Operating, Investing and Financing Activities	16,391,577.79
Add: Cash at the Beginning of the year	103,663,538.45
Cash Balance at the End of the Year	120,055,116.24

Prepared by:


CHRISTIAN JOY A. FAUSTINO
Admin Assistant II

Certified Correct:


EVANGELINE P. CRUZ, CPA
City Accountant