



REPUBLIC OF THE PHILIPPINES  
**CITY GOVERNMENT OF NAVOTAS**  
Mariano Naval Street, Navotas City

## *Office of the City Accountant*

JANUARY 19, 2021

**MS. SUDI G. VALENCIA**  
City Director- DILG Navotas

**MS. MA. IRISH ALOHA D. CUBILLAN**  
Public Information Officer

**MR. RENATO REYES**  
ICTO Chief

Dear **Ms. Valencia, Ms. Cubillan and Mr. Reyes**

In compliance to the full disclosure order, transparency and Seal of Good Housekeeping respectfully forwarded herewith for posting in the official Website of the City Government (MIS) and designated Bulletin Board for the Purpose (PIO), the attached copies of the Report of **SPECIAL EDUCATION FUND** for the month of **NOVEMBER 2020** to wit:

- **Statement of Financial Position**
- **Statement of Financial Performance**
- **Statement of Cash Flow**

For your immediate appropriate action.

Very truly yours,


**EVANGELINE P. CRUZ, CPA**  
*City Accountant*

Republic of the Philippines  
 City Government of Navotas  
 Special Education Fund  
 Statement of Financial Position  
 As of NOVEMBER 30, 2020


	2020
<b>ASSETS</b>	
<i>Current Assets</i>	
Cash and Cash Equivalents	138,369,449.84
Investments	4,132,907.67
Receivables	62,884,408.79
Inventories	-
Prepayments and Deferred Charges	154,528.96
<b>Total Current Assets</b>	<b>205,541,295.26</b>
<i>Non-Current Assets</i>	
Property, Plant and Equipment	175,433,060.58
<b>Total Non-Current Assets</b>	<b>175,433,060.58</b>
<b>Total Assets</b>	<b>380,974,355.84</b>
<b>LIABILITIES</b>	
<i>Current Liabilities</i>	
Financial Liabilities	966,326.18
Inter-Agency Payables	1,661,698.81
Intra-Agency Payables	300,293.44
Trust Liabilities	192,462.20
Deferred Credits/Uncearned Income	65,033,704.61
<b>Total Current Liabilities</b>	<b>68,154,485.24</b>
<i>Non-Current Liabilities</i>	
Other Payables	50,000.00
<b>Total Non-Current Liabilities</b>	<b>50,000.00</b>
<b>Total Liabilities</b>	<b>68,204,485.24</b>
<b>NET ASSETS/EQUITY</b>	
Government Equity	312,769,870.60
<b>Total Liabilities and Net Assets/Equity</b>	<b>380,974,355.84</b>

0.00

Prepared by:

  
**CHRISTIAN JOY A. FAUSTINO**  
 Admin Assistant II

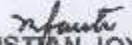
Certified Correct:

  
**EVANGELINE P. CRUZ, CPA**  
 City Accountant

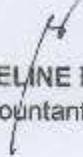
**Republic of the Philippines**  
**City Government of Navotas**  
**Special Education Fund**  
**Statement of Financial Performance**  
**For the month ended NOVEMBER 30, 2020**

	2020
<b>Revenue</b>	
Tax Revenue	106,725,671.31
Service and Business Income	99,994.16
<b>Total Revenue</b>	<b>106,825,665.47</b>
<b>Less: Current Operating Expenses</b>	
Personnel Services	1,632,930.32
Maintenance and Other Operating Expenses	43,732,575.81
Non-cash Expenses	17,695,960.36
Financial Expenses	1,800.00
<b>Current Operating Expenses</b>	<b>63,063,266.49</b>
<b>Surplus (Deficit) from Current Operation</b>	<b>43,762,398.98</b>
Add (Deduct):	
Transfers, Assistance and Subsidy From	
Transfers, Assistance and Subsidy To	(18,005,581.17)
<b>Surplus(Deficit) for the period</b>	<b>25,756,817.81</b>

Prepared by:

  
**CHRISTIAN JOY A. FAUSTINO**  
 Admin Assistant II


Certified Correct;

  
**EVANGELINE P. CRUZ, CPA**  
 City Accountant


Republic of the Philippines  
 City Government of Navotas  
 Special Education Fund  
**Statement of Condensed Cash Flows**  
 For the Month Ended NOVEMBER 30, 2020

		2020
<b>Cash Flows from Operating Activities</b>		
<i>Cash Inflows</i>		
Collection from taxpayers		102,529,148.15
Interest Income		99,994.16
Other Receipts		3,893,630.86
<b>Total Cash Inflows</b>		<b>106,522,773.17</b>
<i>Cash Outflows</i>		
Payment of expenses		-
Payments to suppliers and creditors		33,936,678.23
Payments to employees		21,805,255.79
Interest Expense		-
Other Expenses		21,381,299.55
<b>Total Cash Outflows</b>		<b>77,123,233.57</b>
<b>Net Cash Flows from Operating Activities</b>		<b>29,399,539.60</b>
<b>Cash Flows from Investing Activities</b>		
<i>Cash Inflows</i>		
Proceeds from Sale/Disposal of Property, Plant and Equipment		-
<b>Total Cash Inflows</b>		<b>-</b>
<i>Cash Outflows</i>		
Purchase/Construction of Investment Property		-
Purchase/Construction of Property, Plant and Equipment Investment		11,862,201.15
Purchase of Bearer Biological Assets		-
Purchase of Intangible Assets		-
Grant of Loans		-
<b>Total Cash Outflows</b>		<b>11,862,201.15</b>
<b>Net Cash Flows from Investing Activities</b>		<b>(11,862,201.15)</b>
<b>Cash Flows from Financing Activities</b>		
<i>Cash Inflows</i>		
Proceeds from Issuance of Bonds		-
Proceeds from Loans		-
<b>Total Cash Inflows</b>		<b>-</b>
<i>Cash Outflows</i>		
Payment of Long-Term Liabilities		-
Retirement/Redemption of debt securities		-
Payment of loan amortization		-
<b>Total Cash Outflows</b>		<b>-</b>
<b>Net Cash Flows from Financing Activities</b>		<b>-</b>
<b>Total Cash Provided by Operating, Investing and Financing Activities</b>		<b>17,537,338.45</b>
<b>Add: Cash at the Beginning of the year</b>		<b>120,832,111.39</b>
<b>Cash Balance at the End of the Year</b>		<b>138,369,449.84</b>

Prepared by:

  
**CHRISTIAN JOY A. FAUSTINO**  
 Admin Assistant II

Certified Correct:

  
**EVANGELINE P. CRUZ, CPA**  
 City Accountant