



REPUBLIC OF THE PHILIPPINES  
**CITY GOVERNMENT OF NAVOTAS**  
Mariano Naval Street, Navotas City

## *Office of the City Accountant*

DECEMBER 26, 2019

**MS. SUDI G. VALENCIA**  
City Director - DILG Navotas

**MS. MA. IRISH ALOHA D. CUBILLAN**  
Public Information Officer

**MR. RENATO REYES**  
MIS Chief

**Dear Ms. Valencia, Ms. Cubillan and Mr. Reyes**

In compliance to the full disclosure order, transparency and Seal of Good Housekeeping respectfully forwarded herewith for posting in the official Website of the City Government (MIS) and designated Bulletin Board for the Purpose (PIO), the attached copies of the Report of **SPECIAL EDUCATION FUND** for the month of **NOVEMBER 2019**, to wit:

- **Statement of Financial Position**
- **Statement of Financial Performance**
- **Statement of CashFlow**

For your immediate appropriate action.

Very truly yours,


*Evangeline P. Cruz*  
**EVANGELINE P. CRUZ, CPA**  
City Accountant



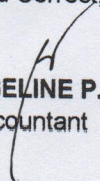
**Republic of the Philippines**  
**City Government of Navotas**  
**Special Education Fund**  
**Statement of Financial Position**  
**As of NOVEMBER 30, 2019**

		2019
<b>ASSETS</b>		
<i>Current Assets</i>		
Cash and Cash Equivalents		124,400,121.25
Investments		4,132,907.67
Receivables		73,565,429.88
Inventories		264,281.25
Prepayments and Deferred Charges		49,464.52
<b>Total Current Assets</b>		<b>202,412,204.57</b>
<i>Non-Current Assets</i>		
Property, Plant and Equipment		162,234,858.34
Biological Assets		-
Intangible Assets		-
<b>Total Non-Current Assets</b>		<b>162,234,858.34</b>
<b>Total Assets</b>		<b>364,647,062.91</b>
<b>LIABILITIES</b>		
<i>Current Liabilities</i>		
Financial Liabilities		3,094,554.06
Inter-Agency Payables		633,290.86
Intra-Agency Payables		319,056.59
Trust Liabilities		438,090.75
Deferred Credits/Unearned Income		74,399,644.08
Other Payables		50,000.00
<b>Total Current Liabilities</b>		<b>78,934,636.34</b>
<b>Total Liabilities</b>		<b>78,934,636.34</b>
<b>NET ASSETS/EQUITY</b>		
Government Equity		285,712,426.57
<b>Total Liabilities and Net Assets/Equity</b>		<b>364,647,062.91</b>

Prepared by:

  
**CHRISTIAN JOY A. FAUSTINO**  
 Admin Assistant II

Certified Correct;


  
**EVANGELINE P. CRUZ, CPA**  
 City Accountant




**Republic of the Philippines**  
**City Government of Navotas**  
**Special Education Fund**  
**Statement of Financial Performance**  
**As of NOVEMBER 30, 2019**

		2019
<b>Revenue</b>		
Tax Revenue		83,028,040.74
Service and Business Income		1,248,659.99
<b>Total Revenue</b>		<b>84,276,700.73</b>
<b>Less: Current Operating Expenses</b>		
Personnel Services		1,635,438.12
Maintenance and Other Operating Expenses		27,346,633.66
Non-cash Expenses		17,116,388.55
Financial Expenses		
<b>Current Operating Expenses</b>		<b>46,098,460.33</b>
<b>Surplus (Deficit) from Current Operation</b>		<b>38,178,240.40</b>
Add (Deduct):		
Transfers, Assistance and Subsidy From		-
Transfers, Assistance and Subsidy To		(17,518,035.83)
<b>Surplus(Deficit) for the period</b>		<b>20,660,204.57</b>

Prepared by:

  
**CHRISTIAN JOY A. FAUSTINO**  
 Admin Assistant II

Certified Correct;


  
**EVANGELINE P. CRUZ, CPA**  
 City Accountant




**Republic of the Philippines**  
**City Government of Navotas**  
**Special Education Fund**  
**Statement of Condensed Cash Flows**  
**As of NOVEMBER 30, 2019**

		2019
<b>Cash Flows from Operating Activities</b>		
<i>Cash Inflows</i>		
Collection from taxpayers		80,520,648.97
Interest Income		25,065.67
Other Receipts		104,313,221.79
<b>Total Cash Inflows</b>		184,858,936.43
<i>Cash Outflows</i>		
Payment of expenses		-
Payments to suppliers and creditors		24,909,839.15
Payments to employees		15,199,582.03
Interest Expense		
Other Expenses		22,819,643.63
<b>Total Cash Outflows</b>		62,929,064.81
<b>Net Cash Flows from Operating Activities</b>		121,929,871.62
<b>Cash Flows from Investing Activities</b>		
<i>Cash Inflows</i>		
Proceeds from Sale/Disposal of Property, Plant and Equipment		
<b>Total Cash Inflows</b>		-
<i>Cash Outflows</i>		
Purchase/Construction of Investment Property		
Purchase/Construction of Property, Plant and Equipment		29,644,212.17
Investment		
Purchase of Bearer Biological Assets		-
Purchase of Intangible Assets		-
Grant of Loans		-
<b>Total Cash Outflows</b>		29,644,212.17
<b>Net Cash Flows from Investing Activities</b>		(29,644,212.17)
<b>Cash Flows from Financing Activities</b>		
<i>Cash Inflows</i>		
Proceeds from Issuance of Bonds		-
Proceeds from Loans		-
<b>Total Cash Inflows</b>		-
<i>Cash Outflows</i>		
Payment of Long-Term Liabilities		-
Retirement/Redemption of debt securities		-
Payment of loan amortization		-
<b>Total Cash Outflows</b>		-
<b>Net Cash Flows from Financing Activities</b>		-
<b>Total Cash Provided by Operating, Investing and Financing Activities</b>		92,285,659.45
<b>Add: Cash at the Beginning of the year</b>		32,114,461.80
<b>Cash Balance at the End of the Year</b>		<b>124,400,121.25</b>

Prepared by:

  
**CHRISTIAN JOY A. FAUSTINO**  
 Admin Assistant II

Certified Correct:

  
**EVANGELINE P. CRUZ, CPA**  
 City Accountant