




Republic of the Philippines
CITY GOVERNMENT of NAVOTAS
OFFICE OF THE CITY ACCOUNTANT
1052 Mariano Naval Street, Navotas City 1485



April 20, 2022

Ms. **MARIA IRISH ALOHA D. CUBILLAN**
Public Information Officer

Mr. **RENATO REYES**
ICTO Head

This City

Dear Ms. Cubillan and Mr. Reyes,

Respectfully forwarded herewith the Statement of Income and Expense of eleven (11) barangays as of December 31, 2021 as follows:


Northbay Boulevard North
Bangkulasi
Navotas East
Navotas West
Sipac-Almacen
San Jose
Daanghari
San Roque
Tangos-South
Tanza I
Tanza II

Relatively thereto, we would like to request your respective offices to post the same in the designated bulletin boards within the City of Navotas and in the Official Website.

Your immediate preferential consideration on this matter will be highly appreciated.

Thank you very much.

Respectfully yours,


EVANGELINE P. CRUZ, CPA
City Accountant

cc: file

Republic of the Philippines
Barangay North Bay Boulevard North
City of Navotas


Statement of Financial Performance
For the Year Ended December 31, 2021
 (with comparative figures from CY2020)

	2021	2020
Revenue		
Tax Revenue	3,710,678.72	3,278,316.36
Share from Internal Revenue Collections	11,549,871.00	10,763,307.90
Share from National Wealth	-	-
Service and Business Revenue	244,572.56	84,297.06
Grants and Donations	8,040,583.45	1,492,420.00
Gains	-	-
Total Revenue	23,545,705.73	15,618,341.32
Less: Current Operating Expenses		
Personnel Services	7,362,342.66	6,584,282.91
Maintenance and Other Operating Expenses	4,524,301.22	5,916,116.92
Non-Cash Expenses	1,747,965.50	981,015.31
Financial Expenses	-	-
Current Operating Expenses	13,634,609.38	13,481,415.14
Surplus (Deficit) from Current Operation	9,911,096.35	2,136,926.18
Add (Deduct):		
Transfers, Assistance and Subsidy From	1,000.00	1,184,000.00
Transfers, Assistance and Subsidy To		
Surplus (Deficit) for the period	9,912,096.35	3,320,926.18

Prepared by:


 Romilet E. Luzande
 Administrative Officer IV

Certified correct:


 EVANGELINE P. CRUZ, CPA
 City Accountant

Republic of the Philippines
Barangay BANGKULASI
City of Navotas


Statement of Financial Performance
For the Year Ended December 31, 2021
 (with comparative figures from CY2020)

	2021	2020
Revenue		
Tax Revenue	2,721,342.55	2,401,280.11
Share from Internal Revenue Collections	7,040,826.00	6,563,241.90
Share from National Wealth	-	-
Service and Business Revenue	138,927.54	75,134.07
Grants and Donations	-	-
Gains	-	-
Total Revenue	9,901,096.09	9,039,656.08
Less: Current Operating Expenses		
Personnel Services	4,853,585.61	4,704,065.54
Maintenance and Other Operating Expenses	2,189,794.15	2,790,439.73
Non-Cash Expenses	862,049.57	949,162.85
Financial Expenses	-	-
Current Operating Expenses	7,905,429.33	8,443,668.12
Surplus (Deficit) from Current Operation	1,995,666.76	595,987.96
Add (Deduct):		
Transfers, Assistance and Subsidy From	1,000.00	11,000.00
Transfers, Assistance and Subsidy To		
Surplus (Deficit) for the period	1,996,666.76	606,987.96

Prepared by:


 Romjilet E. Luzande
 Administrative Officer IV


Certified correct:

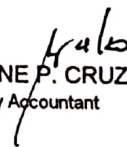

 EVANGELINE P. CRUZ, CPA
 City Accountant

Republic of the Philippines
Barangay NAVOTAS EAST
City of Navotas

Statement of Financial Performance
For the Year Ended December 31, 2021
 (with comparative figures from CY2020)

	2021	2020
Revenue		
Tax Revenue	1,907,882.74	1,665,847.09
Share from Internal Revenue Collections	2,852,812.80	2,662,209.00
Share from National Wealth	-	-
Service and Business Revenue	67,425.78	43,259.59
Grants and Donations	-	-
Gains	-	-
Total Revenue	4,827,921.32	4,371,315.68
Less: Current Operating Expenses		
Personnel Services	2,075,144.00	2,457,793.85
Maintenance and Other Operating Expenses	1,506,146.25	1,501,409.85
Non-Cash Expenses	466,350.06	392,266.12
Financial Expenses	-	-
Current Operating Expenses	4,049,640.31	4,351,471.82
Surplus (Deficit) from Current Operation	778,281.01	19,843.86
Add (Deduct):		
Transfers, Assistance and Subsidy From	1,000.00	11,000.00
Transfers, Assistance and Subsidy To	-	-
Surplus (Deficit) for the period	779,281.01	30,843.86

Prepared by:

 Romilet E. Luzande
 Administrative Officer IV

Certified correct:

 EVANGELINE P. CRUZ, CPA
 City Accountant

Republic of the Philippines
Barangay NAVOTAS WEST
City of Navotas

Statement of Financial Performance
For the Year Ended December 31, 2021
 (with comparative figures from CY2020)

	2021	2020
Revenue		
Tax Revenue	1,838,631.95	1,570,549.84
Share from Internal Revenue Collections	5,693,949.00	5,308,659.00
Share from National Wealth		
Service and Business Revenue	21,403.28	19,701.26
Grants and Donations		
Gains	-	-
Total Revenue	7,553,984.23	6,898,910.10
Less: Current Operating Expenses		
Personnel Services	3,515,192.77	3,656,827.04
Maintenance and Other Operating Expenses	2,051,551.76	2,549,738.53
Non-Cash Expenses	1,267,269.32	1,120,728.54
Financial Expenses	-	-
Current Operating Expenses	6,834,013.85	7,327,294.11
Surplus (Deficit) from Current Operation	719,970.38	(428,384.01)
Add (Deduct):		
Transfers, Assistance and Subsidy From	1,000.00	11,000.00
Transfers, Assistance and Subsidy To		
Surplus (Deficit) for the period	720,970.38	(417,384.01)

Prepared by:


 Rommel E. Luzande
 Administrative Officer IV

Certified correct:


 EVANGELINE P. CRUZ, CPA
 City Accountant

**Republic of the Philippines
Barangay SIPAC-ALMACEN
City of Navotas**

**Statement of Financial Performance
For the Year Ended December 31, 2021
(with comparative figures from CY2020)**

	2021	2020
Revenue		
Tax Revenue	2,770,108.68	2,210,375.20
Share from Internal Revenue Collections	7,537,696.20	7,026,065.10
Share from National Wealth	-	-
Service and Business Revenue	79,524.20	68,058.94
Grants and Donations	-	-
Gains	-	-
Total Revenue	10,387,329.08	9,304,499.24
Less: Current Operating Expenses		
Personnel Services	4,446,600.00	4,768,659.00
Maintenance and Other Operating Expenses	3,196,085.69	4,190,482.61
Non-Cash Expenses	1,082,728.11	985,716.12
Financial Expenses	-	-
Current Operating Expenses	8,725,413.80	9,944,857.73
Surplus (Deficit) from Current Operation	1,661,915.28	(640,358.49)
Add (Deduct):		
Transfers, Assistance and Subsidy From	1,000.00	11,000.00
Transfers, Assistance and Subsidy To	-	-
Surplus (Deficit) for the period	1,662,915.28	(629,358.49)

Prepared by:

Romilet E. Luzande
Romilet E. Luzande
Administrative Officer IV

Certified correct:


EVANGELINE P. CRUZ
EVANGELINE P. CRUZ, CPA
City Accountant

**Republic of the Philippines
Barangay SAN JOSE
City of Navotas**

**Statement of Financial Performance
For the Year Ended December 31, 2021
(with comparative figures from CY2020)**

	2021	2020
Revenue		
Tax Revenue	3,467,375.13	3,068,175.14
Share from Internal Revenue Collections	19,901,819.70	18,542,945.70
Share from National Wealth	-	-
Service and Business Revenue	177,653.97	161,488.18
Grants and Donations	-	-
Gains	-	-
Total Revenue	23,546,848.80	21,772,609.02
Less: Current Operating Expenses		
Personnel Services	10,853,564.77	10,644,374.00
Maintenance and Other Operating Expenses	7,672,043.76	8,962,360.74
Non-Cash Expenses	2,574,940.22	2,312,272.04
Financial Expenses	-	-
Current Operating Expenses	21,100,548.75	21,919,006.78
Surplus (Deficit) from Current Operation	2,446,300.05	(146,397.76)
Add (Deduct):		
Transfers, Assistance and Subsidy From	1,000.00	11,000.00
Transfers, Assistance and Subsidy To	-	-
Surplus (Deficit) for the period	2,447,300.05	(135,397.76)

Prepared by:


Romilet E. Luzande
Administrative Officer IV

Certified correct:


EVANGELINE P. CRUZ, CPA
City Accountant

Republic of the Philippines
Barangay DAANGHARI
City of Navotas

Statement of Financial Performance
For the Year Ended December 31, 2021
(with comparative figures from CY2020)

	2021	2020
Revenue		
Tax Revenue	2,485,821.27	2,028,965.40
Share from Internal Revenue Collections	13,563,619.20	12,639,066.30
Share from National Wealth	-	-
Service and Business Revenue	64,026.22	55,245.30
Grants and Donations	-	-
Gains	(28,343.73)	-
Total Revenue	16,085,122.96	14,723,277.00
Less: Current Operating Expenses		
Personnel Services	8,134,281.96	7,379,893.14
Maintenance and Other Operating Expenses	3,593,945.74	3,727,962.36
Non-Cash Expenses	1,407,544.31	872,976.25
Financial Expenses	-	-
Current Operating Expenses	13,135,772.01	11,980,831.75
Surplus (Deficit) from Current Operation	2,949,350.95	2,742,445.25
Add (Deduct):		
Transfers, Assistance and Subsidy From	1,000.00	11,000.00
Transfers, Assistance and Subsidy To	-	-
Surplus (Deficit) for the period	2,950,350.95	2,753,445.25

Prepared by:


Romilet E. Luzande
Management and Audit Analyst I

Certified correct:


EVANGELINE P. CRUZ, CPA
City Accountant

**Republic of the Philippines
Barangay SAN ROQUE
City of Navotas**

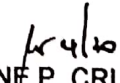
**Statement of Financial Performance
For the Year Ended December 31, 2021
(with comparative figures from CY2020)**

	2021	2020
Revenue		
Tax Revenue	2,275,046.40	1,895,073.21
Share from Internal Revenue Collections	15,567,883.20	14,505,988.50
Share from National Wealth	-	-
Service and Business Revenue	83,031.54	79,623.89
Grants and Donations	-	40,000.00
Gains	(131,496.29)	-
Total Revenue	17,794,464.85	16,520,685.60
Less: Current Operating Expenses		
Personnel Services	7,831,995.90	7,517,628.00
Maintenance and Other Operating Expenses	4,703,693.54	5,211,659.80
Non-Cash Expenses	1,798,723.33	1,532,798.17
Financial Expenses	-	-
Current Operating Expenses	14,334,412.77	14,262,085.97
Surplus (Deficit) from Current Operation	3,460,052.08	2,258,599.63
Add (Deduct):		
Transfers, Assistance and Subsidy From	1,000.00	11,000.00
Transfers, Assistance and Subsidy To		
Surplus (Deficit) for the period	3,461,052.08	2,269,599.63

Prepared by:


Romiley E. Luzande
Management and Audit Analyst I

Certified correct:


EVANGELINE P. CRUZ, CPA
City Accountant

**Republic of the Philippines
Barangay TANGOS SOUTH
City of Navotas**

**Statement of Financial Performance
For the Year Ended December 31, 2021
(with comparative figures from CY2020)**

	2021	2020
Revenue		
Balance Tax Revenue	1,980,439.24	1,660,034.60
Share from Internal Revenue Collections	14,708,391.30	13,705,393.50
Share from National Wealth	-	-
Service and Business Revenue	39,640.42	38,773.64
Grants and Donations	-	-
Gains	-	-
Total Revenue	16,728,470.96	15,402,201.74
Less: Current Operating Expenses		
Personnel Services	8,183,709.96	8,869,609.96
Maintenance and Other Operating Expenses	4,172,032.41	3,297,032.37
Non-Cash Expenses	1,666,213.29	684,625.23
Financial Expenses	-	-
Current Operating Expenses	14,021,955.66	12,851,267.56
Surplus (Deficit) from Current Operation	2,706,515.30	2,550,934.18
Add (Deduct):		
Transfers, Assistance and Subsidy From	1,000.00	11,000.00
Transfers, Assistance and Subsidy To		
Surplus (Deficit) for the period	2,707,515.30	2,561,934.18

Prepared by:


Romjilet E. Luzande
Management and Audit Analyst I

Certified correct:


EVANGELINE P. CRUZ, CPA
City Accountant

**Republic of the Philippines
Barangay TANZA 1
City of Navotas**

**Statement of Financial Performance
For the Year Ended December 31, 2021**
(with comparative figures from CY2020)

	2021	2020
Revenue		
Tax Revenue	2,671,690.92	2,631,314.23
Share from Internal Revenue Collections	11,896,076.70	11,085,788.70
Share from National Wealth	-	-
Service and Business Revenue	133,876.16	104,205.33
Grants and Donations	-	-
Gains	-	-
Total Revenue	14,701,643.78	13,821,308.26
Less: Current Operating Expenses		
Personnel Services	6,692,674.49	7,434,174.66
Maintenance and Other Operating Expenses	4,064,991.87	4,817,829.45
Non-Cash Expenses	1,257,802.44	1,117,317.22
Financial Expenses	-	-
Current Operating Expenses	12,015,468.80	13,369,321.33
Surplus (Deficit) from Current Operation	2,686,174.98	451,986.93
Add (Deduct):		
Transfers, Assistance and Subsidy From	1,000.00	11,000.00
Transfers, Assistance and Subsidy To	-	-
Surplus (Deficit) for the period	2,687,174.98	462,986.93

Prepared by:


Romilet E. Lizande
Administrative Officer IV

Certified correct:


EVANGELINE P. CRUZ, CPA
City Accountant

Republic of the Philippines
Barangay TANZA 2
City of Navotas

Statement of Financial Performance
For the Year Ended December 31, 2021
(with comparative figures from CY2020)

	2021	2020
Revenue		
Tax Revenue	2,647,519.78	2,356,553.28
Share from Internal Revenue Collections	11,896,076.70	11,085,788.70
Share from National Wealth	-	-
Service and Business Revenue	199,093.26	156,559.79
Grants and Donations	-	-
Gains	-	-
Total Revenue	14,742,689.74	13,598,901.77
Less: Current Operating Expenses		
Personnel Services	7,628,120.22	7,318,520.12
Maintenance and Other Operating Expenses	2,400,733.53	2,212,696.71
Non-Cash Expenses	1,538,040.70	928,617.08
Financial Expenses	-	-
Current Operating Expenses	11,566,894.45	10,459,833.91
Surplus (Deficit) from Current Operation	3,175,795.29	3,139,067.86
Add (Deduct):		
Transfers, Assistance and Subsidy From	1,000.00	11,000.00
Transfers, Assistance and Subsidy To		
Surplus (Deficit) for the period	3,176,795.29	3,150,067.86

Prepared by:


Romilet E. Luzande
Administrative Officer IV

Certified correct:


EVANGELINE P. CRUZ, CPA
City Accountant