



REPUBLIC OF THE PHILIPPINES

**CITY GOVERNMENT OF NAVOTAS**

Mariano Naval Street, Navotas City

*Office of the City Accountant*

October 28, 2021

**MS. SUDI G. VALENCIA**

City Director- DILG

**MS. MA. IRISH ALOHA D. CUBILLAN**

Public Information Officer

**MR. RENATO REYES**

MIS-Chief

**This City**

Dear Ms. Valencia, Ms. Cubillan and Mr. Reyes:

In compliance to the full disclosure order, transparency and Seal of Good Local Governance (SGLG) respectfully forwarded herewith for posting in the official website of the City Government, the attached copies of the Reports of **GENERAL FUND, NPC and NCH for the months of January to June 2021.**

Statement of Financial Position  
Statement of Financial Performance  
Statement of Cash Flow

For your immediate appropriate action, please.

Very truly yours,

**EVANGELINE P. CRUZ, CPA**  
*City Accountant*

The City Government of Navotas  
1052 Mariano Naval Street, Navotas City  
Tele Fax No (02) 281 4080 local 342

**NATIONAL CAPITAL REGION  
CITY GOVERNMENT OF NAVOTAS  
GENERAL FUND  
STATEMENT OF FINANCIAL POSITION  
As of January 31, 2021**

<b>ASSETS</b>	
<b>Current Assets</b>	
Cash and Cash Equivalents	Php 647,975,607.30
Investments	263,481,446.95
Receivables	314,652,583.22
Inventories	81,769,397.50
Prepayments and Deferred Charges	31,193,667.11
<b>Total Current Assets</b>	<b>Php 1,339,072,702.08</b>
<b>Non-Current Assets</b>	
Investments	
Receivables	
Investment Property	17,676,153.18
Property, Plant and Equipment	2,080,709,535.77
Biological Assets	
Intangible Assets	18,403,776.44
<b>Total Non-Current Assets</b>	<b>Php 2,116,789,465.39</b>
<b>Total Assets</b>	<b>Php 3,455,862,167.47</b>
<b>LIABILITIES</b>	
<b>Current Liabilities</b>	
Financial Liabilities	Php 126,194,421.40
Inter-Agency Payables	106,744,464.76
Trust Liabilities	9,214,128.94
Deferred Credits/Unearned Income	302,169,237.77
<b>Total Current Liabilities</b>	<b>Php 544,322,252.87</b>
<b>Non-Current Liabilities</b>	
Financial Liabilities	Php 361,772,390.89
Deferred Credits/Unearned Income	
Provisions	
Other Payables	4,046,026.03
<b>Total Non-Current Liabilities</b>	<b>Php 365,818,416.92</b>
<b>Total Liabilities</b>	<b>Php 910,140,669.79</b>
<b>NET ASSETS/EQUITY</b>	
Government Equity	Php 2,545,721,497.68
<b>Total Liabilities and Net Assets/Equity</b>	<b>Php 3,455,862,167.47</b>

Prepared By:

**MA. ROWENA N. TAMAYO**  
Management and Audit Analyst IV

Certified Correct:

**EVANGELINE P. CRUZ, CPA**  
City Accountant

**CITY GOVERNMENT OF NAVOTAS**

**GENERAL FUND**

**STATEMENT OF FINANCIAL PERFORMANCE**

**For the Period Ended January 31, 2021**

<i>Revenue</i>	Php	144,252,611.77
Tax Revenue		64,035,831.00
Share from Internal Revenue		
Other Share from National Taxes		15,065,358.73
Service and Business Income		-
Shares, Grants and Donations		
Gains		2,111,368.14
Other Income		
<b>Total Revenue</b>	<b>Php</b>	<b>225,465,169.64</b>
<b>Less: Current Operating Expenses</b>	<b>Php</b>	<b>17,678,085.79</b>
Personnel Services		14,918,195.04
Maintenance and Other		1,706,319.19
Financial Expenses		
Direct Cost		16,610,600.42
Non-cash Expenses		
<b>Current Operating Expenses</b>	<b>Php</b>	<b>50,913,200.44</b>
<b>Surplus (Deficit) from Current</b>	<b>Php</b>	<b>174,551,969.20</b>
<b>Add (Deduct):</b>		470,500.00
Transfers, Assistance and		72,987.01
Transfers, Assistance and		
<b>Surplus(Deficit) for the period</b>	<b>Php</b>	<b>174,949,482.19</b>

Prepared By:

**MA. ROWENA N. TAMAYO**  
Management and Audit Analyst IV

Certified Correct:

**EVANGELINE P. CRUZ, CPA**  
City Accountant

**NATIONAL CAPITAL REGION**  
**CITY OF NAVOTAS**  
**GENERAL FUND**  
**Statement of Condensed Cash Flows**  
**For the Period Ended January 31, 2021**

<b>Cash Flows from Operating Activities</b>	
<b>Cash Inflows</b>	
Collection from taxpayers	Php 122,878,909.06
Share from Internal Revenue Allotment	64,035,831.00
Receipts from business/service income	14,957,148.31
Interest Income	5,249.54
Dividend Income	13,378,653.29
Other Receipts	-
<b>Total Cash Inflows</b>	<b>Php 215,255,791.20</b>
<b>Cash Outflows</b>	
Payment of expenses	Php 57,880,815.43
Payments to suppliers and creditors	63,635,900.16
Payments to employees	28,222,401.70
Interest Expense	1,706,319.19
Other Expenses	6,224,455.00
<b>Total Cash Outflows</b>	<b>Php 157,669,891.48</b>
<b>Net Cash Flows from Operating Activities</b>	<b>Php 57,585,899.72</b>
<b>Cash Flows from Investing Activities</b>	
<b>Cash Inflows</b>	
Proceeds from Sale of Investment Property	Php -
Proceeds from Sale/Disposal of Property, Plant and Equipment	-
Proceeds from Sale of Non-Current Investments	-
Collection of Principal on loans to other entities	-
<b>Total Cash Inflows</b>	<b>Php -</b>
<b>Cash Outflows</b>	
Purchase/Construction of Investment Property	1,069,900.00
Purchase/Construction of Property, Plant and Equipment	-
Investment (Time Deposit)	-
Purchase of Bearer Biological Assets	-
Purchase of Intangible Assets	-
Grant of Loans	-
<b>Total Cash Outflows</b>	<b>Php 1,069,900.00</b>
<b>Net Cash Flows from Investing Activities</b>	<b>Php (1,069,900.00)</b>
<b>Cash Flows from Financing Activities</b>	
<b>Cash Inflows</b>	
Proceeds from Issuance of Bonds	Php -
Proceeds from Loans	-
<b>Total Cash Inflows</b>	<b>Php -</b>
<b>Cash Outflows</b>	
Payment of Long-Term Liabilities	-
Retirement/Redemption of debt securities	5,918,462.40
Payment of loan amortization	-
<b>Total Cash Outflows</b>	<b>Php 5,918,462.40</b>
<b>Net Cash Flows from Financing Activities</b>	<b>Php (5,918,462.40)</b>
<b>Total Cash Provided by Operating, Investing and Financing Activities</b>	<b>Php 50,597,537.32</b>
<b>Add: Cash at the Beginning of the year</b>	<b>597,378,069.98</b>
<b>Cash Balance at the End of the Year</b>	<b>Php 647,975,607.30</b>

Prepared By:

**MA. ROWENA N. TAMAYO**  
 Management and Audit Analyst IV

Certified Correct:

**EVANGELINE P. CRUZ, CPA**  
 City Accountant

NATIONAL CAPITAL REGION  
CITY GOVERNMENT OF NAVOTAS  
GENERAL FUND  
STATEMENT OF FINANCIAL POSITION  
As of February 28, 2021

<b>ASSETS</b>	
<b>Current Assets</b>	
Cash and Cash Equivalents	Php 594,736,042.22
Investments	263,481,446.95
Receivables	305,925,405.54
Inventories	82,058,312.50
Prepayments and Deferred Charges	30,859,872.30
<b>Total Current Assets</b>	<b>Php 1,277,061,079.51</b>
<b>Non-Current Assets</b>	
Investments	
Receivables	
Investment Property	17,544,933.88
Property, Plant and Equipment	2,072,660,498.10
Biological Assets	
Intangible Assets	18,403,776.44
<b>Total Non-Current Assets</b>	<b>Php 2,108,609,208.42</b>
<b>Total Assets</b>	<b>Php 3,385,670,287.93</b>
<b>LIABILITIES</b>	
<b>Current Liabilities</b>	
Financial Liabilities	Php 31,521,411.85
Inter-Agency Payables	110,835,593.98
Trust Liabilities	9,273,908.34
Deferred Credits/Unearned Income	288,602,388.39
<b>Total Current Liabilities</b>	<b>Php 440,233,302.56</b>
<b>Non-Current Liabilities</b>	
Financial Liabilities	Php 360,501,401.09
Deferred Credits/Unearned Income	
Provisions	
Other Payables	4,136,532.02
<b>Total Non-Current Liabilities</b>	<b>Php 364,637,933.11</b>
<b>Total Liabilities</b>	<b>Php 804,871,235.67</b>
<b>NET ASSETS/EQUITY</b>	
Government Equity	Php 2,580,799,052.26
<b>Total Liabilities and Net Assets/Equity</b>	<b>Php 3,385,670,287.93</b>

Prepared By:

MA. ROWENA N. TAMAYO  
Management and Audit Analyst IV

Certified Correct:

EVANGELINE P. CRUZ, CPA  
City Accountant

**CITY GOVERNMENT OF NAVOTAS**

**GENERAL FUND  
STATEMENT OF FINANCIAL PERFORMANCE  
For the Period Ended February 28, 2021**

<b>Revenue</b>	Php 188,063,876.35
Tax Revenue	128,071,662.00
Share from Internal Revenue Collections	
Other Share from National Taxes	21,918,701.32
Service and Business Income	721,500.70
Shares, Grants and Donations	
Gains	4,045,217.68
Other Income	<b>Php 342,820,958.05</b>
<b>Total Revenue</b>	
<b>Less: Current Operating Expenses</b>	Php 36,306,203.04
Personnel Services	47,351,816.36
Maintenance and Other Operating Expenses	2,111,921.63
Financial Expenses	
Direct Cost	33,683,685.42
Non-cash Expenses	<b>Php 119,453,626.45</b>
<b>Current Operating Expenses</b>	<b>Php 223,367,331.60</b>
<b>Surplus (Deficit) from Current Operation</b>	
Add (Deduct):	7,674,346.88
Transfers, Assistance and Subsidy From	20,146,065.06
Transfers, Assistance and Subsidy To	<b>Php 210,895,613.42</b>
<b>Surplus(Deficit) for the period</b>	

Prepared By:

**MA. ROWENA M. TAMAYO**  
Management and Audit Analyst IV

Certified Correct:

**EVANGELINE P. CRUZ, CPA**  
City Accountant

**NATIONAL CAPITAL REGION  
CITY OF NAVOTAS  
GENERAL FUND  
Statement of Condensed Cash Flows  
For the Period Ended February 28, 2021**

<b>Cash Flows from Operating Activities</b>	
<b>Cash Inflows</b>	
Collection from taxpayers	Php 166,690,173.64
Share from Internal Revenue Allotment	128,071,662.00
Receipts from business/service income	21,803,924.89
Interest Income	7,624.54
Dividend Income	
Other Receipts	30,574,100.08
<b>Total Cash Inflows</b>	<b>Php 347,147,485.15</b>
<b>Cash Outflows</b>	
Payment of expenses	Php 72,669,082.68
Payments to suppliers and creditors	126,215,065.76
Payments to employees	46,070,415.01
Interest Expense	2,111,921.63
Other Expenses	88,209,425.44
<b>Total Cash Outflows</b>	<b>Php 335,275,910.52</b>
<b>Net Cash Flows from Operating Activities</b>	<b>Php 11,871,574.63</b>
<b>Cash Flows from Investing Activities</b>	
<b>Cash Inflows</b>	
Proceeds from Sale of Investment Property	Php -
Proceeds from Sale/Disposal of Property, Plant and Equipment	-
Proceeds from Sale of Non-Current Investments	-
Collection of Principal on loans to other entities	-
<b>Total Cash Inflows</b>	<b>Php -</b>
<b>Cash Outflows</b>	
Purchase/Construction of Investment Property	7,324,150.19
Purchase/Construction of Property, Plant and Equipment	
Investment (Time Deposit)	
Purchase of Bearer Biological Assets	-
Purchase of Intangible Assets	
Grant of Loans	
<b>Total Cash Outflows</b>	<b>Php 7,324,150.19</b>
<b>Net Cash Flows from Investing Activities</b>	<b>Php (7,324,150.19)</b>
<b>Cash Flows from Financing Activities</b>	
<b>Cash Inflows</b>	
Proceeds from Issuance of Bonds	Php -
Proceeds from Loans	-
<b>Total Cash Inflows</b>	<b>Php -</b>
<b>Cash Outflows</b>	
Payment of Long-Term Liabilities	Php -
Retirement/Redemption of debt securities	7,189,452.20
Payment of loan amortization	
<b>Total Cash Outflows</b>	<b>Php 7,189,452.20</b>
<b>Net Cash Flows from Financing Activities</b>	<b>Php (7,189,452.20)</b>
<b>Total Cash Provided by Operating, Investing and Financing Activities</b>	<b>Php (2,642,027.76)</b>
<b>Add: Cash at the Beginning of the year</b>	<b>597,378,069.98</b>
<b>Cash Balance at the End of the Year</b>	<b>Php 594,736,042.22</b>

Prepared By:

**MA. ROWENA N. TAMAYO**  
Management and Audit Analyst IV

Certified Correct:

**EVANGELINE P. CRUZ, CPA**  
City Accountant

**NATIONAL CAPITAL REGION**  
**CITY GOVERNMENT OF NAVOTAS**  
**GENERAL FUND**  
**STATEMENT OF FINANCIAL POSITION**  
**As of March 31, 2021**

<b>ASSETS</b>	
<b>Current Assets</b>	
Cash and Cash Equivalents	Php 613,357,405.23
Investments	263,481,446.95
Receivables	264,047,337.74
Inventories	89,829,405.98
Prepayments and Deferred Charges	27,076,010.78
<b>Total Current Assets</b>	<b>Php 1,257,791,606.68</b>
<b>Non-Current Assets</b>	
Investments	
Receivables	17,413,714.58
Investment Property	
Property, Plant and Equipment	2,087,420,244.26
Biological Assets	
Intangible Assets	18,403,776.44
<b>Total Non-Current Assets</b>	<b>Php 2,123,237,735.28</b>
<b>Total Assets</b>	<b>Php 3,381,029,341.96</b>
<b>LIABILITIES</b>	
<b>Current Liabilities</b>	
Financial Liabilities	Php 22,686,099.17
Inter-Agency Payables	122,613,752.55
Trust Liabilities	9,272,360.84
Deferred Credits/Unearned Income	240,767,225.15
<b>Total Current Liabilities</b>	<b>Php 395,339,437.71</b>
<b>Non-Current Liabilities</b>	
Financial Liabilities	Php 351,920,240.85
Deferred Credits/Unearned Income	
Provisions	3,403,145.71
Other Payables	
<b>Total Non-Current Liabilities</b>	<b>Php 355,323,386.56</b>
<b>Total Liabilities</b>	<b>Php 750,662,824.27</b>
<b>NET ASSETS/EQUITY</b>	
Government Equity	<b>Php 2,630,366,517.69</b>
<b>Total Liabilities and Net Assets/Equity</b>	<b>Php 3,381,029,341.96</b>

Prepared By:

**MA. ROWENA N. TAMAYO**  
 Management and Audit Analyst IV

Certified Correct:

**EVANGELINE P. CRUZ, CPA**  
 City Accountant



**CITY GOVERNMENT OF NAVOTAS**

**GENERAL FUND  
STATEMENT OF FINANCIAL PERFORMANCE  
For the Period Ended March 31, 2021**

<b>Revenues</b>		
Tax Revenue	Php	245,567,541.70
Share from Internal Revenue Collections		192,107,493.00
Other Share from National Taxes		28,214,339.84
Service and Business Income		721,500.70
Shares, Grants and Donations		
Gain		5,786,256.21
Other Income		
<b>Total Revenue</b>	<b>Php</b>	<b>472,397,131.45</b>
<b>Less: Current Operating Expenses</b>		
Personnel Services	Php	58,106,257.67
Maintenance and Other Operating Expenses		80,201,107.50
Financial Expenses		3,652,846.03
Direct Cost		50,693,549.21
Non-cash Expenses		
<b>Current Operating Expenses</b>	<b>Php</b>	<b>192,653,760.41</b>
<b>Surplus (Deficit) from Current Operation</b>	<b>Php</b>	<b>279,743,371.04</b>
Add (Deduct):		
Transfers, Assistance and Subsidy From		13,399,974.29
Transfers, Assistance and Subsidy To		32,684,457.49
<b>Surplus(Deficit) for the period</b>	<b>Php</b>	<b>260,458,887.84</b>

Prepared By:

**MA. ROWENA N. TAMAYO**  
Management and Audit Analyst IV

Certified Correct:

**EVANGELINE P. CRUZ, CPA**  
City Accountant

**NATIONAL CAPITAL REGION  
CITY OF NAVOTAS  
GENERAL FUND  
Statement of Condensed Cash Flows  
For the Period Ended March 31, 2021**

<b>Cash Flows from Operating Activities</b>	
<b>Cash Inflows</b>	
Collection from taxpayers	Php 224,193,838.99
Share from Internal Revenue Allotment	192,107,493.00
Receipts from business/service income	28,019,747.34
Interest Income	87,440.61
Dividend Income	
Other Receipts	51,808,790.55
<b>Total Cash Inflows</b>	<b>Php 496,217,310.49</b>
<b>Cash Outflows</b>	
Payment of expenses	Php 95,475,932.58
Payments to suppliers and creditors	149,812,819.68
Payments to employees	68,763,445.60
Interest Expense	3,652,846.03
Other Expenses	109,287,778.07
<b>Total Cash Outflows</b>	<b>Php 426,992,821.96</b>
<b>Net Cash Flows from Operating Activities</b>	<b>Php 69,224,488.53</b>
<b>Cash Flows from Investing Activities</b>	
<b>Cash Inflows</b>	
Proceeds from Sale of Investment Property	Php -
Proceeds from Sale/Disposal of Property, Plant and Equipment	-
Proceeds from Sale of Non-Current Investments	-
Collection of Principal on loans to other entities	-
<b>Total Cash Inflows</b>	<b>Php -</b>
<b>Cash Outflows</b>	
Purchase/Construction of Investment Property	
Purchase/Construction of Property, Plant and Equipment	37,474,540.84
Investment (Time Deposit)	
Purchase of Bearer Biological Assets	
Purchase of Intangible Assets	
Grant of Loans	
<b>Total Cash Outflows</b>	<b>Php 37,474,540.84</b>
<b>Net Cash Flows from Investing Activities</b>	<b>Php (37,474,540.84)</b>
<b>Cash Flows from Financing Activities</b>	
<b>Cash Inflows</b>	
Proceeds from Issuance of Bonds	Php -
Proceeds from Loans	-
<b>Total Cash Inflows</b>	<b>Php -</b>
<b>Cash Outflows</b>	
Payment of Long-Term Liabilities	Php -
Retirement/Redemption of debt securities	
Payment of loan amortization	15,770,612.44
<b>Total Cash Outflows</b>	<b>Php 15,770,612.44</b>
<b>Net Cash Flows from Financing Activities</b>	<b>Php (15,770,612.44)</b>
<b>Total Cash Provided by Operating, Investing and Financing Activities</b>	<b>Php 15,979,335.25</b>
<b>Add: Cash at the Beginning of the year</b>	<b>597,378,069.98</b>
<b>Cash Balance at the End of the Year</b>	<b>Php 613,357,405.23</b>

Prepared By:

**MA. ROWENA N. VAMAYO**  
Management and Audit Analyst IV

Certified Correct:

**EVANGELINE P. CRUZ, CPA**  
City Accountant

NATIONAL CAPITAL REGION  
CITY GOVERNMENT OF NAVOTAS  
GENERAL FUND  
STATEMENT OF FINANCIAL POSITION  
As of April 30, 2021

<b>ASSETS</b>	
<b>Current Assets</b>	
Cash and Cash Equivalents	Php 672,846,923.89
Investments	263,481,446.95
Receivables	403,636,891.00
Inventories	94,259,220.96
Prepayments and Deferred Charges	22,517,250.56
<b>Total Current Assets</b>	<b>Php 1,456,741,733.36</b>
<b>Non-Current Assets</b>	
Investments	
Receivables	
Investment Property	17,282,495.28
Property, Plant and Equipment	2,110,120,600.86
Biological Assets	
Intangible Assets	18,403,776.44
<b>Total Non-Current Assets</b>	<b>Php 2,145,806,872.58</b>
<b>Total Assets</b>	<b>Php 3,602,548,605.94</b>
<b>LIABILITIES</b>	
<b>Current Liabilities</b>	
Financial Liabilities	Php 18,982,238.11
Inter-Agency Payables	348,609,814.73
Trust Liabilities	9,271,168.33
Deferred Credits/Unearned Income	148,418,375.21
<b>Total Current Liabilities</b>	<b>Php 525,281,596.38</b>
<b>Non-Current Liabilities</b>	
Financial Liabilities	Php 355,574,244.94
Deferred Credits/Unearned Income	
Provisions	
Other Payables	3,398,605.12
<b>Total Non-Current Liabilities</b>	<b>Php 358,972,850.06</b>
<b>Total Liabilities</b>	<b>Php 884,254,446.44</b>
<b>NET ASSETS/EQUITY</b>	
Government Equity	Php 2,718,294,159.50
<b>Total Liabilities and Net Assets/Equity</b>	<b>Php 3,602,548,605.94</b>

Prepared By:

MA. ROWENA N. TAMAYO  
Management and Audit Analyst IV

Certified Correct:

EVANGELINE P. CRUZ, CPA  
City Accountant

**CITY GOVERNMENT OF NAVOTAS**

**GENERAL FUND  
STATEMENT OF FINANCIAL PERFORMANCE  
For the Period Ended April 30, 2021**

<b>Revenues</b>	
Tax Revenue	Php 337,636,806.55
Share from Internal Revenue Collections	256,143,324.00
Other Share from National Taxes	
Service and Business Income	31,460,284.69
Shares, Grants and Donations	-
Gain	
Other Income	<u>7,079,660.72</u>
<b>Total Revenue</b>	<b><u>Php 632,320,075.96</u></b>
<b>Less: Current Operating Expenses</b>	
Personnel Services	Php 77,175,347.32
Maintenance and Other Operating Expenses	107,806,736.08
Financial Expenses	5,349,553.29
Direct Cost	
Non-cash Expenses	<u>67,765,420.39</u>
<b>Current Operating Expenses</b>	<b><u>Php 258,097,057.08</u></b>
<b>Surplus (Deficit) from Current Operation</b>	<b>Php 374,223,018.88</b>
Add (Deduct):	
Transfers, Assistance and Subsidy From	13,399,974.29
Transfers, Assistance and Subsidy To	<u>36,544,804.42</u>
<b>Surplus(Deficit) for the period</b>	<b>Php 351,078,188.75</b>

Prepared By:

**MA. ROWENA N. TAMAYO**  
Management and Audit Analyst IV

Certified Correct:

**EVANGELINE P. CRUZ, CPA**  
City Accountant

**NATIONAL CAPITAL REGION  
CITY OF NAVOTAS  
GENERAL FUND  
Statement of Condensed Cash Flows  
For the Period Ended April 30, 2021**

<b>Cash Flows from Operating Activities</b>		
<b>Cash Inflows</b>		
Collection from taxpayers	Php	316,263,103.84
Share from Internal Revenue Allotment		256,143,324.00
Receipts from business/service income		31,262,807.44
Interest Income		90,562.86
Dividend Income		
Other Receipts		279,563,754.60
<b>Total Cash Inflows</b>	<b>Php</b>	<b>883,323,552.74</b>
<b>Cash Outflows</b>		
Payment of expenses	Php	111,379,240.61
Payments to suppliers and creditors		161,600,855.98
Payments to employees		86,904,689.31
Interest Expense		5,277,158.79
Other Expenses		353,460,596.47
<b>Total Cash Outflows</b>	<b>Php</b>	<b>718,622,541.16</b>
<b>Net Cash Flows from Operating Activities</b>	<b>Php</b>	<b>164,701,011.58</b>
<b>Cash Flows from Investing Activities</b>		
<b>Cash Inflows</b>		
Proceeds from Sale of Investment Property	Php	-
Proceeds from Sale/Disposal of Property, Plant and Equipment		-
Proceeds from Sale of Non-Current Investments		-
Collection of Principal on loans to other entities		-
<b>Total Cash Inflows</b>	<b>Php</b>	<b>-</b>
<b>Cash Outflows</b>		
Purchase/Construction of Investment Property		77,115,549.32
Purchase/Construction of Property, Plant and Equipment		
Investment (Time Deposit)		
Purchase of Bearer Biological Assets		
Purchase of Intangible Assets		
Grant of Loans		
<b>Total Cash Outflows</b>	<b>Php</b>	<b>77,115,549.32</b>
<b>Net Cash Flows from Investing Activities</b>	<b>Php</b>	<b>(77,115,549.32)</b>
<b>Cash Flows from Financing Activities</b>		
<b>Cash Inflows</b>		
Proceeds from Issuance of Bonds	Php	-
Proceeds from Loans		9,572,466.49
<b>Total Cash Inflows</b>	<b>Php</b>	<b>9,572,466.49</b>
<b>Cash Outflows</b>		
Payment of Long-Term Liabilities	Php	-
Retirement/Redemption of debt securities		-
Payment of loan amortization		21,689,074.84
<b>Total Cash Outflows</b>	<b>Php</b>	<b>21,689,074.84</b>
<b>Net Cash Flows from Financing Activities</b>	<b>Php</b>	<b>(12,116,608.35)</b>
<b>Total Cash Provided by Operating, Investing and Financing Activities</b>	<b>Php</b>	<b>75,468,853.91</b>
<b>Add: Cash at the Beginning of the year</b>		<b>597,378,069.98</b>
<b>Cash Balance at the End of the Year</b>	<b>Php</b>	<b>672,846,923.89</b>

Prepared By:

**MA. ROWENA N. TAMAYO**  
Management and Audit Analyst IV

Certified Correct:

**EVANGELINE P. CRUZ, CPA**  
City Accountant

NATIONAL CAPITAL REGION  
CITY GOVERNMENT OF NAVOTAS  
GENERAL FUND  
STATEMENT OF FINANCIAL POSITION  
As of May 31, 2021

<b>ASSETS</b>	
<b>Current Assets</b>	
Cash and Cash Equivalents	Php 650,999,075.14
Investments	263,481,446.95
Receivables	192,678,023.62
Inventories	99,788,267.96
Prepayments and Deferred Charges	20,882,251.47
<b>Total Current Assets</b>	<b>Php 1,227,829,065.14</b>
<b>Non-Current Assets</b>	
Investments	
Receivables	17,151,275.98
Investment Property	
Property, Plant and Equipment	2,118,051,548.83
Biological Assets	
Intangible Assets	18,403,776.44
<b>Total Non-Current Assets</b>	<b>Php 2,153,606,601.25</b>
<b>Total Assets</b>	<b>Php 3,381,435,666.39</b>
<b>LIABILITIES</b>	
<b>Current Liabilities</b>	
Financial Liabilities	Php 17,261,721.22
Inter-Agency Payables	157,222,908.52
Trust Liabilities	9,278,768.33
Deferred Credits/Unearned Income	157,518,822.11
<b>Total Current Liabilities</b>	<b>Php 341,282,220.18</b>
<b>Non-Current Liabilities</b>	
Financial Liabilities	Php 353,994,465.90
Deferred Credits/Unearned Income	
Provisions	
Other Payables	3,402,474.99
<b>Total Non-Current Liabilities</b>	<b>Php 357,396,940.89</b>
<b>Total Liabilities</b>	<b>Php 698,679,161.07</b>
<b>NET ASSETS/EQUITY</b>	
Government Equity	Php 2,682,756,505.32
<b>Total Liabilities and Net Assets/Equity</b>	<b>Php 3,381,435,666.39</b>

Prepared By:

MA. ROWENA N. TAMAYO  
Management and Audit Analyst IV

Certified Correct:

EVANGELINE P. CRUZ, CPA  
City Accountant

CITY GOVERNMENT OF NAVOTAS

GENERAL FUND  
STATEMENT OF FINANCIAL PERFORMANCE  
For the Period Ended May 31, 2021

<b>Revenue</b>	Php	350,125,517.19
Tax Revenue		320,179,155.00
Share from Internal Revenue Collections		
Other Share from National Taxes		35,436,350.63
Service and Business Income		-
Shares, Grants and Donations		
Gains		8,011,424.97
Other Income		
<b>Total Revenue</b>	<b>Php</b>	<b>713,752,447.79</b>
<b>Less: Current Operating Expenses</b>	Php	112,696,996.69
Personnel Services		353,086,847.26
Maintenance and Other Operating Expenses		5,769,755.62
Financial Expenses		
Direct Cost		84,917,814.30
Non-cash Expenses		
<b>Current Operating Expenses</b>	<b>Php</b>	<b>556,471,413.87</b>
<b>Surplus (Deficit) from Current Operation</b>	<b>Php</b>	<b>157,281,033.92</b>
Add (Deduct):		
Transfers, Assistance and Subsidy From		201,110,908.32
Transfers, Assistance and Subsidy To		42,471,129.72
<b>Surplus(Deficit) for the period</b>	<b>Php</b>	<b>315,920,812.52</b>

Prepared By:

**MA. ROWENA N. TAMAYO**  
Management and Audit Analyst IV

Certified Correct:

**EVANGELINE P. CRUZ, CPA**  
City Accountant

**NATIONAL CAPITAL REGION  
CITY OF NAVOTAS  
GENERAL FUND  
Statement of Condensed Cash Flows  
For the Period Ended May 31, 2021**

<b>Cash Flows from Operating Activities</b>	
<b>Cash Inflows</b>	
Collection from taxpayers	Php 328,751,814.48
Share from Internal Revenue Allotment	320,179,155.00
Receipts from business/service income	35,235,329.68
Interest Income	94,106.56
Dividend Income	326,576,455.38
Other Receipts	Php 1,010,836,861.10
<b>Total Cash Inflows</b>	Php 1,010,836,861.10
<b>Cash Outflows</b>	
Payment of expenses	Php 127,792,658.91
Payments to suppliers and creditors	173,452,481.64
Payments to employees	127,037,013.78
Interest Expense	5,697,361.12
Other Expenses	407,472,281.20
<b>Total Cash Outflows</b>	Php 841,451,796.65
<b>Net Cash Flows from Operating Activities</b>	Php 169,385,064.45
<b>Cash Flows from Investing Activities</b>	
<b>Cash Inflows</b>	
Proceeds from Sale of Investment Property	Php -
Proceeds from Sale/Disposal of Property, Plant and Equipment	-
Proceeds from Sale of Non-Current Investments	-
Collection of Principal on loans to other entities	-
<b>Total Cash Inflows</b>	-
<b>Cash Outflows</b>	
Purchase/Construction of Investment Property	102,067,671.90
Purchase/Construction of Property, Plant and Equipment	-
Investment (Time Deposit)	-
Purchase of Bearer Biological Assets	-
Purchase of Intangible Assets	-
Grant of Loans	-
<b>Total Cash Outflows</b>	Php 102,067,671.90
<b>Net Cash Flows from Investing Activities</b>	Php (102,067,671.90)
<b>Cash Flows from Financing Activities</b>	
<b>Cash Inflows</b>	
Proceeds from Issuance of Bonds	Php -
Proceeds from Loans	9,572,466.49
<b>Total Cash Inflows</b>	Php 9,572,466.49
<b>Cash Outflows</b>	
Payment of Long-Term Liabilities	-
Retirement/Redemption of debt securities	-
Payment of loan amortization	23,268,853.88
<b>Total Cash Outflows</b>	Php 23,268,853.88
<b>Net Cash Flows from Financing Activities</b>	Php (13,696,387.39)
<b>Total Cash Provided by Operating, Investing and Financing Activities</b>	Php 53,621,005.16
<b>Add: Cash at the Beginning of the year</b>	597,378,069.98
<b>Cash Balance at the End of the Year</b>	Php 650,999,075.14

Prepared By:

**MA. ROWENA M. TAMAYO**  
Management and Audit Analyst IV

Certified Correct:

**EVANGELINE P. CRUZ, CPA**  
City Accountant



NATIONAL CAPITAL REGION  
CITY GOVERNMENT OF NAVOTAS  
GENERAL FUND  
STATEMENT OF FINANCIAL POSITION  
As of June 30, 2021

<b>ASSETS</b>	
<b>Current Assets</b>	
Cash and Cash Equivalents	Php 597,377,037.89
Investments	264,382,667.06
Receivables	161,914,064.83
Inventories	116,116,884.35
Prepayments and Deferred Charges	20,907,573.43
<b>Total Current Assets</b>	<b>Php 1,160,698,227.56</b>
<b>Non-Current Assets</b>	
Investments	
Receivables	
Investment Property	17,020,056.67
Property, Plant and Equipment	2,150,390,317.69
Biological Assets	
Intangible Assets	18,403,776.44
<b>Total Non-Current Assets</b>	<b>Php 2,185,814,150.80</b>
<b>Total Assets</b>	<b>Php 3,346,512,378.36</b>
<b>LIABILITIES</b>	
<b>Current Liabilities</b>	
Financial Liabilities	Php 51,972,552.33
Inter-Agency Payables	87,884,911.90
Trust Liabilities	9,313,435.33
Deferred Credits/Unearned Income	152,951,612.84
<b>Total Current Liabilities</b>	<b>Php 302,122,512.40</b>
<b>Non-Current Liabilities</b>	
Financial Liabilities	Php 345,413,305.66
Deferred Credits/Unearned Income	
Provisions	
Other Payables	2,080,063.93
<b>Total Non-Current Liabilities</b>	<b>Php 347,493,369.59</b>
<b>Total Liabilities</b>	<b>Php 649,615,881.99</b>
<b>NET ASSETS/EQUITY</b>	
Government Equity	<b>Php 2,696,896,496.37</b>
<b>Total Liabilities and Net Assets/Equity</b>	<b>Php 3,346,512,378.36</b>

Prepared By:

MA. ROWENA N. TAMAYO  
Management and Audit Analyst IV

Certified Correct:

EVANGELINE P. CRUZ, CPA  
City Accountant

CITY GOVERNMENT OF NAVOTAS

GENERAL FUND

STATEMENT OF FINANCIAL PERFORMANCE

For the Period Ended June 30, 2021

<b>Revenue</b>	Php 363,423,062.84
Tax Revenue	384,214,986.00
Share from Internal Revenue Collections	
Other Share from National Taxes	39,199,537.34
Service and Business Income	-
Shares, Grants and Donations	
Gains	9,184,052.57
Other Income	<b>Php 796,021,638.75</b>
<b>Total Revenue</b>	
<b>Less: Current Operating Expenses</b>	Php 132,768,133.62
Personnel Services	396,141,253.42
Maintenance and Other Operating Expenses	7,278,789.18
Financial Expenses	
Direct Cost	102,477,192.40
Non-cash Expenses	<b>Php 638,665,368.62</b>
<b>Current Operating Expenses</b>	<b>Php 157,356,270.13</b>
<b>Surplus (Deficit) from Current Operation</b>	
Add (Deduct):	222,113,603.31
Transfers, Assistance and Subsidy From	46,381,694.06
Transfers, Assistance and Subsidy To	<b>Php 333,088,179.38</b>
<b>Surplus(Deficit) for the period</b>	

Prepared By:

MA. ROWENA TAMAYO  
Management and Audit Analyst IV

Certified Correct:

EVANGELINE P. CRUZ, CPA  
City Accountant

**NATIONAL CAPITAL REGION  
CITY OF NAVOTAS  
GENERAL FUND  
Statement of Condensed Cash Flows  
For the Period Ended June 30, 2021**

<b>Cash Flows from Operating Activities</b>	
<b>Cash Inflows</b>	
Collection from taxpayers	Php 342,049,360.13
Share from Internal Revenue Allotment	384,214,986.00
Receipts from business/service income	38,009,663.35
Interest Income	177,541.17
Dividend Income	
Other Receipts	353,102,977.06
<b>Total Cash Inflows</b>	<b>Php 1,117,554,527.71</b>
<b>Cash Outflows</b>	
Payment of expenses	Php 204,976,758.18
Payments to suppliers and creditors	190,974,091.27
Payments to employees	153,938,684.26
Interest Expense	7,194,394.68
Other Expenses	422,162,820.14
<b>Total Cash Outflows</b>	<b>Php 979,246,748.53</b>
<b>Net Cash Flows from Operating Activities</b>	<b>Php 138,307,779.18</b>
<b>Cash Flows from Investing Activities</b>	
<b>Cash Inflows</b>	
Proceeds from Sale of Investment Property	Php -
Proceeds from Sale/Disposal of Property, Plant and Equipment	-
Proceeds from Sale of Non-Current Investments	-
Collection of Principal on loans to other entities	-
<b>Total Cash Inflows</b>	<b>Php -</b>
<b>Cash Outflows</b>	
Purchase/Construction of Investment Property	116,031,263.64
Purchase/Construction of Property, Plant and Equipment	
Investment (Time Deposit)	
Purchase of Bearer Biological Assets	-
Purchase of Intangible Assets	
Grant of Loans	
<b>Total Cash Outflows</b>	<b>Php 116,031,263.64</b>
<b>Net Cash Flows from Investing Activities</b>	<b>Php (116,031,263.64)</b>
<b>Cash Flows from Financing Activities</b>	
<b>Cash Inflows</b>	
Proceeds from Issuance of Bonds	Php -
Proceeds from Loans	9,572,466.49
<b>Total Cash Inflows</b>	<b>Php 9,572,466.49</b>
<b>Cash Outflows</b>	
Payment of Long-Term Liabilities	Php -
Retirement/Redemption of debt securities	-
Payment of loan amortization	31,850,014.12
<b>Total Cash Outflows</b>	<b>Php 31,850,014.12</b>
<b>Net Cash Flows from Financing Activities</b>	<b>Php (22,277,547.63)</b>
<b>Total Cash Provided by Operating, Investing and Financing Activities</b>	<b>Php (1,032.09)</b>
<b>Add: Cash at the Beginning of the year</b>	<b>597,378,069.98</b>
<b>Cash Balance at the End of the Year</b>	<b>Php 597,377,037.89</b>

Prepared By:

**MA. ROWENA M. TAMAYO**  
Management and Audit Analyst IV

Certified Correct:

**EVANGELINE P. CRUZ, CPA**  
City Accountant

**NATIONAL CAPITAL REGION  
CITY OF NAVOTAS**

**NAVOTAS CITY HOSPITAL  
STATEMENT OF FINANCIAL POSITION  
As of January 31, 2021**

<b>ASSETS</b>	
<i>Current Assets</i>	
Cash and Cash Equivalents	Php 326,039,571.76
Investments	6,368.00
Receivables	278,898.98
Inventories	75,064,727.74
Prepayments and Deferred Charges	853,031.33
<b>Total Current Assets</b>	<b>Php 402,242,597.81</b>
<i>Non-Current Assets</i>	
Investments	
Receivables	
Investment Property	
Property, Plant and Equipment	374,087,105.67
Biological Assets	
Intangible Assets	
<b>Total Non-Current Assets</b>	<b>Php 374,087,105.67</b>
<b>Total Assets</b>	<b>Php 776,329,703.48</b>
<b>LIABILITIES</b>	
<i>Current Liabilities</i>	
Financial Liabilities	Php 16,572,462.81
Inter-Agency Payables	4,338,382.88
Trust Liabilities	1,693,288.57
Deferred Credits/Unearned Income	-
<b>Total Current Liabilities</b>	<b>Php 22,604,134.26</b>
<i>Non-Current Liabilities</i>	
Financial Liabilities	
Deferred Credits/Unearned Income	
Provisions	
Other Payables	9,701,805.64
<b>Total Non-Current Liabilities</b>	<b>Php 9,701,805.64</b>
<b>Total Liabilities</b>	<b>Php 32,305,939.90</b>
<b>NET ASSETS/EQUITY</b>	
Government Equity	Php 744,023,763.58
<b>Total Liabilities and Net Assets/Equity</b>	<b>Php 776,329,703.48</b>

Prepared By:

MA. ROWEN N. TAMAYO  
Management and Audit Analyst IV

Certified Correct:

EVANGELINA P. CRUZ, CPA  
City Accountant

**NATIONAL CAPITAL REGION  
CITY OF NAVOTAS**

**NAVOTAS CITY HOSPITAL  
STATEMENT OF FINANCIAL PERFORMANCE  
As of January 31, 2021**

<b>Revenue</b>		
Tax Revenue	Php	81,757.79
Share from Internal Revenue Collections		
Other Share from National Taxes		8,709,195.61
Service and Business Income		
Shares, Grants and Donations		
Gains		112,171.08
Other Income	Php	8,903,124.48
<b>Total Revenue</b>		
<b>Less: Current Operating Expenses</b>	Php	2,146,858.52
Personnel Services		5,364,575.62
Maintenance and Other Operating Expenses		1,670,092.41
Non-cash Expenses		-
Financial Expenses	Php	9,181,526.55
<b>Current Operating Expenses</b>		
	Php	(278,402.07)
<b>Surplus (Deficit) from Current Operation</b>		
<b>Add (Deduct):</b>		
Transfers, Assistance and Subsidy From		
Transfers, Assistance and Subsidy To		
	Php	(278,402.07)
<b>Surplus(Deficit) for the period</b>		

Prepared By:

**MA. ROWENA N. TAMAYO**  
Management and Audit Analyst IV

Certified Correct:

**EVANGELINE P. CRUZ, CPA**  
City Accountant

NATIONAL CAPITAL REGION  
CITY OF NAVOTAS

NAVOTAS CITY HOSPITAL  
Statement of Condensed Cash Flows  
For the Period Ended January 31, 2021

<b>Cash Flows from Operating Activities</b>	
<b>Cash Inflows</b>	
Collection from taxpayers	Php 81,757.79
Share from Internal Revenue Allotment	-
Receipts from business/service income	6,594,985.61
Interest Income	-
Dividend Income	-
Other Receipts	50,439,369.56
<b>Total Cash Inflows</b>	<b>Php 57,116,112.96</b>
<b>Cash Outflows</b>	
Payment of expenses	Php 5,258,151.88
Payments to suppliers and creditors	12,888,533.72
Payments to employees	2,012,697.07
Interest Expense	-
Other Expenses	9,162,296.35
<b>Total Cash Outflows</b>	<b>Php 29,321,679.02</b>
<b>Net Cash Flows from Operating Activities</b>	<b>Php 27,794,433.94</b>
<b>Cash Flows from Investing Activities</b>	
<b>Cash Inflows</b>	
Proceeds from Sale of Investment Property	Php -
Proceeds from Sale/Disposal of Property, Plant and Equipment	-
Proceeds from Sale of Non-Current Investments	-
Collection of Principal on loans to other entities	-
<b>Total Cash Inflows</b>	<b>Php -</b>
<b>Cash Outflows</b>	
Purchase/Construction of Investment Property	Php -
Purchase/Construction of Property, Plant and Equipment	-
Investment	-
Purchase of Bearer Biological Assets	-
Purchase of Intangible Assets	-
Grant of Loans	-
<b>Total Cash Outflows</b>	<b>Php -</b>
<b>Net Cash Flows from Investing Activities</b>	<b>Php -</b>
<b>Cash Flows from Financing Activities</b>	
<b>Cash Inflows</b>	
Proceeds from Issuance of Bonds	Php -
Proceeds from Loans	-
<b>Total Cash Inflows</b>	<b>Php -</b>
<b>Cash Outflows</b>	
Payment of Long-Term Liabilities	-
Retirement/Redemption of debt securities	-
Payment of loan amortization	-
<b>Total Cash Outflows</b>	<b>Php -</b>
<b>Net Cash Flows from Financing Activities</b>	<b>Php -</b>
<b>Total Cash Provided by Operating, Investing and Financing Activities</b>	<b>27,794,433.94</b>
<b>Add: Cash at the Beginning of the year</b>	<b>298,245,137.82</b>
<b>Cash Balance at the End of the Year</b>	<b>Php 326,039,571.76</b>

Prepared By:

MA. ROWENA N. TAMAYO  
Management and Audit Analyst IV

Certified Correct

EYANGELINE P. CRUZ, CPA  
City Accountant

**NATIONAL CAPITAL REGION  
CITY OF NAVOTAS**

**NAVOTAS CITY HOSPITAL  
STATEMENT OF FINANCIAL POSITION  
As of February 28, 2021**

<b>ASSETS</b>	
<i>Current Assets</i>	
Cash and Cash Equivalents	Php 332,724,483.34
Investments	6,368.00
Receivables	(707,162.59)
Inventories	76,126,521.14
Prepayments and Deferred Charges	1,103,031.33
<b>Total Current Assets</b>	<b>Php 409,253,241.22</b>
<i>Non-Current Assets</i>	
Investments	
Receivables	
Investment Property	
Property, Plant and Equipment	372,397,043.31
Biological Assets	
Intangible Assets	
<b>Total Non-Current Assets</b>	<b>Php 372,397,043.31</b>
<b>Total Assets</b>	<b>Php 781,650,284.53</b>
<b>LIABILITIES</b>	
<i>Current Liabilities</i>	
Financial Liabilities	Php 9,967,026.88
Inter-Agency Payables	4,281,217.59
Trust Liabilities	1,713,538.57
Deferred Credits/Unearned Income	-
<b>Total Current Liabilities</b>	<b>Php 15,961,783.04</b>
<i>Non-Current Liabilities</i>	
Financial Liabilities	
Deferred Credits/Unearned Income	
Provisions	
Other Payables	9,693,012.92
<b>Total Non-Current Liabilities</b>	<b>Php 9,693,012.92</b>
<b>Total Liabilities</b>	<b>Php 25,654,795.96</b>
<b>NET ASSETS/EQUITY</b>	
Government Equity	Php 755,995,488.57
<b>Total Liabilities and Net Assets/Equity</b>	<b>Php 781,650,284.53</b>

Prepared By:

MA. ROWEN W. TAMAYO  
Management and Audit Analyst IV

Certified Correct:

EVANGELINE P. CRUZ, CPA  
City Accountant

**NATIONAL CAPITAL REGION  
CITY OF NAVOTAS**

**NAVOTAS CITY HOSPITAL  
STATEMENT OF FINANCIAL PERFORMANCE  
As of February 28, 2021**

<b>Revenue</b>		
Tax Revenue	Php	143,151.29
Share from Internal Revenue Collections		
Other Share from National Taxes		10,544,143.99
Service and Business Income		
Shares, Grants and Donations		
Gains		112,171.08
Other Income		
<b>Total Revenue</b>	Php	<b>10,799,466.36</b>
<b>Less: Current Operating Expenses</b>	Php	<b>4,412,816.42</b>
Personnel Services		11,333,172.25
Maintenance and Other Operating Expenses		3,360,154.77
Non-cash Expenses		-
Financial Expenses		
<b>Current Operating Expenses</b>	Php	<b>19,106,143.44</b>
<b>Surplus (Deficit) from Current Operation</b>	Php	<b>(8,306,677.08)</b>
Add (Deduct):		
Transfers, Assistance and Subsidy From		20,000,000.00
Transfers, Assistance and Subsidy To		
<b>Surplus(Deficit) for the period</b>	Php	<b>11,693,322.92</b>

Prepared By:

**MA. ROWENA N. TAMAYO**  
Management and Audit Analyst IV

Certified Correct:

**EVANGELINE P. CRUZ, CPA**  
City Accountant



NATIONAL CAPITAL REGION  
CITY OF NAVOTAS

NAVOTAS CITY HOSPITAL  
Statement of Condensed Cash Flows  
For the Period Ended February 28, 2021

<b>Cash Flows from Operating Activities</b>	
<b>Cash Inflows</b>	
Collection from taxpayers	Pho 143,151.29
Share from Internal Revenue Allotment	-
Receipts from business/service income	6,701,226.99
Interest Income	-
Dividend Income	-
Other Receipts	73,109,702.66
<b>Total Cash Inflows</b>	<b>Pho 79,954,080.94</b>
<b>Cash Outflows</b>	
Pavment of expenses	Pho 10,839,050.50
Payments to suppliers and creditors	20,885,630.60
Payments to employees	3,936,057.97
Interest Expense	-
Other Expenses	9,813,996.35
<b>Total Cash Outflows</b>	<b>Pho 45,474,735.42</b>
<b>Net Cash Flows from Operating Activities</b>	<b>Pho 34,479,345.52</b>
<b>Cash Flows from Investing Activities</b>	
<b>Cash Inflows</b>	
Proceeds from Sale of Investment Property	Pho -
Proceeds from Sale/Disposal of Property, Plant and Equipment	-
Proceeds from Sale of Non-Current Investments	-
Collection of Principal on loans to other entities	-
<b>Total Cash Inflows</b>	<b>Pho -</b>
<b>Cash Outflows</b>	
Purchase/Construction of Investment Property	Pho -
Purchase/Construction of Property, Plant and Equipment	-
Investment	-
Purchase of Bearer Biological Assets	-
Purchase of Intangible Assets	-
Grant of Loans	-
<b>Total Cash Outflows</b>	<b>Pho -</b>
<b>Net Cash Flows from Investing Activities</b>	<b>Pho -</b>
<b>Cash Flows from Financing Activities</b>	
<b>Cash Inflows</b>	
Proceeds from Issuance of Bonds	Pho -
Proceeds from Loans	-
<b>Total Cash Inflows</b>	<b>Pho -</b>
<b>Cash Outflows</b>	
Payment of Long-Term Liabilities	-
Retirement/Redemption of debt securities	-
Payment of loan amortization	-
<b>Total Cash Outflows</b>	<b>Pho -</b>
<b>Net Cash Flows from Financing Activities</b>	<b>Pho -</b>
<b>Total Cash Provided by Operating, Investing and Financing Activities</b>	<b>34,479,345.52</b>
<b>Add: Cash at the Beginning of the year</b>	<b>Pho 298,245,137.82</b>
<b>Cash Balance at the End of the Year</b>	<b>Pho 332,724,483.34</b>

Prepared By:

MA. ROWENA D. TAMAYO  
Management and Audit Analyst IV

Certified Correct:

EVANGELINE P. CRUZ, CPA  
City Accountant

NATIONAL CAPITAL REGION  
CITY OF NAVOTAS

NAVOTAS CITY HOSPITAL  
STATEMENT OF FINANCIAL POSITION  
As of March 31, 2021

<b>ASSETS</b>	
<i>Current Assets</i>	
Cash and Cash Equivalents	Php 321,417,526.79
Investments	6,368.00
Receivables	(1,496,093.29)
Inventories	79,285,626.14
Prepayments and Deferred Charges	1,103,031.33
<b>Total Current Assets</b>	<b>Php 400,316,458.97</b>
<i>Non-Current Assets</i>	
Investments	
Receivables	
Investment Property	
Property, Plant and Equipment	370,706,980.95
Biological Assets	
Intangible Assets	
<b>Total Non-Current Assets</b>	<b>Php 370,706,980.95</b>
<b>Total Assets</b>	<b>Php 771,023,439.92</b>
<b>LIABILITIES</b>	
<i>Current Liabilities</i>	
Financial Liabilities	Php 8,186,238.39
Inter-Agency Payables	4,291,055.98
Trust Liabilities	1,738,015.95
Deferred Credits/Unearned Income	-
<b>Total Current Liabilities</b>	<b>Php 14,215,310.32</b>
<i>Non-Current Liabilities</i>	
Financial Liabilities	
Deferred Credits/Unearned Income	
Provisions	9,716,660.97
Other Payables	
<b>Total Non-Current Liabilities</b>	<b>Php 9,716,660.97</b>
<b>Total Liabilities</b>	<b>Php 23,931,971.29</b>
<b>NET ASSETS/EQUITY</b>	
Government Equity	Php 747,091,468.63
<b>Total Liabilities and Net Assets/Equity</b>	<b>Php 771,023,439.92</b>

Prepared By

MA. ROWEN N. TAMAYO  
Management and Audit Analyst IV

Certified Correct:

EVANGELINE P. CRUZ, CPA  
City Accountant

**NATIONAL CAPITAL REGION  
CITY OF NAVOTAS**

**NAVOTAS CITY HOSPITAL  
STATEMENT OF FINANCIAL PERFORMANCE  
As of March 31, 2021**

<b>Revenue</b>	Php	175,738.29
Tax Revenue		
Share from Internal Revenue Collections		
Other Share from National Taxes		13,815,987.13
Service and Business Income		
Shares, Grants and Donations		194,865.21
Gains		
Other Income	Php	14,186,590.63
<b>Total Revenue</b>		
<b>Less: Current Operating Expenses</b>	Php	7,062,383.89
Personnel Services		19,284,686.63
Maintenance and Other Operating Expenses		5,050,217.13
Non-cash Expenses		
Financial Expenses	Php	31,397,287.65
<b>Current Operating Expenses</b>		
	Php	(17,210,697.02)
<b>Surplus (Deficit) from Current Operation</b>		
Add (Deduct):		20,000,000.00
Transfers, Assistance and Subsidy From		
Transfers, Assistance and Subsidy To	Php	2,789,302.98
<b>Surplus(Deficit) for the period</b>		

Prepared By:

**MA. ROWENA N. TAMAYO**  
Management and Audit Analyst IV

Certified Correct:

**EVANGELINE P. CRUZ, CPA**  
City Accountant

NATIONAL CAPITAL REGION  
CITY OF NAVOTAS

NAVOTAS CITY HOSPITAL  
Statement of Condensed Cash Flows  
For the Period Ended March 31, 2021

<b>Cash Flows from Operating Activities</b>	
<b>Cash Inflows</b>	
Collection from taxpayers	Php 175,738.29
Share from Internal Revenue Allotment	-
Receipts from business/service income	7,010,029.30
Interest Income	32,660.83
Dividend Income	-
Other Receipts	77,487,480.26
<b>Total Cash Inflows</b>	<b>Php 84,705,908.68</b>
<b>Cash Outflows</b>	
Payment of expenses	Php 18,205,033.72
Payments to suppliers and creditors	26,659,454.75
Payments to employees	6,315,850.66
Interest Expense	-
Other Expenses	10,353,180.58
<b>Total Cash Outflows</b>	<b>Php 61,533,519.71</b>
<b>Net Cash Flows from Operating Activities</b>	<b>Php 23,172,388.97</b>
<b>Cash Flows from Investing Activities</b>	
<b>Cash Inflows</b>	
Proceeds from Sale of Investment Property	Php -
Proceeds from Sale/Disposal of Property, Plant and Equipment	-
Proceeds from Sale of Non-Current Investments	-
Collection of Principal on loans to other entities	-
<b>Total Cash Inflows</b>	<b>Php -</b>
<b>Cash Outflows</b>	
Purchase/Construction of Investment Property	Php -
Purchase/Construction of Property, Plant and Equipment	-
Investment	-
Purchase of Bearer Biological Assets	-
Purchase of Intangible Assets	-
Grant of Loans	-
<b>Total Cash Outflows</b>	<b>Php -</b>
<b>Net Cash Flows from Investing Activities</b>	<b>Php -</b>
<b>Cash Flows from Financing Activities</b>	
<b>Cash Inflows</b>	
Proceeds from Issuance of Bonds	Php -
Proceeds from Loans	-
<b>Total Cash Inflows</b>	<b>Php -</b>
<b>Cash Outflows</b>	
Payment of Long-Term Liabilities	-
Retirement/Redemption of debt securities	-
Payment of loan amortization	-
<b>Total Cash Outflows</b>	<b>Php -</b>
<b>Net Cash Flows from Financing Activities</b>	<b>Php -</b>
<b>Total Cash Provided by Operating, Investing and Financing Activities</b>	<b>23,172,388.97</b>
<b>Add: Cash at the Beginning of the year</b>	<b>298,245,137.82</b>
<b>Cash Balance at the End of the Year</b>	<b>Php 321,417,526.79</b>

Prepared By:

MA. ROWENA B. TAMAYO  
Management and Audit Analyst IV

Certified Correct:

EWANGELINE F. CRUZ, CPA  
City Accountant

NATIONAL CAPITAL REGION  
CITY OF NAVOTAS

NAVOTAS CITY HOSPITAL  
STATEMENT OF FINANCIAL POSITION  
As of April 30, 2021

<b>ASSETS</b>	
<i>Current Assets</i>	
Cash and Cash Equivalents	Php 328,271,213.47
Investments	6,368.00
Receivables	(2,257,580.57)
Inventories	83,561,057.94
Prepayments and Deferred Charges	1,103,031.33
<b>Total Current Assets</b>	<b>Php 410,684,090.17</b>
<i>Non-Current Assets</i>	
Investments	
Receivables	
Investment Property	
Property, Plant and Equipment	370,278,178.59
Biological Assets	
Intangible Assets	
<b>Total Non-Current Assets</b>	<b>Php 370,278,178.59</b>
<b>Total Assets</b>	<b>Php 780,962,268.76</b>
<b>LIABILITIES</b>	
<i>Current Liabilities</i>	
Financial Liabilities	Php 5,245,992.71
Inter-Agency Payables	4,479,596.80
Trust Liabilities	1,777,566.22
Deferred Credits/Unearned Income	-
<b>Total Current Liabilities</b>	<b>Php 11,503,155.73</b>
<i>Non-Current Liabilities</i>	
Financial Liabilities	
Deferred Credits/Unearned Income	
Provisions	9,723,073.27
Other Payables	
<b>Total Non-Current Liabilities</b>	<b>Php 9,723,073.27</b>
<b>Total Liabilities</b>	<b>Php 21,226,229.00</b>
<b>NET ASSETS/EQUITY</b>	
Government Equity	Php 759,736,039.76
<b>Total Liabilities and Net Assets/Equity</b>	<b>Php 780,962,268.76</b>

Prepared By:

MA. ROWENA D. TAMAYO  
Management and Audit Analyst IV

Certified Correct:

EVANGELINE P. CRUZ, CPA  
City Accountant

**NATIONAL CAPITAL REGION  
CITY OF NAVOTAS**

**NAVOTAS CITY HOSPITAL  
STATEMENT OF FINANCIAL PERFORMANCE  
As of April 30, 2021**

<b>Revenue</b>		
Tax Revenue	Php	238,736.29
Share from Internal Revenue Collections		
Other Share from National Taxes		38,341,042.39
Service and Business Income		
Shares, Grants and Donations		
Gains		194,932.47
Other Income		
<b>Total Revenue</b>	<b>Php</b>	<b>38,774,711.15</b>
<b>Less: Current Operating Expenses</b>	<b>Php</b>	<b>9,486,306.34</b>
Personnel Services		27,112,451.21
Maintenance and Other Operating Expenses		6,740,279.49
Non-cash Expenses		1,800.00
Financial Expenses		
<b>Current Operating Expenses</b>	<b>Php</b>	<b>43,340,837.04</b>
<b>Surplus (Deficit) from Current Operation</b>	<b>Php</b>	<b>(4,566,125.89)</b>
Add (Deduct):		
Transfers, Assistance and Subsidy From		20,000,000.00
Transfers, Assistance and Subsidy To		
<b>Surplus(Deficit) for the period</b>	<b>Php</b>	<b>15,433,874.11</b>

Prepared By:

**MA. ROWENA M. TAMAYO**  
Management and Audit Analyst IV

Certified Correct:

**EYANGELYN P. CRUZ, CPA**  
City Accountant

NATIONAL CAPITAL REGION  
CITY OF NAVOTAS

NAVOTAS CITY HOSPITAL  
Statement of Condensed Cash Flows  
For the Period Ended April 30, 2021

<b>Cash Flows from Operating Activities</b>	
<b>Cash Inflows</b>	
Collection from taxpayers	Php 238,736.29
Share from Internal Revenue Allotment	-
Receipts from business/service income	12,200,902.96
Interest Income	32,660.83
Dividend Income	-
Other Receipts	97,024,704.80
<b>Total Cash Inflows</b>	<b>109,497,004.88</b>
<b>Cash Outflows</b>	
Payment of expenses	Php 24,466,018.95
Payments to suppliers and creditors	34,017,170.99
Payments to employees	8,271,962.99
Interest Expense	-
Other Expenses	11,454,516.30
<b>Total Cash Outflows</b>	<b>78,209,669.23</b>
<b>Net Cash Flows from Operating Activities</b>	<b>31,287,335.65</b>
<b>Cash Flows from Investing Activities</b>	
<b>Cash Inflows</b>	
Proceeds from Sale of Investment Property	Php -
Proceeds from Sale/Disposal of Property, Plant and Equipment	-
Proceeds from Sale of Non-Current Investments	-
Collection of Principal on loans to other entities	-
<b>Total Cash Inflows</b>	<b>-</b>
<b>Cash Outflows</b>	
Purchase/Construction of Investment Property	Php 1,261,260.00
Purchase/Construction of Property, Plant and Equipment	-
Investment	-
Purchase of Bearer Biological Assets	-
Purchase of Intangible Assets	-
Grant of Loans	-
<b>Total Cash Outflows</b>	<b>1,261,260.00</b>
<b>Net Cash Flows from Investing Activities</b>	<b>(1,261,260.00)</b>
<b>Cash Flows from Financing Activities</b>	
<b>Cash Inflows</b>	
Proceeds from Issuance of Bonds	Php -
Proceeds from Loans	-
<b>Total Cash Inflows</b>	<b>-</b>
<b>Cash Outflows</b>	
Payment of Long-Term Liabilities	-
Retirement/Redemption of debt securities	-
Payment of loan amortization	-
<b>Total Cash Outflows</b>	<b>-</b>
<b>Net Cash Flows from Financing Activities</b>	<b>-</b>
<b>Total Cash Provided by Operating, Investing and Financing Activities</b>	<b>30,026,075.65</b>
<b>Add: Cash at the Beginning of the year</b>	<b>298,245,137.82</b>
<b>Cash Balance at the End of the Year</b>	<b>328,271,213.47</b>

Prepared By:

MA. ROWENA R. TAMAYO  
Management and Audit Analyst IV

Certified Correct:

EVANGELINE P. CRUZ, CPA  
City Accountant

NATIONAL CAPITAL REGION  
CITY OF NAVOTAS

NAVOTAS CITY HOSPITAL  
STATEMENT OF FINANCIAL POSITION  
As of May 31, 2021

<b>ASSETS</b>	
<i>Current Assets</i>	
Cash and Cash Equivalents	Php 302,154,152.98
Investments	6,368.00
Receivables	1,868,927.04
Inventories	93,209,336.69
Prepayments and Deferred Charges	1,103,031.33
<b>Total Current Assets</b>	<b>Php 398,341,816.04</b>
<i>Non-Current Assets</i>	
Investments	
Receivables	
Investment Property	
Property, Plant and Equipment	369,295,009.90
Biological Assets	
Intangible Assets	
<b>Total Non-Current Assets</b>	<b>Php 369,295,009.90</b>
<b>Total Assets</b>	<b>Php 767,636,825.94</b>
<b>LIABILITIES</b>	
<i>Current Liabilities</i>	
Financial Liabilities	Php 5,555,089.54
Inter-Agency Payables	4,790,679.85
Trust Liabilities	1,844,426.12
Deferred Credits/Unearned Income	-
<b>Total Current Liabilities</b>	<b>Php 12,190,195.51</b>
<i>Non-Current Liabilities</i>	
Financial Liabilities	
Deferred Credits/Unearned Income	
Provisions	9,680,442.60
Other Payables	
<b>Total Non-Current Liabilities</b>	<b>Php 9,680,442.60</b>
<b>Total Liabilities</b>	<b>Php 21,870,638.11</b>
<b>NET ASSETS/EQUITY</b>	
Government Equity	Php 745,766,187.83
<b>Total Liabilities and Net Assets/Equity</b>	<b>Php 767,636,825.94</b>

Prepared By:

MA. ROWENA M. TAMAYO  
Management and Audit Analyst IV

Certified Correct:

EVANGELINE P. CRUZ, CPA  
City Accountant



**NATIONAL CAPITAL REGION  
CITY OF NAVOTAS**

**NAVOTAS CITY HOSPITAL  
STATEMENT OF FINANCIAL PERFORMANCE**

**As of May 31, 2021**

<b>Revenue</b>		
Tax Revenue	Php	316,006.25
Share from Internal Revenue Collections		
Other Share from National Taxes		40,295,688.89
Service and Business Income		
Shares, Grants and Donations		
Gains		195,433.70
Other Income	Php	40,807,128.84
<b>Total Revenue</b>		
<b>Less: Current Operating Expenses</b>	Php	14,022,648.83
Personnel Services		36,930,995.26
Maintenance and Other Operating Expenses		8,409,448.18
Non-cash Expenses		1,800.00
Financial Expenses	Php	59,364,892.27
<b>Current Operating Expenses</b>		
<b>Surplus (Deficit) from Current Operation</b>	Php	(18,557,763.43)
Add (Deduct):		20,000,000.00
Transfers, Assistance and Subsidy From		
Transfers, Assistance and Subsidy To		
<b>Surplus(Deficit) for the period</b>	Php	1,442,236.57

Prepared By:

**MA. ROWENA W. TAMAYO**  
Management and Audit Analyst IV

Certified Correct:

**EVANGELINE P. CRUZ, CPA**  
City Accountant

NATIONAL CAPITAL REGION  
CITY OF NAVOTAS

NAVOTAS CITY HOSPITAL  
Statement of Condensed Cash Flows  
For the Period Ended May 31, 2021

<b>Cash Flows from Operating Activities</b>		
<b>Cash Inflows</b>		
Collection from taxpayers	Php	316,006.25
Share from Internal Revenue Allotment		-
Receipts from business/service income		13,214,299.46
Interest Income		32,660.83
Dividend Income		-
Other Receipts		98,321,317.10
<b>Total Cash Inflows</b>	<b>Php</b>	<b>111,884,283.64</b>
<b>Cash Outflows</b>		
Payment of expenses	Php	32,387,810.22
Payments to suppliers and creditors		48,229,136.94
Payments to employees		12,179,004.56
Interest Expense		-
Other Expenses		13,232,056.76
<b>Total Cash Outflows</b>	<b>Php</b>	<b>106,028,008.48</b>
<b>Net Cash Flows from Operating Activities</b>	<b>Php</b>	<b>5,856,275.16</b>
<b>Cash Flows from Investing Activities</b>		
<b>Cash Inflows</b>		
Proceeds from Sale of Investment Property	Php	-
Proceeds from Sale/Disposal of Property, Plant and Equipment		-
Proceeds from Sale of Non-Current Investments		-
Collection of Principal on loans to other entities		-
<b>Total Cash Inflows</b>	<b>Php</b>	<b>-</b>
<b>Cash Outflows</b>		
Purchase/Construction of Investment Property	Php	1,947,260.00
Purchase/Construction of Property, Plant and Equipment		-
Investment		-
Purchase of Bearer Biological Assets		-
Purchase of Intangible Assets		-
Grant of Loans		-
<b>Total Cash Outflows</b>	<b>Php</b>	<b>1,947,260.00</b>
<b>Net Cash Flows from Investing Activities</b>	<b>Php</b>	<b>(1,947,260.00)</b>
<b>Cash Flows from Financing Activities</b>		
<b>Cash Inflows</b>		
Proceeds from Issuance of Bonds	Php	-
Proceeds from Loans		-
<b>Total Cash Inflows</b>	<b>Php</b>	<b>-</b>
<b>Cash Outflows</b>		
Payment of Long-Term Liabilities		-
Retirement/Redemption of debt securities		-
Payment of loan amortization		-
<b>Total Cash Outflows</b>	<b>Php</b>	<b>-</b>
<b>Net Cash Flows from Financing Activities</b>	<b>Php</b>	<b>3,909,015.16</b>
<b>Total Cash Provided by Operating, Investing and Financing Activities</b>		<b>298,245,137.82</b>
<b>Add: Cash at the Beginning of the year</b>	Php	<b>302,154,152.98</b>
<b>Cash Balance at the End of the Year</b>		

Prepared By:

MA. ROWENA TAMAYO  
Management and Audit Analyst IV

Certified Correct:

EVANGELINE P. CRUZ, CPA  
City Accountant

**CITY GOVERNMENT OF NAVOTAS**  
**NAVOTAS CITY HOSPITAL**  
**STATEMENT OF FINANCIAL POSITION**  
**AS OF JUNE 30, 2021**

<b>ASSETS</b>	
<b>Current Assets</b>	
Cash and Cash Equivalents	301,165,910.93
Investments	8,368.00
Receivables	2,845,796.41
Inventories	94,232,002.37
Prepayments and Deferred Charges	1,103,031.33
<b>Total Current Assets</b>	<b>399,353,109.04</b>
<b>Non-current Assets</b>	
Property, Plant, and Equipment	367,593,256.21
<b>Total Non-current Assets</b>	<b>367,593,256.21</b>
<b>TOTAL ASSETS</b>	<b>766,946,365.25</b>
<b>LIABILITIES</b>	
<b>Current Liabilities</b>	
Financial Liabilities	6,721,408.84
Inter-Agency Payables	4,046,631.08
Intra-Agency Payables	2,254,776.22
Trust Liabilities	1,844,426.12
<b>Total Current Liabilities</b>	<b>14,867,242.26</b>
<b>Non-current Liabilities</b>	
Other Payables	9,600,069.13
<b>Total Non-current Liabilities</b>	<b>9,600,069.13</b>
<b>TOTAL LIABILITIES</b>	<b>24,467,311.39</b>
<b>NET ASSETS/EQUITY</b>	
Government Equity	742,479,053.86
<b>TOTAL LIABILITIES AND NET ASSETS/EQUITY</b>	<b>766,946,365.25</b>

Prepared By:

  
**DENZEL A. CRUZ, CPA**  
 Accountant III

Certified Correct:



# CITY GOVERNMENT OF NAVOTAS

## NAVOTAS CITY HOSPITAL STATEMENT OF FINANCIAL PERFORMANCE AS OF JUNE 30, 2021

<b>INCOME</b>	
Tax Revenue	341,042.25
Service and Business Income	50,657,436.58
Other Income	260,164.77
<b>Total Income</b>	<b>51,258,643.60</b>
<b>CURRENT OPERATING EXPENSES</b>	
Personnel Services	16,459,192.60
Maintenance and Other Operating Expenses	46,454,416.35
Non-cash Expenses	10,111,201.87
Financial Expenses	1,800.00
<b>Total Current Operating Expenses</b>	<b>73,026,610.82</b>
<b>DEFICIT FROM OPERATIONS</b>	<b>(21,767,967.22)</b>
Add: Transfers, Assistance, and Subsidy from	20,000,000.00
<b>DEFICIT FOR THE PERIOD</b>	<b>(1,767,967.22)</b>

Prepared By:

  
**DENZEL A. CRUZ, CPA**  
Accountant II

Certified Correct:


  
**EVANGELINE P. CRUZ, CPA**  
City Accountant

# CITY GOVERNMENT OF NAVOTAS

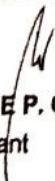
## NAVOTAS CITY HOSPITAL STATEMENT OF CASH FLOWS AS OF JUNE 30, 2021

<b>CASH FLOWS FROM OPERATING ACTIVITIES</b>	
<b>Cash Inflows</b>	
Collections from taxpayers	341,042.25
Receipts from business/service income	23,614,760.84
Interest Income	64,731.07
Other Receipts	99,044,247.10
<b>Total Cash Inflows from Operating Activities</b>	<b>123,064,781.26</b>
<b>Cash Outflows</b>	
Payment of expenses	40,698,287.32
Payment to suppliers and creditors	49,395,504.23
Payment to employees	14,186,213.53
Other expenses	13,916,743.07
<b>Total Cash Outflows from Operating Activities</b>	<b>118,196,748.15</b>
<b>Net Cash Flows from Operating Activities</b>	<b>4,868,033.11</b>
<b>CASH FLOWS FROM INVESTING ACTIVITIES</b>	
<b>Cash Outflows</b>	
Purchase/Construction of Property, Plant, and Equipment	1,947,260.00
<b>Net Cash Flows from Investing Activities</b>	<b>1,947,260.00</b>
<b>Total Cash Provided by Operating and Investing Activities</b>	<b>2,920,773.11</b>
<b>Cash Balance as of January 1, 2021</b>	<b>298,245,137.82</b>
<b>Cash Balance as of June 30, 2021</b>	<b>301,165,910.93</b>

Prepared By:

  
**DENZEL A. CRUZ, CPA**  
Accountant III

Certified Correct:

  
**EVANGELINE P. CRUZ, CPA**  
City Accountant

**NATIONAL CAPITAL REGION  
CITY OF NAVOTAS**

**NAVOTAS POLYTECHNIC COLLEGE  
STATEMENT OF FINANCIAL POSITION  
As of January 31, 2021**

<b>ASSETS</b>	
<i>Current Assets</i>	
Cash and Cash Equivalents	Php 28,486,555.31
Investments	30,656,933.77
Receivables	1,174,448.17
Inventories	
Prepayments and Deferred Charges	
<b>Total Current Assets</b>	<b>Php 60,317,937.25</b>
<i>Non-Current Assets</i>	
Investments	
Receivables	
Investment Property	19,084,071.60
Property, Plant and Equipment	
Biological Assets	
Intangible Assets	
<b>Total Non-Current Assets</b>	<b>Php 19,084,071.60</b>
<b>Total Assets</b>	<b>Php 79,402,008.85</b>
<b>LIABILITIES</b>	
<i>Current Liabilities</i>	
Financial Liabilities	Php 1,198,256.29
Inter-Agency Payables	6,011,953.94
Trust Liabilities	24,328.84
Deferred Credits/Unearned Income	
<b>Total Current Liabilities</b>	<b>Php 7,234,539.07</b>
<i>Non-Current Liabilities</i>	
Financial Liabilities	
Deferred Credits/Unearned Income	
Provisions	130,664.00
Other Payables	
<b>Total Non-Current Liabilities</b>	<b>Php 130,664.00</b>
<b>Total Liabilities</b>	<b>Php 7,365,203.07</b>
<b>NET ASSETS/EQUITY</b>	
Government Equity	Php 72,036,805.78
<b>Total Liabilities and Net Assets/Equity</b>	<b>Php 79,402,008.85</b>

Prepared By:

MA. ROWENA W. TAMAYO  
Management and Audit Analyst IV

Certified Correct:

EVANGELINE P. CRUZ, CPA  
City Accountant

**NATIONAL CAPITAL REGION  
CITY OF NAVOTAS**

**NAVOTAS POLYTECHNIC COLLEGE  
STATEMENT OF FINANCIAL PERFORMANCE  
As of January 31, 2021**

	2021
<b>Revenue</b>	
Tax Revenue	Php 7,970.00
Share from Internal Revenue Collections	
Other Share from National Taxes	13,500.00
Service and Business Income	
Shares, Grants and Donations	
Gains	
Other Income	
<b>Total Revenue</b>	<b>Php 21,470.00</b>
<b>Less: Current Operating Expenses</b>	
Personnel Services	Php 377,436.02
Maintenance and Other Operating	1,059,582.01
Non-cash Expenses	245,238.10
Financial Expenses	-
<b>Current Operating Expenses</b>	<b>Php 1,682,256.13</b>
<b>Surplus (Deficit) from Current Operation</b>	
Add (Deduct):	
Transfers, Assistance and Subsidy	
Transfers, Assistance and Subsidy To	
<b>Surplus(Deficit) for the period</b>	<b>Php (1,660,786.13)</b>

Prepared By:

**MA. ROWENA N. TAMAYO**  
Management and Audit Analyst IV

Certified Correct:

**EVANGELINE P. CRUZ, CPA**  
City Accountant

NATIONAL CAPITAL REGION  
CITY OF NAVOTAS

NAVOTAS POLYTECHNIC COLLEGE  
Statement of Condensed Cash Flows  
For the Period Ended January 31, 2020

<b>Cash Flows from Operating Activities</b>	
<b>Cash Inflows</b>	
Collection from taxpayers	Pho 7,970.00
Share from Internal Revenue Allotment	-
Receipts from business/service income	13,500.00
Interest Income	-
Dividend Income	-
Other Receipts	-
<b>Total Cash Inflows</b>	<b>Pho 21,470.00</b>
<b>Cash Outflows</b>	
Payment of expenses	Pho 1,059,582.01
Payments to suppliers and creditors	773,228.81
Payments to employees	305,593.58
Interest Expense	-
Other Expenses	-
<b>Total Cash Outflows</b>	<b>Pho 2,138,404.40</b>
<b>Net Cash Flows from Operating Activities</b>	<b>Pho (2,116,934.40)</b>
<b>Cash Flows from Investing Activities</b>	
<b>Cash Inflows</b>	
Proceeds from Sale of Investment Property	Pho -
Proceeds from Sale/Disposal of Property, Plant and Equipment	-
Proceeds from Sale of Non-Current Investments	-
Collection of Principal on loans to other entities	-
<b>Total Cash Inflows</b>	<b>Pho -</b>
<b>Cash Outflows</b>	
Purchase/Construction of Investment Property	Pho -
Purchase/Construction of Property, Plant and Equipment	-
Investment	-
Purchase of Bearer Biological Assets	-
Purchase of Intangible Assets	-
Grant of Loans	-
<b>Total Cash Outflows</b>	<b>Pho -</b>
<b>Net Cash Flows from Investing Activities</b>	<b>Pho -</b>
<b>Cash Flows from Financing Activities</b>	
<b>Cash Inflows</b>	
Proceeds from Issuance of Bonds	Pho -
Proceeds from Loans	-
<b>Total Cash Inflows</b>	<b>Pho -</b>
<b>Cash Outflows</b>	
Payment of Long-Term Liabilities	-
Retirement/Redemption of debt securities	-
Payment of loan amortization	-
<b>Total Cash Outflows</b>	<b>Pho -</b>
<b>Net Cash Flows from Financing Activities</b>	<b>Pho -</b>
<b>Total Cash Provided by Operating, Investing and Financing Activities</b>	<b>Pho (2,116,934.40)</b>
<b>Add: Cash at the Beginning of the year</b>	<b>Pho 30,603,489.71</b>
<b>Cash Balance at the End of the Year</b>	<b>Pho 28,486,555.31</b>

Prepared By:

MA. ROWENA N. TAMAYO  
Management and Audit Analyst IV

Certified Correct:

EVANGELINA P. CRUZ, CPA  
City Accountant



NATIONAL CAPITAL REGION  
CITY OF NAVOTAS

NAVOTAS POLYTECHNIC COLLEGE  
STATEMENT OF FINANCIAL POSITION  
As of February 28, 2021

<b>ASSETS</b>	
<i>Current Assets</i>	
Cash and Cash Equivalents	Php 71,416,882.15
Investments	655,044.30
Receivables	1,174,448.17
Inventories	
Prepayments and Deferred Charges	
<b>Total Current Assets</b>	<b>Php 73,246,374.62</b>
<i>Non-Current Assets</i>	
Investments	
Receivables	
Investment Property	18,838,833.50
Property, Plant and Equipment	
Biological Assets	
Intangible Assets	
<b>Total Non-Current Assets</b>	<b>Php 18,838,833.50</b>
<b>Total Assets</b>	<b>Php 92,085,208.12</b>
<b>LIABILITIES</b>	
<i>Current Liabilities</i>	
Financial Liabilities	Php 579,297.89
Inter-Agency Payables	6,002,576.99
Trust Liabilities	26,568.84
Deferred Credits/Unearned Income	
<b>Total Current Liabilities</b>	<b>Php 6,608,443.72</b>
<i>Non-Current Liabilities</i>	
Financial Liabilities	
Deferred Credits/Unearned Income	
Provisions	130,664.00
Other Payables	
<b>Total Non-Current Liabilities</b>	<b>Php 130,664.00</b>
<b>Total Liabilities</b>	<b>Php 6,739,107.72</b>
<b>NET ASSETS/EQUITY</b>	
Government Equity	Php 85,346,100.40
<b>Total Liabilities and Net Assets/Equity</b>	<b>Php 92,085,208.12</b>

Prepared By:

MA. ROWENA N. TAMAYO  
Management and Audit Analyst IV

Certified Correct:

EVANGELINE P. CRUZ, CPA  
City Accountant

**NATIONAL CAPITAL REGION  
CITY OF NAVOTAS**

**NAVOTAS POLYTECHNIC COLLEGE  
STATEMENT OF FINANCIAL PERFORMANCE  
As of February 28 , 2021**

<b>Revenue</b>		
Tax Revenue	<b>Php</b>	<b>13,590.00</b>
Share from Internal Revenue Collections		
Other Share from National Taxes		<b>170,100.00</b>
Service and Business Income		
Shares, Grants and Donations		
Gains		
Other Income		
<b>Total Revenue</b>	<b>Php</b>	<b>183,690.00</b>
<b>Less: Current Operating Expenses</b>	<b>Php</b>	<b>774,872.04</b>
Personnel Services		<b>1,831,427.27</b>
Maintenance and Other Operating Expenses		<b>490,476.20</b>
Non-cash Expenses		<b>-</b>
Financial Expenses		
<b>Current Operating Expenses</b>	<b>Php</b>	<b>3,096,775.51</b>
<b>Surplus (Deficit) from Current Operation</b>	<b>Php</b>	<b>(2,913,085.51)</b>
Add (Deduct):		
Transfers, Assistance and Subsidy From		<b>14,561,594.00</b>
Transfers, Assistance and Subsidy To		<b>-</b>
<b>Surplus(Deficit) for the period</b>	<b>Php</b>	<b>11,648,508.49</b>

Prepared By:

**MA. ROWENA N. TAMAYO**  
Management and Audit Analyst IV

Certified Correct:

**EVANGELINE P. CRUZ, CPA**  
City Accountant

NATIONAL CAPITAL REGION  
CITY OF NAVOTAS

NAVOTAS POLYTECHNIC COLLEGE  
Statement of Condensed Cash Flows  
For the Period Ended February 28, 2020

<b>Cash Flows from Operating Activities</b>	
<b>Cash Inflows</b>	
Collection from taxpayers	Php 13,590.00
Share from Internal Revenue Allotment	-
Receipts from business/service income	170,100.00
Interest Income	-
Dividend Income	-
Other Receipts	44,479,514.00
<b>Total Cash Inflows</b>	<b>Php 44,663,204.00</b>
<b>Cash Outflows</b>	
Payment of expenses	Php 1,805,196.97
Payments to suppliers and creditors	1,354,200.93
Payments to employees	644,183.36
Interest Expense	-
Other Expenses	46,230.30
<b>Total Cash Outflows</b>	<b>Php 3,849,811.56</b>
<b>Net Cash Flows from Operating Activities</b>	<b>Php 40,813,392.44</b>
<b>Cash Flows from Investing Activities</b>	
<b>Cash Inflows</b>	
Proceeds from Sale of Investment Property	Php -
Proceeds from Sale/Disposal of Property, Plant and Equipment	-
Proceeds from Sale of Non-Current Investments	-
Collection of Principal on loans to other entities	-
<b>Total Cash Inflows</b>	<b>Php -</b>
<b>Cash Outflows</b>	
Purchase/Construction of Investment Property	Php -
Purchase/Construction of Property, Plant and Equipment	-
Investment	-
Purchase of Bearer Biological Assets	-
Purchase of Intangible Assets	-
Grant of Loans	-
<b>Total Cash Outflows</b>	<b>Php -</b>
<b>Net Cash Flows from Investing Activities</b>	<b>Php -</b>
<b>Cash Flows from Financing Activities</b>	
<b>Cash Inflows</b>	
Proceeds from Issuance of Bonds	Php -
Proceeds from Loans	-
<b>Total Cash Inflows</b>	<b>Php -</b>
<b>Cash Outflows</b>	
Payment of Long-Term Liabilities	-
Retirement/Redemption of debt securities	-
Payment of loan amortization	-
<b>Total Cash Outflows</b>	<b>Php -</b>
<b>Net Cash Flows from Financing Activities</b>	<b>Php -</b>
<b>Total Cash Provided by Operating, Investing and Financing Activities</b>	<b>Php 40,813,392.44</b>
<b>Add: Cash at the Beginning of the year</b>	<b>30,603,489.71</b>
<b>Cash Balance at the End of the Year</b>	<b>Php 71,416,882.15</b>

Prepared By:

**MA. ROWENA W. TAMAYO**  
Management and Audit Analyst IV

Certified Correct:


**EVANGELINE P. CRUZ, CPA**  
City Accountant

**NATIONAL CAPITAL REGION  
CITY OF NAVOTAS**

**NAVOTAS POLYTECHNIC COLLEGE  
STATEMENT OF FINANCIAL POSITION  
As of March 31, 2021**

<b>ASSETS</b>	
<i>Current Assets</i>	
Cash and Cash Equivalents	Php 69,404,468.41
Investments	605,732.36
Receivables	1,174,448.17
Inventories	
Prepayments and Deferred Charges	
<b>Total Current Assets</b>	<b>Php 71,184,648.94</b>
<i>Non-Current Assets</i>	
Investments	
Receivables	
Investment Property	
Property, Plant and Equipment	18,864,010.82
Biological Assets	
Intangible Assets	
<b>Total Non-Current Assets</b>	<b>Php 18,864,010.82</b>
<b>Total Assets</b>	<b>Php 90,048,659.76</b>
<b>LIABILITIES</b>	
<i>Current Liabilities</i>	
Financial Liabilities	Php 585,787.15
Inter-Agency Payables	5,519,189.34
Trust Liabilities	26,568.84
Deferred Credits/Unearned Income	
<b>Total Current Liabilities</b>	<b>Php 6,131,545.33</b>
<i>Non-Current Liabilities</i>	
Financial Liabilities	
Deferred Credits/Unearned Income	
Provisions	130,664.00
Other Payables	
<b>Total Non-Current Liabilities</b>	<b>Php 130,664.00</b>
<b>Total Liabilities</b>	<b>Php 6,262,209.33</b>
<b>NET ASSETS/EQUITY</b>	
Government Equity	Php 83,786,450.43
<b>Total Liabilities and Net Assets/Equity</b>	<b>Php 90,048,659.76</b>

Prepared By:

  
MA. ROWENA N. TAMAYO  
Management and Audit Analyst IV

Certified Correct:

  
EVANGELINE P. CRUZ, CPA  
City Accountant IV

**NATIONAL CAPITAL REGION  
CITY OF NAVOTAS**

**NAVOTAS POLYTECHNIC COLLEGE  
STATEMENT OF FINANCIAL PERFORMANCE  
As of March 31, 2021**

<b>Revenue</b>	Php	16,362.00
Tax Revenue		
Share from Internal Revenue Collections		
Other Share from National Taxes		243,095.64
Service and Business Income		
Shares, Grants and Donations		
Gains		
Other Income	Php	259,457.64
<b>Total Revenue</b>		
<b>Less: Current Operating Expenses</b>	Php	1,288,764.22
Personnel Services		2,709,290.02
Maintenance and Other Operating Expenses		734,138.88
Non-cash Expenses		-
Financial Expenses	Php	4,732,193.12
<b>Current Operating Expenses</b>		
<b>Surplus (Deficit) from Current Operation</b>	Php	(4,472,735.48)
Add (Deduct):		14,561,594.00
Transfers, Assistance and Subsidy From		
Transfers, Assistance and Subsidy To		-
<b>Surplus(Deficit) for the period</b>	Php	10,088,858.52

Prepared By:

**MA. ROWENA N. TAMAYO**  
Management and Audit Analyst IV

Certified Correct:

**EVANGELINE P. CRUZ, CPA**  
City Accountant

NATIONAL CAPITAL REGION  
CITY OF NAVOTAS

NAVOTAS POLYTECHNIC COLLEGE  
Statement of Condensed Cash Flows  
For the Period Ended March 31, 2020

<b>Cash Flows from Operating Activities</b>	
<b>Cash Inflows</b>	
Collection from taxpayers	Php 16,362.00
Share from Internal Revenue Allotment	-
Receipts from business/service income	237,975.00
Interest Income	5,120.64
Dividend Income	-
Other Receipts	44,489,213.26
<b>Total Cash Inflows</b>	<b>Php 44,748,670.90</b>
<b>Cash Outflows</b>	
Payment of expenses	Php 2,678,829.42
Payments to suppliers and creditors	1,343,182.94
Payments to employees	1,126,379.24
Interest Expense	-
Other Expenses	530,460.60
<b>Total Cash Outflows</b>	<b>Php 5,678,852.20</b>
<b>Net Cash Flows from Operating Activities</b>	<b>Php 39,069,818.70</b>
<b>Cash Flows from Investing Activities</b>	
<b>Cash Inflows</b>	
Proceeds from Sale of Investment Property	Php -
Proceeds from Sale/Disposal of Property, Plant and Equipment	-
Proceeds from Sale of Non-Current Investments	-
Collection of Principal on loans to other entities	-
<b>Total Cash Inflows</b>	<b>Php -</b>
<b>Cash Outflows</b>	
Purchase/Construction of Investment Property	Php 268,840.00
Purchase/Construction of Property, Plant and Equipment	-
Investment	-
Purchase of Bearer Biological Assets	-
Purchase of Intangible Assets	-
Grant of Loans	-
<b>Total Cash Outflows</b>	<b>Php 268,840.00</b>
<b>Net Cash Flows from Investing Activities</b>	<b>Php (268,840.00)</b>
<b>Cash Flows from Financing Activities</b>	
<b>Cash Inflows</b>	
Proceeds from Issuance of Bonds	Php -
Proceeds from Loans	-
<b>Total Cash Inflows</b>	<b>Php -</b>
<b>Cash Outflows</b>	
Payment of Long-Term Liabilities	-
Retirement/Redemption of debt securities	-
Payment of loan amortization	-
<b>Total Cash Outflows</b>	<b>Php -</b>
<b>Net Cash Flows from Financing Activities</b>	<b>Php -</b>
<b>Total Cash Provided by Operating, Investing and Financing Activities</b>	<b>Php 38,800,978.70</b>
<b>Add: Cash at the Beginning of the year</b>	<b>Php 30,603,489.71</b>
<b>Cash Balance at the End of the Year</b>	<b>Php 69,404,468.41</b>

Prepared By:

MA. ROWENA N. TAMAYO  
Management and Audit Analyst IV

Certified Correct: *mm*

EVANGELINE P. CRUZ, CPA  
City Accountant

NATIONAL CAPITAL REGION  
CITY OF NAVOTAS

NAVOTAS POLYTECHNIC COLLEGE  
STATEMENT OF FINANCIAL POSITION  
As of April 30, 2021

<b>ASSETS</b>	
<i>Current Assets</i>	
Cash and Cash Equivalents	Php 67,016,537.53
Investments	638,840.64
Receivables	1,214,350.17
Inventories	
Prepayments and Deferred Charges	
<b>Total Current Assets</b>	<b>Php 68,869,728.36</b>
<i>Non-Current Assets</i>	
Investments	
Receivables	
Investment Property	18,620,348.14
Property, Plant and Equipment	
Biological Assets	
Intangible Assets	
<b>Total Non-Current Assets</b>	<b>Php 18,620,348.14</b>
<b>Total Assets</b>	<b>Php 87,490,076.50</b>
<b>LIABILITIES</b>	
<i>Current Liabilities</i>	
Financial Liabilities	Php 241,106.94
Inter-Agency Payables	5,536,643.45
Trust Liabilities	26,568.84
Deferred Credits/Unearned Income	
<b>Total Current Liabilities</b>	<b>Php 5,804,319.23</b>
<i>Non-Current Liabilities</i>	
Financial Liabilities	
Deferred Credits/Unearned Income	130,664.00
Provisions	
Other Payables	
<b>Total Non-Current Liabilities</b>	<b>Php 130,664.00</b>
<b>Total Liabilities</b>	<b>Php 5,934,983.23</b>
<b>NET ASSETS/EQUITY</b>	<b>Php 81,555,093.27</b>
Government Equity	
<b>Total Liabilities and Net Assets/Equity</b>	<b>Php 87,490,076.50</b>

Prepared By:

MA. ROWENA N. TAMAYO  
Management and Audit Analyst IV

Certified Correct:

EVANGELINE P. CRUZ, CPA  
City Accountant

NATIONAL CAPITAL REGION  
CITY OF NAVOTAS

NAVOTAS POLYTECHNIC COLLEGE  
STATEMENT OF FINANCIAL PERFORMANCE  
As of April 30 , 2021

<b>Revenue</b>	Php	22,369.00
Tax Revenue		
Share from Internal Revenue Collections		
Other Share from National Taxes		252,755.64
Service and Business Income		
Shares, Grants and Donations		
Gains		
Other Income	Php	275,124.64
<b>Total Revenue</b>		
<b>Less: Current Operating Expenses</b>	Php	1,684,593.47
Personnel Services		4,316,822.25
Maintenance and Other Operating Expenses		977,801.56
Non-cash Expenses		-
Financial Expenses	Php	6,979,217.28
<b>Current Operating Expenses</b>		
<b>Surplus (Deficit) from Current Operation</b>	Php	(6,704,092.64)
Add (Deduct):		14,561,594.00
Transfers, Assistance and Subsidy From		-
Transfers, Assistance and Subsidy To	Php	7,857,501.36
<b>Surplus(Deficit) for the period</b>		

Prepared By:

MA. ROWENA M. TAMAYO  
Management and Audit Analyst IV

Certified Correct:

EVANGELINE P. CRUZ, CPA  
City Accountant



NATIONAL CAPITAL REGION  
CITY OF NAVOTAS

NAVOTAS POLYTECHNIC COLLEGE  
Statement of Condensed Cash Flows  
For the Period Ended April 30, 2021

<b>Cash Flows from Operating Activities</b>	
<b>Cash Inflows</b>	
Collection from taxpayers	Php 22,369.00
Share from Internal Revenue Allotment	-
Receipts from business/service income	247,635.00
Interest Income	5,120.64
Dividend Income	-
Other Receipts	44,496,396.43
<b>Total Cash Inflows</b>	<b>Php 44,771,521.07</b>
<b>Cash Outflows</b>	
Payment of expenses	Php 4,124,992.25
Payments to suppliers and creditors	1,727,415.96
Payments to employees	1,449,572.45
Interest Expense	-
Other Expenses	787,652.57
<b>Total Cash Outflows</b>	<b>Php 8,089,633.23</b>
<b>Net Cash Flows from Operating Activities</b>	<b>Php 36,681,887.84</b>
<b>Cash Flows from Investing Activities</b>	
<b>Cash Inflows</b>	
Proceeds from Sale of Investment Property	Php -
Proceeds from Sale/Disposal of Property, Plant and Equipment	-
Proceeds from Sale of Non-Current Investments	-
Collection of Principal on loans to other entities	-
<b>Total Cash Inflows</b>	<b>Php -</b>
<b>Cash Outflows</b>	
Purchase/Construction of Investment Property	Php 268,840.00
Purchase/Construction of Property, Plant and Equipment	-
Investment	-
Purchase of Bearer Biological Assets	-
Purchase of Intangible Assets	-
Grant of Loans	-
<b>Total Cash Outflows</b>	<b>Php 268,840.00</b>
<b>Net Cash Flows from Investing Activities</b>	<b>Php (268,840.00)</b>
<b>Cash Flows from Financing Activities</b>	
<b>Cash Inflows</b>	
Proceeds from Issuance of Bonds	Php -
Proceeds from Loans	-
<b>Total Cash Inflows</b>	<b>Php -</b>
<b>Cash Outflows</b>	
Payment of Long-Term Liabilities	-
Retirement/Redemption of debt securities	-
Payment of loan amortization	-
<b>Total Cash Outflows</b>	<b>Php -</b>
<b>Net Cash Flows from Financing Activities</b>	<b>Php -</b>
<b>Total Cash Provided by Operating, Investing and Financing Activities</b>	<b>Php 36,413,047.84</b>
<b>Add: Cash at the Beginning of the year</b>	<b>30,603,489.71</b>
<b>Cash Balance at the End of the Year</b>	<b>Php 67,016,537.55</b>

Prepared By:

MA. ROWENA N. TAMAYO  
Management and Audit Analyst IV

Certified Correct:


EANGELINE P. CRUZ, CPA  
City Accountant

**NATIONAL CAPITAL REGION  
CITY OF NAVOTAS**


**NAVOTAS POLYTECHNIC COLLEGE  
STATEMENT OF FINANCIAL POSITION  
As of May 31, 2021**

<b>ASSETS</b>	
<i>Current Assets</i>	
Cash and Cash Equivalents	Php 63,448,853.65
Investments	955,476.38
Receivables	1,214,350.17
Inventories	
Prepayments and Deferred Charges	
<b>Total Current Assets</b>	<b>Php 65,618,680.20</b>
<i>Non-Current Assets</i>	
Investments	
Receivables	
Investment Property	19,111,856.13
Property, Plant and Equipment	
Biological Assets	
Intangible Assets	
<b>Total Non-Current Assets</b>	<b>Php 19,111,856.13</b>
	<b>Php 84,730,536.33</b>
<b>Total Assets</b>	
<b>LIABILITIES</b>	
<i>Current Liabilities</i>	
Financial Liabilities	Php 232,022.23
Inter-Agency Payables	5,594,440.86
Trust Liabilities	35,123.34
Deferred Credits/Uncearned Income	
<b>Total Current Liabilities</b>	<b>Php 5,861,586.43</b>
<i>Non-Current Liabilities</i>	
Financial Liabilities	
Deferred Credits/Uncearned Income	
Provisions	130,664.00
Other Payables	
<b>Total Non-Current Liabilities</b>	<b>Php 130,664.00</b>
	<b>Php 5,992,250.43</b>
<b>Total Liabilities</b>	
<b>NET ASSETS/EQUITY</b>	
Government Equity	Php 78,738,285.90
	<b>Php 84,730,536.33</b>
<b>Total Liabilities and Net Assets/Equity</b>	

Prepared By:

  
MA. ROWENA N. TAMAYO  
Management and Audit Analyst IV

Certified Correct:

  
EMANGELINE P. CRUZ, CPA  
City Accountant

**NATIONAL CAPITAL REGION  
CITY OF NAVOTAS**

**NAVOTAS POLYTECHNIC COLLEGE  
STATEMENT OF FINANCIAL PERFORMANCE  
As of May 31, 2021**

<b>Revenue</b>		
Tax Revenue	Php	31,264.00
Share from Internal Revenue Collections		
Other Share from National Taxes		263,975.64
Service and Business Income		
Shares, Grants and Donations		
Gains		
Other Income		
<b>Total Revenue</b>	<b>Php</b>	<b>295,239.64</b>
<b>Less: Current Operating Expenses</b>	<b>Php</b>	<b>2,390,312.57</b>
Personnel Services		6,190,733.51
Maintenance and Other Operating Expenses		1,235,093.57
Non-cash Expenses		-
Financial Expenses		
<b>Current Operating Expenses</b>	<b>Php</b>	<b>9,816,139.65</b>
<b>Surplus (Deficit) from Current Operation</b>	<b>Php</b>	<b>(9,520,900.01)</b>
Add (Deduct):		14,561,594.00
Transfers, Assistance and Subsidy From		
Transfers, Assistance and Subsidy To		-
<b>Surplus(Deficit) for the period</b>	<b>Php</b>	<b>5,040,693.99</b>

Prepared By:

**MA. ROWENA N. TAMAYO**  
Management and Audit Analyst IV

Certified Correct:

**EVANGELINE P. CRUZ, CPA**  
City Accountant

NATIONAL CAPITAL REGION  
CITY OF NAVOTAS

NAVOTAS POLYTECHNIC COLLEGE  
Statement of Condensed Cash Flows  
For the Period Ended May 31, 2021

<b>Cash Flows from Operating Activities</b>	
<b>Cash Inflows</b>	
Collection from taxpayers	Php 31,264.00
Share from Internal Revenue Allotment	-
Receipts from business/service income	258,855.00
Interest Income	5,120.64
Dividend Income	-
Other Receipts	44,496,396.43
<b>Total Cash Inflows</b>	Php 44,791,636.07
<b>Cash Outflows</b>	
Payment of expenses	Php 5,672,406.07
Payments to suppliers and creditors	1,669,609.16
Payments to employees	2,069,860.03
Interest Expense	-
Other Expenses	1,516,756.87
<b>Total Cash Outflows</b>	Php 10,928,632.13
<b>Net Cash Flows from Operating Activities</b>	Php 33,863,003.94
<b>Cash Flows from Investing Activities</b>	
<b>Cash Inflows</b>	
Proceeds from Sale of Investment Property	Php -
Proceeds from Sale/Disposal of Property, Plant and Equipment	-
Proceeds from Sale of Non-Current Investments	-
Collection of Principal on loans to other entities	-
<b>Total Cash Inflows</b>	Php -
<b>Cash Outflows</b>	
Purchase/Construction of Investment Property	Php -
Purchase/Construction of Property, Plant and Equipment	1,017,640.00
Investment	-
Purchase of Bearer Biological Assets	-
Purchase of Intangible Assets	-
Grant of Loans	-
<b>Total Cash Outflows</b>	Php 1,017,640.00
<b>Net Cash Flows from Investing Activities</b>	Php (1,017,640.00)
<b>Cash Flows from Financing Activities</b>	
<b>Cash Inflows</b>	
Proceeds from Issuance of Bonds	Php -
Proceeds from Loans	-
<b>Total Cash Inflows</b>	Php -
<b>Cash Outflows</b>	
Payment of Long-Term Liabilities	-
Retirement/Redemption of debt securities	-
Payment of loan amortization	-
<b>Total Cash Outflows</b>	Php -
<b>Net Cash Flows from Financing Activities</b>	Php -
<b>Total Cash Provided by Operating, Investing and Financing Activities</b>	Php 32,845,363.94
<b>Add: Cash at the Beginning of the year</b>	30,603,489.71
<b>Cash Balance at the End of the Year</b>	Php 63,448,853.65

Prepared By:

MA. ROWENA N. TAMAYO  
Management and Audit Analyst IV


Certified Correct:

EVANGELINA P. CRUZ, CPA  
City Accountant


**CITY GOVERNMENT OF NAVOTAS**  
**NAVOTAS POLYTECHNIC COLLEGE**  
**STATEMENT OF FINANCIAL POSITION**  
**AS OF JUNE 30, 2021**

<b>ASSETS</b>	
<b>Current Assets</b>	
Cash and Cash Equivalents	61,314,921.22
Receivables	856,246.31
Inventories	1,380,771.62
<b>Total Current Assets</b>	<b>63,551,939.15</b>
<b>Non-current Assets</b>	
Property, Plant, and Equipment	18,834,420.22
<b>Total Non-current Assets</b>	<b>18,834,420.22</b>
<b>TOTAL ASSETS</b>	<b>82,386,359.37</b>
<b>LIABILITIES</b>	
<b>Current Liabilities</b>	
Financial Liabilities	232,022.23
Inter-Agency Payables	5,547,554.28
Intra-Agency Payables	184,800.21
Trust Liabilities	35,123.34
<b>Total Current Liabilities</b>	<b>5,999,500.06</b>
<b>Non-current Liabilities</b>	
Other Payables	130,664.00
<b>Total Non-current Liabilities</b>	<b>130,664.00</b>
<b>TOTAL LIABILITIES</b>	<b>6,130,164.06</b>
<b>NET ASSETS/EQUITY</b>	
Government Equity	76,256,195.31
<b>TOTAL LIABILITIES AND NET ASSETS/EQUITY</b>	<b>82,386,359.37</b>

**Prepared By:**

  
**DENZEL A. CRUZ, CPA**  
 Accountant III

**Certified Correct:**

  
**EVANGELINE P. CRUZ, CPA**  
 City Accountant

**CITY GOVERNMENT OF NAVOTAS  
NAVOTAS POLYTECHNIC COLLEGE  
STATEMENT OF FINANCIAL PERFORMANCE  
AS OF JUNE 30, 2021**

<b>INCOME</b>	
Tax Revenue	32,790.00
Service and Business Income	271,925.00
Other Income	11,782.49
<b>Total Income</b>	<b>316,497.49</b>
<b>CURRENT OPERATING EXPENSES</b>	
Personnel Services	2,791,199.57
Maintenance and Other Operating Expenses	8,015,759.04
Non-cash Expenses	1,512,529.48
<b>Total Current Operating Expenses</b>	<b>12,319,488.09</b>
<b>DEFICIT FROM OPERATIONS</b>	<b>(12,002,990.60)</b>
Add: Transfers, Assistance, and Subsidy from	14,561,594.00
<b>SURPLUS FOR THE PERIOD</b>	<b>2,558,603.40</b>

**Prepared By:**

  
**DENZEL A. CRUZ, CPA**  
Accountant (II)

**Certified Correct:**

  
**EVANGELINE P. CRUZ, CPA**  
City Accountant

# CITY GOVERNMENT OF NAVOTAS

## NAVOTAS CITY HOSPITAL STATEMENT OF CASH FLOWS AS OF JUNE 30, 2021

<b>CASH FLOWS FROM OPERATING ACTIVITIES</b>	
<b>Cash Inflows</b>	
Collections from taxpayers	32,790.00
Receipts from business/service income	271,925.00
Interest Income	11,782.49
Other Receipts	44,496,396.43
<b>Total Cash Inflows from Operating Activities</b>	<b>44,812,893.92</b>
<b>Cash Outflows</b>	
Payment of expenses	7,441,210.09
Payment to suppliers and creditors	1,754,893.45
Payment to employees	2,366,731.70
Other expenses	1,520,987.17
<b>Total Cash Outflows from Operating Activities</b>	<b>13,083,822.41</b>
<b>Net Cash Flows from Operating Activities</b>	<b>31,729,071.51</b>
<b>CASH FLOWS FROM INVESTING ACTIVITIES</b>	
<b>Cash Outflows</b>	
Purchase/Construction of Property, Plant, and Equipment	1,017,640.00
<b>Net Cash Flows from Investing Activities</b>	<b>1,017,640.00</b>
<b>Total Cash Provided by Operating and Investing Activities</b>	<b>30,711,431.51</b>
<b>Cash Balance as of January 1, 2021</b>	<b>30,603,489.71</b>
<b>Cash Balance as of June 30, 2021</b>	<b>61,314,921.22</b>

Prepared By:

  
DENZEL A. CRUZ, CPA  
Accountant III

Certified Correct:

  
EVANGELINE P. CRUZ, CPA  
City Accountant