




Republic of the Philippines  
CITY GOVERNMENT of NAVOTAS  
**OFFICE OF THE CITY ACCOUNTANT**  
1052 Mariano Naval Street, Navotas City 1485



19 December 2024

**MS. JENIFER G. GALORPORT, CESE**  
DILG City Director

**MS. MARIA IRISH ALOHA D. CUBILLAN**  
Public Information Officer

**ENGR. RENATO S. REYES**  
ICT Officer

Greetings!

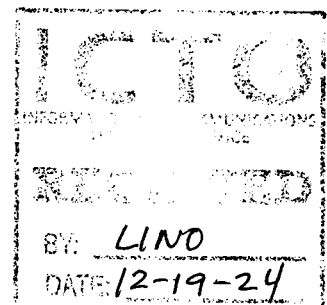
In compliance with the Full Disclosure Policy, we are submitting the financial statements of **GENERAL FUND** for the month of **November 2024**.

Statement of Financial Position  
Statement of Financial Performance  
Statement of Cash Flows

For your immediate and appropriate action.

Respectfully Yours,


  
**DENZEL A. CRUZ**  
Acting City Accountant




**CITY GOVERNMENT OF NAVOTAS**  
**GENERAL FUND**  
**STATEMENT OF FINANCIAL POSITION**  
**AS OF NOVEMBER 30, 2024**

<b>ASSETS</b>	
<b>Current Assets</b>	
Cash and Cash Equivalents	531,810,993.90
Investments	278,407,661.33
Receivables	219,158,459.48
Inventories	95,787,457.88
Prepayments and Deferred Charges	23,819,347.09
<b>Total Current Assets</b>	<b>1,148,983,919.68</b>
<b>Noncurrent Assets</b>	
Investment Property	9,942,796.05
Property, Plant, and Equipment	3,456,601,556.07
Intangible Assets	12,626,973.82
<b>Total Noncurrent Assets</b>	<b>3,479,171,325.94</b>
<b>TOTAL ASSETS</b>	<b>4,628,155,245.62</b>
<b>LIABILITIES</b>	
<b>Current Liabilities</b>	
Financial Liabilities	641,466,476.45
Inter-Agency Payables	108,615,401.60
Intra-Agency Payables	10,327,202.05
Trust Liabilities	15,265,369.12
Deferred Credits/Unearned Income	181,421,138.94
Other Payables	4,264,116.85
<b>Total Current Liabilities</b>	<b>961,359,705.01</b>
<b>TOTAL LIABILITIES</b>	<b>961,359,705.01</b>
<b>NET ASSETS/EQUITY</b>	
Government Equity	3,666,795,540.61
<b>TOTAL LIABILITIES AND NET ASSETS/EQUITY</b>	<b>4,628,155,245.62</b>

Prepared by:

  
**Romilet E. Luzande**  
 Administrative Officer IV


Certified Correct:

  
**DENZEL A. CRUZ, CPA**  
 Acting City Accountant


**CITY GOVERNMENT OF NAVOTAS  
GENERAL FUND  
STATEMENT OF FINANCIAL PERFORMANCE  
AS OF NOVEMBER 30, 2024**

<b>Revenue</b>	
Tax Revenue	531,907,156.75
Share from Internal Revenue Collections	828,818,419.00
Service and Business Income	68,398,827.84
Shares, Grants, and Donations	87,826,322.05
Other Income	9,634,563.76
<b>Total Revenue</b>	<b>1,526,585,289.40</b>
<b>Current Operating Expenses</b>	
Personnel Services	276,683,452.68
Maintenance and Other Operating Expenses	558,764,275.60
Financial Expenses	28,931,360.02
Non-cash Expenses	257,663,584.77
<b>Total Current Operating Expenses</b>	<b>1,122,042,673.07</b>
<b>Surplus from Current Operations</b>	<b>404,542,616.33</b>
<b>Transfers, Assistance, and Subsidy</b>	
Transfers, Assistance, and Subsidy from	859,178,396.28
Transfers, Assistance, and Subsidy to	192,444,033.35
<b>Net Financial Assistance/Subsidy</b>	<b>666,734,362.93</b>
<b>SURPLUS FOR THE PERIOD</b>	<b>1,071,276,979.26</b>

Prepared by:

  
Romilet E. Luzande  
Administrative Officer IV

Certified Correct:

  
DENZEL A. CRUZ, CPA  
Acting City Accountant

**CITY GOVERNMENT OF NAVOTAS**  
**GENERAL FUND**  
**STATEMENT OF CASH FLOWS**  
**AS OF NOVEMBER 30, 2024**

**Cash Flows From Operating Activities**

**Cash Inflows**

Collections from taxpayers	513,900,066.36
Share from internal revenue allotment	792,905,419.00
Receipts from business/service income	61,179,906.73
Interest income	263,461.04
Other receipts	500,515,311.34
<b>Total Cash Inflows</b>	<b>1,868,764,164.47</b>

**Cash Outflows**

Payment of expenses	519,457,642.88
Payment to suppliers and creditors	231,564,470.33
Payment to employees	164,869,214.79
Interest Expense	27,390,371.45
Other expenses	663,795,411.87
<b>Total Cash Outflows</b>	<b>1,607,077,111.32</b>

**Net Cash Flows from Operating Activities** **261,687,053.15**

**Cash Flows From Investing Activities**

**Cash Outflows**

Purchase/construction of property, plant, and equipment	294,440,477.21
<b>Total Cash Outflows</b>	<b>294,440,477.21</b>

**Net Cash Flows from Investing Activities** **(294,440,477.21)**

**Cash Flows From Financing Activities**

**Cash Inflows**

Proceeds from loans	200,588,396.87
<b>Total Cash Inflows</b>	<b>200,588,396.87</b>

**Cash Outflows**

Payment of loan amortization	76,020,849.18
<b>Total Cash Outflows</b>	<b>76,020,849.18</b>

**Net Cash Flows from Financing Activities** **124,567,547.69**

**Total Cash Flows Provided by Operating, Investing,  
and Financing Activities** **91,814,123.63**

**Cash Balance at beginning of the year** **439,996,870.27**

**Cash Balance at end of the period** **531,810,993.90**

Prepared by:

  
**Romilet E. Luzande**  
 Administrative Officer IV

Certified Correct:

  
**DENZEL A. CRUZ, CPA**  
 Acting City Accountant