


MIS



REPUBLIC OF THE PHILIPPINES

**CITY GOVERNMENT OF NAVOTAS**

Mariano Naval Street, Navotas City

*Office of the City Accountant*

January 09, 2020

**MS. SUDI G. VALENCIA**

City Director- DILG

**MS. MA. IRISH ALOHA D. CUBILLAN**

Acting Public Information Officer

**MR. RENATO REYES**

MIS-Chief

**This City**

Dear Ms. Valencia, Ms. Cubillan and Mr. Reyes:

In compliance to the full disclosure order, transparency and Seal of Good Local Governance (SGLG) respectfully forwarded herewith for posting in the official website of the City Government , the attached copies of the Reports of **GENERAL FUND** for the **month of November 2019**

Statement of Financial Position  
Statement of Financial Performance  
Statement of Cash Flow

For your immediate appropriate action, please.

Very truly yours,

**EVANGELINE P. CRUZ, CPA**

*City Accountant*

NATIONAL CAPITAL REGION  
CITY GOVERNMENT OF NAVOTAS  
GENERAL FUND  
STATEMENT OF FINANCIAL POSITION  
As of November 30, 2019

<b>ASSETS</b>	
<b>Current Assets</b>	
Cash and Cash Equivalents	Php 565,222,570.57
Investments	257,653,932.79
Receivables	141,380,262.85
Inventories	53,913,150.68
Prepayments and Deferred Charges	30,023,562.32
<b>Total Current Assets</b>	<b>Php 1,048,193,479.21</b>
<b>Non-Current Assets</b>	
Investments	
Receivables	
Investment Property	9,942,796.05
Property, Plant and Equipment	1,872,339,087.82
Biological Assets	
Intangible Assets	13,553,776.44
<b>Total Non-Current Assets</b>	<b>Php 1,895,835,660.31</b>
<b>Total Assets</b>	<b>Php 2,944,029,139.52</b>
<b>LIABILITIES</b>	
<b>Current Liabilities</b>	
Financial Liabilities	Php 4,206,631.67
Inter-Agency Payables	27,006,339.16
Intra-Agency Payables	4,416,157.55
Trust Liabilities	4,957,335.06
Deferred Credits/Unearned Income	125,952,056.73
<b>Total Current Liabilities</b>	<b>Php 166,538,520.17</b>
<b>Non-Current Liabilities</b>	
Financial Liabilities	Php 406,866,643.48
Deferred Credits/Unearned Income	
Provisions	
Other Payables	3,549,647.75
<b>Total Non-Current Liabilities</b>	<b>Php 410,416,291.23</b>
<b>Total Liabilities</b>	<b>Php 576,954,811.40</b>
<b>NET ASSETS/EQUITY</b>	
Government Equity	Php 2,367,074,328.12
<b>Total Liabilities and Net Assets/Equity</b>	<b>Php 2,944,029,139.52</b>

Prepared By:

MA. ROWENA N. TAMAYO  
Management and Audit Analyst III

Certified Correct:

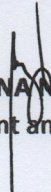
EVANGELINE P. CRUZ, CPA  
City Accountant

**NATIONAL CAPITAL REGION  
CITY GOVERNMENT OF NAVOTAS**


**GENERAL FUND  
STATEMENT OF FINANCIAL PERFORMANCE  
For the Period Ended November 30, 2019**

<i>Revenue</i>		
Tax Revenue	Php	449,685,241.28
Share from Internal Revenue Collections		585,954,314.00
Other Share from National Taxes		1,459,251.47
Service and Business Income		74,192,539.20
Shares, Grants and Donations		1,849,257.65
Gains		
Other Income		29,612,467.01
<b>Total Revenue</b>	<b>Php</b>	<b>1,142,753,070.61</b>
<i>Less: Current Operating Expenses</i>		
Personnel Services	Php	250,493,392.06
Maintenance and Other Operating Expenses		299,166,100.54
Financial Expenses		19,547,863.81
Direct Cost		
Non-cash Expenses		127,420,990.22
<b>Current Operating Expenses</b>	<b>Php</b>	<b>696,628,346.63</b>
<b>Surplus (Deficit) from Current Operation</b>	<b>Php</b>	<b>446,124,723.98</b>
<i>Add (Deduct):</i>		
Transfers, Assistance and Subsidy From		61,154,143.56
Transfers, Assistance and Subsidy To		138,458,611.82
<b>Surplus(Deficit) for the period</b>	<b>Php</b>	<b>368,820,255.72</b>

Prepared By:

  
**MA. ROWENA N. TAMAYO**  
Management and Audit Analyst III

Certified Correct:

  
**EVANGELINE P. CRUZ, CPA**  
City Accountant

**NATIONAL CAPITAL REGION  
CITY OF NAVOTAS  
GENERAL FUND  
Statement of Condensed Cash Flows  
For the Year Period Ended November 30, 2019**

<b>Cash Flows from Operating Activities</b>	
<i>Cash Inflows</i>	
Collection from taxpayers	Php 444,208,454.10
Share from Internal Revenue Allotment	585,954,314.00
Receipts from business/service income	66,051,042.49
Interest Income	445,230.72
Dividend Income	
Other Receipts	610,617,890.38
<b>Total Cash Inflows</b>	<b>Php 1,707,276,931.69</b>
<i>Cash Outflows</i>	
Payment of expenses	Php 341,767,286.62
Payments to suppliers and creditors	80,794,339.68
Payments to employees	277,391,310.14
Interest Expense	18,624,616.58
Other Expenses	268,041,371.52
<b>Total Cash Outflows</b>	<b>Php 986,618,924.54</b>
<b>Net Cash Flows from Operating Activities</b>	<b>Php 720,658,007.15</b>
<b>Cash Flows from Investing Activities</b>	
<i>Cash Inflows</i>	
Proceeds from Sale of Investment Property	Php -
Proceeds from Sale/Disposal of Property, Plant and Equipment	-
Proceeds from Sale of Non-Current Investments	-
Collection of Principal on loans to other entities	-
<b>Total Cash Inflows</b>	<b>Php -</b>
<i>Cash Outflows</i>	
Purchase/Construction of Investment Property	
Purchase/Construction of Property, Plant and Equipment	505,478,519.94
Investment (Time Deposit)	
Purchase of Bearer Biological Assets	
Purchase of Intangible Assets	
Grant of Loans	
<b>Total Cash Outflows</b>	<b>Php 505,478,519.94</b>
<b>Net Cash Flows from Investing Activities</b>	<b>Php (505,478,519.94)</b>
<b>Cash Flows from Financing Activities</b>	
<i>Cash Inflows</i>	
Proceeds from Issuance of Bonds	Php -
Proceeds from Loans	138,100,503.74
<b>Total Cash Inflows</b>	<b>Php 138,100,503.74</b>
<i>Cash Outflows</i>	
Payment of Long-Term Liabilities	Php -
Retirement/Redemption of debt securities	-
Payment of loan amortization	39,269,003.93
<b>Total Cash Outflows</b>	<b>Php 39,269,003.93</b>
<b>Net Cash Flows from Financing Activities</b>	<b>Php 98,831,499.81</b>
<b>Total Cash Provided by Operating, Investing and Financing Activities</b>	<b>Php 314,010,987.02</b>
<b>Add: Cash at the Beginning of the year</b>	<b>251,211,583.55</b>
<b>Cash Balance at the End of the Year</b>	<b>Php 565,222,570.57</b>

Prepared By:

**MA. ROWENA M. TAMAYO**  
Management and Audit Analyst III

Certified Correct:

**EVANGELINE P. CRUZ, CPA**  
City Accountant