



December 29, 2020

MS SUDI G. VALENCIA
City Director DILG - Navotas

MS MARIA IRISH ALOHA CUBILLAN
Public Information Officer (Bulletin Board of Navotas City Hall/NPC/Navotas
Lying In)

MR RENATO REYES
ICTO Head

MR DENNIS DELA PAZ
Encoder DILG - Portal

Dear Sir and Colleague,

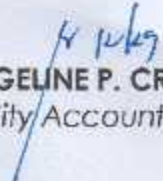
Respectfully forwarded herewith are the Reports of Local Disaster Risk Reduction and Management Fund Utilization for the months of October and November 2020.

Relative thereto, in aid of transparency and accountability, may we request for the posting of the Report in the Bulletin Board and various conspicuous places in the City (PIO) and Official Website of the City Government (MIS).

Please acknowledge receipt.

Thank you very much.

Respectfully yours,


EVANGELINE P. CRUZ, CPA
City Accountant

LOCAL DISASTER RISK REDUCTION AND MANAGEMENT FUND UTILIZATION

As of October 31, 2020

City of Navotas

Particulars	LDRRMF		Total		NDRRMF	From Other Sources	TRUST FUND	Total
	Quick Response Fund (QRF)	Mitigation Fund 70%						
		Current Appropriations		Continuing Appropriations				
A. Sources of Funds:								
Current Appropriations	22,513,441.00	52,531,361.00	75,044,802.00					75,044,802.00
Continuing Appropriations	-	-	-	33,048,640.15				33,048,640.15
Prev Year's Approp transferred to the Special Trust Fund	-	-	-	-			26,278,581.76	26,278,581.76
2019	-	-	-	-			25,120,841.42	25,120,841.42
Transfer/Grants	-	-	-	-			-	-
Total Funds Available	22,513,441.00	52,531,361.00	75,044,802.00	33,048,640.15	-	-	51,399,423.18	159,492,865.33
B. Utilization : Current Appropriations								
MOOE								
Training Expenses			-					-
Food Expenses			-					-
Other Supplies Expense			-					-
Welfare Goods Expense	11,148,750.00		11,148,750.00					11,148,750.00
Medical, Dental and Laboratory Supplies	5,531,388.00	15,152,787.10	20,684,175.10					20,684,175.10
Representation Expenses			-					-
Flood Control Projects			-					-
Rep. & Maint. - Furnitures and Fixtures			-					-
Rep. & Maint. - Road Networks			-					-
Rep. & Maint. - Motor Vehicles			-					-
Rep. & Maint. - Other Infra. Assets			-					-
Rep. & Maint. - Other Machinery & Equipt.			-					-
Donations	2,456,906.40		2,456,906.40					2,456,906.40
CAPITAL OUTLAY								
Furnitures & Fixtures			-					-
Communication Equipment			-					-
Construction and Heavy Equipment			-	1,680,000.00				1,680,000.00
Disaster Response and Rescue Equipment			-					-
Medical, Dental and Laboratory Equipment	1,650,000.00		1,650,000.00					1,650,000.00
Water Craft	-		-					-

Particulars	LDRRMF		Total		NDRRMF	From Other Sources	TRUST FUND	Total
	Quick Response Fund (QRF)	Mitigation Fund 70%						
Other Property, Plant & Equipment	-		-					
Other Machinery & Equipment			-					-
Other Infrastructure Assets			-					-
Flood Control System			-					-
Road Networks			-					-
			-					-
B 1. TRUST FUND Utilization			-					-
MOOE			-					-
Rep. & Maint. - Infrastructures Assets			-					-
Medical, Dental and Laboratory Supplies			-				6,267,040.00	6,267,040.00
Other Supplies Expense			-				4,699,535.00	4,699,535.00
Other Infrastructures Assets			-					-
			-					-
CAPITAL OUTLAY			-					-
Road Networks			-					-
Disaster Response and Rescue Equipment			-					-
Motor Vehicle			-					-
Other Structures			-					-
Communication Equipment			-					-
Furnitures & Fixtures			-					-
Other Infrastructure Assets			-					-
Other Machinery & Equipment			-					-
Total Utilization	20,787,044.40	15,152,787.10	35,939,831.50	1,680,000.00	-	-	10,966,575.00	48,586,406.50
Unutilized Balance	1,726,396.60	37,378,573.90	39,104,970.50	31,368,640.15	-	-	40,432,848.18	110,906,458.83

Certified Correct:

E. P. Cruz

EVANGELINE P. CRUZ, CPA
City Accountant

Prepared By:

L. Castolo

Leah T. Castolo
Senior Administrative Asst. 1


LOCAL DISASTER RISK REDUCTION AND MANAGEMENT FUND UTILIZATION
As of November 30, 2020
City of Navotas

Particulars	LDRRMF		Total		NDRRMF	From Other Sources	TRUST FUND	Total
	Quick Response Fund (QRF)	Mitigation Fund 70%						
		Current Appropriations		Continuing Appropriations				
Sources of Funds:								
Current Appropriations	22,513,441.00	52,531,361.00	75,044,802.00					75,044,802.00
Continuing Appropriations	-		-	33,048,640.15				33,048,640.15
Previous Year's Approp transferred to the Special Fund	-		-				26,278,581.76	26,278,581.76
2019			-				25,120,841.42	25,120,841.42
Transfer/Grants	-		-					-
Total Funds Available	22,513,441.00	52,531,361.00	75,044,802.00	33,048,640.15	-	-	51,399,423.18	159,492,865.33
Utilization : Current Appropriations								
DOE								
Training Expenses			-					-
Food Expenses			-					-
Other Supplies Expense			-					-
Welfare Goods Expense	11,148,750.00		11,148,750.00					11,148,750.00
Medical, Dental and Laboratory Supplies	5,531,388.00	15,152,787.10	20,684,175.10					20,684,175.10
Representation Expenses			-					-
Flood Control Projects			-					-
Rep. & Maint. - Furnitures and Fixtures			-					-
Rep. & Maint. - Road Networks			-					-
Rep. & Maint. - Motor Vehicles			-					-
Rep. & Maint. - Other Infra. Assets			-					-
Rep. & Maint. - Other Machinery & Equipt.			-					-
Donations	2,456,906.40		2,456,906.40					2,456,906.40
CAPITAL OUTLAY								
Furnitures & Fixtures			-					-
Communication Equipment			-					-
Construction and Heavy Equipment			-	1,680,000.00				1,680,000.00
Disaster Response and Rescue Equipment			-	3,880,000.00				3,880,000.00
Medical, Dental and Laboratory Equipment	1,650,000.00		1,650,000.00					1,650,000.00
Water Craft	-		-					-

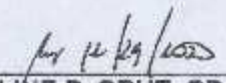
Particulars	LDRRMF		Total		NDRRMF	From Other Sources	TRUST FUND	Total
	Quick Response Fund (QRF)	Mitigation Fund 70%						
Other Property, Plant & Equipment	-	-	-					
Other Machinery & Equipment	-	-	-					
Other Infrastructure Assets	-	-	-					
Flood Control System	-	-	-					
Road Networks	-	-	-					
	-	-	-					
1. TRUST FUND Utilization	-	-	-					
MOOE	-	-	-					
Rep. & Maint. - Infrastructures Assets	-	-	-					
Medical, Dental and Laboratory Supplies	-	-	-				6,267,040.00	6,267,040.00
Other Supplies Expense	-	-	-				4,699,535.00	4,699,535.00
Other Infrastructures Assets	-	-	-					
	-	-	-					
CAPITAL OUTLAY	-	-	-					
Road Networks	-	-	-					
Disaster Response and Rescue Equipment	-	-	-					
Motor Vehicle	-	-	-					
Other Structures	-	-	-					
Communication Equipment	-	-	-					
Furnitures & Fixtures	-	-	-					
Other Infrastructure Assets	-	-	-					
Other Machinery & Equipment	-	-	-					
Total Utilization	20,787,044.40	15,152,787.10	35,939,831.50	5,560,000.00	-	-	10,966,575.00	52,466,406.50
Unutilized Balance	1,726,396.60	37,378,573.90	39,104,970.50	27,488,640.15	-	-	40,432,848.18	107,026,458.83

Certified Correct:

Prepared By:



Leah T. Castolo
Senior Administrative Asst. 1


EVANGELINE P. CRUZ, CPA
City Accountant