



REPUBLIC OF THE PHILIPPINES

CITY GOVERNMENT OF NAVOTAS

Mariano Naval Street, Navotas City

Office of the City Accountant

July 31, 2023

MS. JENIFER GALORPORT
City Director- DILG

MS. MA. IRISH ALOHA D. CUBILLAN
Public Information Officer

MR. RENATO REYES
MIS-Chief
This City

Dear Ms. Galorport, Ms. Cubillan and Mr. Reyes:


In compliance to the full disclosure order, transparency and Seal of Good Local Governance (SGLG) respectfully forwarded herewith for posting in the official website of the City Government, the attached copies of report of the GENERAL FUND for the 2nd quarter of 2023, to wit:

**Statement of Financial Position
Statement of Financial Performance
Statement of Cashflow –**

For your immediate appropriate action, please.

Very truly yours,

EVANGELINE P. CRUZ, CPA
City Accountant



The City Government of Navotas
1052 Mariano Naval Street, Navotas City
Tele Fax No (02) 281 4080 local 342

NATIONAL CAPITAL REGION
CITY GOVERNMENT OF NAVOTAS
GENERAL FUND
STATEMENT OF FINANCIAL POSITION
As of April 30, 2023

ASSETS	
Current Assets	
Cash and Cash Equivalents	Php 635,444,832.33
Investments	268,143,049.78
Receivables	197,154,833.65
Inventories	137,379,987.77
Prepayments and Deferred Charges	10,759,149.55
Total Current Assets	Php 1,248,881,853.08
Non-Current Assets	
Investments	
Receivables	
Investment Property	9,942,796.05
Property, Plant and Equipment	2,375,491,229.48
Biological Assets	-
Intangible Assets	8,790,307.15
Total Non-Current Assets	Php 2,394,224,332.68
Total Assets	Php 3,643,106,185.76
LIABILITIES	
Current Liabilities	
Financial Liabilities	Php 496,227,426.21
Inter-Agency Payables	81,297,138.79
Intra-Agency Payables	
Trust Liabilities	5,003,095.59
Deferred Credits/Unearned Income	219,158,628.57
Other Payables	4,603,567.00
Total Current Liabilities	Php 806,289,856.16
Non-Current Liabilities	
Financial Liabilities	Php -
Deferred Credits/Unearned Income	-
Provisions	-
Other Payables	-
Total Non-Current Liabilities	Php -
Total Liabilities	Php 806,289,856.16
NET ASSETS/EQUITY	
Government Equity	Php 2,836,816,329.60
Total Liabilities and Net Assets/Equity	Php 3,643,106,185.76

Prepared By:

MA. ROWENA N. TAMAYO
Management and Audit Analyst IV

Certified Correct:

EVANGELINE P. CRUZ, CPA
City Accountant

CITY GOVERNMENT OF NAVOTAS

GENERAL FUND
STATEMENT OF FINANCIAL PERFORMANCE
For the Period Ended April 30, 2023

Revenue		
Tax Revenue	Php	370,485,829.99
Share from Internal Revenue Collections		284,510,432.00
Other Share from National Taxes		-
Service and Business Income		35,908,176.67
Shares, Grants and Donations		7,909,015.59
Gains		
Other Income		5,479,661.00
Total Revenue	Php	704,293,115.25
Less: Current Operating Expenses		
Personnel Services	Php	85,097,022.65
Maintenance and Other Operating Expenses		139,866,314.77
Financial Expenses		7,472,245.35
Direct Cost		
Non-cash Expenses		76,186,166.54
Current Operating Expenses	Php	308,621,749.31
Surplus (Deficit) from Current Operation	Php	395,671,365.94
Add (Deduct):		
Transfers, Assistance and Subsidy From		44,868,356.39
Transfers, Assistance and Subsidy To		61,925,566.72
Surplus(Deficit) for the period	Php	378,614,155.61

Prepared By:

MA. ROWENA N. TAMAYO
Management and Audit Analyst IV

Certified Correct:

EVANGELINE P. CRUZ, CPA
City Accountant

NATIONAL CAPITAL REGION
CITY OF NAVOTAS
GENERAL FUND
Statement of Condensed Cash Flows
For the Period Ended April 30, 2023

Cash Flows from Operating Activities	
Cash Inflows	
Collection from taxpayers	Php 356,937,886.06
Share from Internal Revenue Allotment	284,510,432.00
Receipts from business/service income	35,399,399.83
Interest Income	76,354.91
Dividend Income	
Other Receipts	80,331,804.03
Total Cash Inflows	Php 757,255,876.83
Cash Outflows	
Payment of expenses	Php 156,501,115.37
Payments to suppliers and creditors	97,945,201.17
Payments to employees	102,989,762.51
Interest Expense	7,412,387.85
Other Expenses	116,882,083.58
Total Cash Outflows	Php 481,730,550.48
Net Cash Flows from Operating Activities	Php 275,525,326.35
Cash Flows from Investing Activities	
Cash Inflows	
Proceeds from Sale of Investment Property	Php -
Proceeds from Sale/Disposal of Property, Plant and Equipment	-
Proceeds from Sale of Non-Current Investments	-
Collection of Principal on loans to other entities	-
Total Cash Inflows	Php -
Cash Outflows	
Purchase/Construction of Investment Property	
Purchase/Construction of Property, Plant and Equipment	19,589,716.11
Investment (Time Deposit)	
Purchase of Bearer Biological Assets	
Purchase of Intangible Assets	
Grant of Loans	-
Total Cash Outflows	Php 19,589,716.11
Net Cash Flows from Investing Activities	Php (19,589,716.11)
Cash Flows from Financing Activities	
Cash Inflows	
Proceeds from Issuance of Bonds	Php -
Proceeds from Loans	6,380,944.57
Total Cash Inflows	Php 6,380,944.57
Cash Outflows	
Payment of Long-Term Liabilities	Php -
Retirement/Redemption of debt securities	-
Payment of loan amortization	22,353,719.52
Total Cash Outflows	Php 22,353,719.52
Net Cash Flows from Financing Activities	Php (15,972,774.95)
Total Cash Provided by Operating, Investing and Financing Activities	Php 239,962,835.29
Add: Cash at the Beginning of the year	395,481,997.04
Cash Balance at the End of the Year	Php 635,444,832.33

Prepared By:

MA. ROWENA T. TAMAYO
Management and Audit Analyst IV

Certified Correct:

EVANGELINE P. CRUZ, CPA
City Accountant

NATIONAL CAPITAL REGION
CITY GOVERNMENT OF NAVOTAS
GENERAL FUND
STATEMENT OF FINANCIAL POSITION
As of May 31, 2023

ASSETS	
Current Assets	
Cash and Cash Equivalents	Php 580,519,357.29
Investments	269,040,541.88
Receivables	193,578,474.48
Inventories	147,323,198.96
Prepayments and Deferred Charges	19,138,853.96
Total Current Assets	Php 1,209,600,426.57
Non-Current Assets	
Investments	
Receivables	
Investment Property	9,942,796.05
Property, Plant and Equipment	2,358,763,374.84
Biological Assets	-
Intangible Assets	8,648,373.82
Total Non-Current Assets	Php 2,377,354,544.71
Total Assets	Php 3,586,954,971.28
LIABILITIES	
Current Liabilities	
Financial Liabilities	Php 488,832,649.28
Inter-Agency Payables	47,017,782.45
Intra-Agency Payables	
Trust Liabilities	4,969,648.39
Deferred Credits/Unearned Income	218,643,724.12
Other Payables	4,409,561.09
Total Current Liabilities	Php 763,873,365.33
Non-Current Liabilities	
Financial Liabilities	Php -
Deferred Credits/Unearned Income	-
Provisions	-
Other Payables	-
Total Non-Current Liabilities	Php -
Total Liabilities	Php 763,873,365.33
NET ASSETS/EQUITY	
Government Equity	Php 2,823,081,605.95
Total Liabilities and Net Assets/Equity	Php 3,586,954,971.28

Prepared By:

MA. ROWENA N. TAMAYO
Management and Audit Analyst IV

Certified Correct:

EVANGELINE P. CRUZ, CPA
City Accountant

CITY GOVERNMENT OF NAVOTAS

**GENERAL FUND
STATEMENT OF FINANCIAL PERFORMANCE
For the Period Ended May 31, 2023**

Revenue		
Tax Revenue	Php	381,406,389.88
Share from Internal Revenue Collections		355,638,040.00
Other Share from National Taxes		-
Service and Business Income		39,445,744.51
Shares, Grants and Donations		10,916,007.09
Gains		
Other Income		7,602,160.17
Total Revenue	Php	795,008,341.65
Less: Current Operating Expenses		
Personnel Services	Php	121,961,580.07
Maintenance and Other Operating Expenses		180,047,551.88
Financial Expenses		9,398,779.64
Direct Cost		
Non-cash Expenses		95,031,596.91
Current Operating Expenses	Php	406,439,508.50
Surplus (Deficit) from Current Operation	Php	388,568,833.15
Add (Deduct):		
Transfers, Assistance and Subsidy From		46,489,636.39
Transfers, Assistance and Subsidy To		82,753,057.35
Surplus(Deficit) for the period	Php	352,305,412.19

Prepared By:

MA. ROWENA N. TAMAYO
Management and Audit Analyst IV

Certified Correct:

EVANGELINE P. CRUZ, CPA
City Accountant

NATIONAL CAPITAL REGION
CITY OF NAVOTAS
GENERAL FUND
Statement of Condensed Cash Flows
For the Period Ended May 31, 2023

Cash Flows from Operating Activities	
Cash Inflows	
Collection from taxpayers	Php 367,858,445.95
Share from Internal Revenue Allotment	355,638,040.00
Receipts from business/service income	38,034,142.58
Interest Income	81,687.90
Dividend Income	
Other Receipts	98,856,234.54
Total Cash Inflows	Php 860,468,550.97
Cash Outflows	
Payment of expenses	Php 221,026,054.59
Payments to suppliers and creditors	117,254,248.48
Payments to employees	139,435,728.64
Interest Expense	9,338,922.14
Other Expenses	149,078,468.93
Total Cash Outflows	Php 636,133,422.78
Net Cash Flows from Operating Activities	Php 224,335,128.19
Cash Flows from Investing Activities	
Cash Inflows	
Proceeds from Sale of Investment Property	Php -
Proceeds from Sale/Disposal of Property, Plant and Equipment	-
Proceeds from Sale of Non-Current Investments	-
Collection of Principal on loans to other entities	-
Total Cash Inflows	Php -
Cash Outflows	
Purchase/Construction of Investment Property	
Purchase/Construction of Property, Plant and Equipment	21,389,358.51
Investment (Time Deposit)	
Purchase of Bearer Biological Assets	
Purchase of Intangible Assets	-
Grant of Loans	
Total Cash Outflows	Php 21,389,358.51
Net Cash Flows from Investing Activities	Php (21,389,358.51)
Cash Flows from Financing Activities	
Cash Inflows	
Proceeds from Issuance of Bonds	Php -
Proceeds from Loans	6,380,944.57
Total Cash Inflows	Php 6,380,944.57
Cash Outflows	
Payment of Long-Term Liabilities	Php -
Retirement/Redemption of debt securities	-
Payment of loan amortization	24,289,354.00
Total Cash Outflows	Php 24,289,354.00
Net Cash Flows from Financing Activities	Php (17,908,409.43)
Total Cash Provided by Operating, Investing and Financing Activities	Php 185,037,360.25
Add: Cash at the Beginning of the year	395,481,997.04
Cash Balance at the End of the Year	Php 580,519,357.29

Prepared By:

MA. ROWENA M. TAMAYO
Management and Audit Analyst IV

Certified Correct:

EVANGELINE P. CRUZ, CPA
City Accountant

NATIONAL CAPITAL REGION
CITY GOVERNMENT OF NAVOTAS
GENERAL FUND
STATEMENT OF FINANCIAL POSITION
As of June 30 2023

ASSETS	
Current Assets	
Cash and Cash Equivalents	Php 548,597,119.60
Investments	269,067,541.88
Receivables	192,837,370.26
Inventories	153,754,041.60
Prepayments and Deferred Charges	21,733,421.64
Total Current Assets	Php 1,185,989,494.98
Non-Current Assets	
Investments	
Receivables	
Investment Property	9,942,796.05
Property, Plant and Equipment	2,394,984,337.99
Biological Assets	-
Intangible Assets	8,506,440.49
Total Non-Current Assets	Php 2,413,433,574.53
Total Assets	Php 3,599,423,069.51
LIABILITIES	
Current Liabilities	
Financial Liabilities	Php 518,268,619.54
Inter-Agency Payables	47,757,309.25
Intra-Agency Paybles	
Trust Liabilities	4,969,648.39
Deferred Credits/Unearned Income	215,062,671.04
Other Payables	4,567,602.96
Total Current Liabilities	Php 790,625,851.18
Non-Current Liabilities	
Financial Liabilities	Php -
Deferred Credits/Unearned Income	-
Provisions	
Other Payables	-
Total Non-Current Liabilities	Php -
Total Liabilities	Php 790,625,851.18
NET ASSETS/EQUITY	
Government Equity	Php 2,808,797,218.33
Total Liabilities and Net Assets/Equity	Php 3,599,423,069.51

Prepared By:

MA. ROWENA N. TAMAYO
Management and Audit Analyst IV

Certified Correct:


EVANGELINE P. CRUZ, CPA
City Accountant

CITY GOVERNMENT OF NAVOTAS


GENERAL FUND
STATEMENT OF FINANCIAL PERFORMANCE
For the Period Ended June 30, 2023

Revenue		
Tax Revenue	Php	393,574,987.94
Share from Internal Revenue Collections		426,765,648.00
Other Share from National Taxes		-
Service and Business Income		42,380,278.24
Shares, Grants and Donations		10,916,007.09
Gains		
Other Income		10,561,389.42
Total Revenue	Php	884,198,310.69
Less: Current Operating Expenses		
Personnel Services	Php	148,893,251.35
Maintenance and Other Operating Expenses		219,699,574.07
Financial Expenses		12,492,186.12
Direct Cost		
Non-cash Expenses		113,863,301.70
Current Operating Expenses	Php	494,948,313.24
Surplus (Deficit) from Current Operation	Php	389,249,997.45
Add (Deduct):		
Transfers, Assistance and Subsidy From		47,056,136.39
Transfers, Assistance and Subsidy To		98,281,514.27
Surplus(Deficit) for the period	Php	338,024,619.57

Prepared By:


MA. ROWENA N. TAMAYO
Management and Audit Analyst IV

Certified Correct:


EVANGELINE P. CRUZ, CPA
City Accountant

**NATIONAL CAPITAL REGION
CITY OF NAVOTAS
GENERAL FUND
Statement of Condensed Cash Flows
For the Period Ended June 30, 2023**

Cash Flows from Operating Activities		
Cash Inflows		
Collection from taxpayers	Php	380,027,044.01
Share from Internal Revenue Allotment		426,765,648.00
Receipts from business/service income		40,900,020.83
Interest Income		150,343.38
Dividend Income		
Other Receipts		104,211,049.97
Total Cash Inflows	Php	952,054,106.19
Cash Outflows		
Pavment of expenses	Php	256,104,846.64
Payments to suppliers and creditors		130,430,696.99
Payments to employees		167,482,991.02
Interest Expense		12,431,728.62
Other Expenses		168,237,744.19
Total Cash Outflows	Php	734,688,007.46
Net Cash Flows from Operating Activities	Php	217,366,098.73
Cash Flows from Investing Activities		
Cash Inflows		
Proceeds from Sale of Investment Property	Php	-
Proceeds from Sale/Disposal of Property, Plant and Equipment		-
Proceeds from Sale of Non-Current Investments		-
Collection of Principal on loans to other entities		-
Total Cash Inflows	Php	-
Cash Outflows		
Purchase/Construction of Investment Property		
Purchase/Construction of Property, Plant and Equipment		37,761,406.50
Investment (Time Deposit)		
Purchase of Bearer Biological Assets		
Purchase of Intangible Assets		-
Grant of Loans		
Total Cash Outflows	Php	37,761,406.50
Net Cash Flows from Investing Activities	Php	(37,761,406.50)
Cash Flows from Financing Activities		
Cash Inflows		
Proceeds from Issuance of Bonds	Php	-
Proceeds from Loans		6,380,944.57
Total Cash Inflows	Php	6,380,944.57
Cash Outflows		
Payment of Long-Term Liabilities	Php	-
Retirement/Redemption of debt securities		-
Payment of loan amortization		32,870,514.24
Total Cash Outflows	Php	32,870,514.24
Net Cash Flows from Financing Activities	Php	(26,489,569.67)
Total Cash Provided by Operating, Investing and Financing Activities	Php	153,115,122.56
Add: Cash at the Beginning of the year		395,481,997.04
Cash Balance at the End of the Year	Php	548,597,119.60

Prepared By:

MA. ROWENA NOTAMAYO
Management and Audit Analyst IV

Certified Correct:

EVANGELINE P. CRUZ, CPA
City Accountant