



REPUBLIC OF THE PHILIPPINES
CITY GOVERNMENT OF NAVOTAS
Mariano Naval Street, Navotas City

Office of the City Accountant

September 23, 2020

MS. SUDI G. VALENCIA
City Director- DILG Navotas

MS. MA. IRISH ALOHA D. CUBILLAN
Public Information Officer

MR. RENATO REYES
MIS Chief

Dear Ms. Valencia, Ms. Cubillan and Mr. Reyes

In compliance to the full disclosure order, transparency and Seal of Good Housekeeping respectfully forwarded herewith for posting in the official Website of the City Government (MIS) and designated Bulletin Board for the Purpose (PIO), the attached copies of the Report of **SPECIAL EDUCATION FUND** for the month of **JUNE 2020** to wit:

- **Statement of Financial Position**
- **Statement of Financial Performance**
- **Statement of Cash Flow**

For your immediate appropriate action.


Very truly yours,

EVANGELINE P. CRUZ, CPA
City Accountant


Republic of the Philippines
 City Government of Navotas
 Special Education Fund
 Statement of Financial Position
 As of JUNE 30, 2020

		2020
ASSETS		
<i>Current Assets</i>		
Cash and Cash Equivalents		184,110,270.12
Investments		4,132,907.67
Receivables		55,781,825.22
Inventories		764,281.25
Prepayments and Deferred Charges		1,809.28
Total Current Assets		244,791,093.54
<i>Non-Current Assets</i>		
Property, Plant and Equipment		171,700,800.59
Biological Assets		-
Intangible Assets		-
Total Non-Current Assets		171,700,800.59
Total Assets		416,491,894.13
LIABILITIES		
<i>Current Liabilities</i>		
Financial Liabilities		5,071,668.39
Inter-Agency Payables		484,908.27
Intra-Agency Payables		66,772.00
Trust Liabilities		436,070.75
Deferred Credits/Unearned Income		54,547,983.00
Total Current Liabilities		60,607,402.41
<i>Non-Current Liabilities</i>		
Other Payables		50,000.00
Total Non-Current Liabilities		50,000.00
Total Liabilities		60,657,402.41
NET ASSETS/EQUITY		
Government Equity		355,834,491.72
Total Liabilities and Net Assets/Equity		416,491,894.13

Prepared by:


CHRISTIAN JOY A. FAUSTINO
 Admin Assistant II


Certified Correct;


EVANGELINE P. CRUZ, CPA
 City Accountant

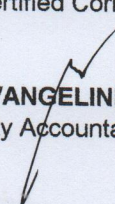
Republic of the Philippines
 City Government of Navotas
 Special Education Fund
 Statement of Financial Performance
 For the month ended JUNE 30, 2020

		2020
Revenue		
Tax Revenue		99,979,318.97
Service and Business Income		71,161.47
Total Revenue		100,050,480.44
Less: Current Operating Expenses		
Personnel Services		904,106.72
Maintenance and Other Operating Expenses		9,972,132.31
Non-cash Expenses		9,566,019.20
Financial Expenses		1,800.00
Current Operating Expenses		20,444,058.23
Surplus (Deficit) from Current Operation		79,606,422.21
Add (Deduct):		
Transfers, Assistance and Subsidy From		
Transfers, Assistance and Subsidy To		(10,784,983.32)
Surplus(Deficit) for the period		68,821,438.89

Prepared by:


CHRISTIAN JOY A. FAUSTINO
 Admin Assistant II


Certified Correct;


EVANGELINE P. CRUZ, CPA
 City Accountant

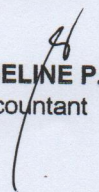
Republic of the Philippines
City Government of Navotas
Special Education Fund
Statement of Condensed Cash Flows
For the Month Ended JUNE 30, 2020

		2020
Cash Flows from Operating Activities		
<i>Cash Inflows</i>		
Collection from taxpayers		95,782,795.81
Interest Income		71,161.47
Other Receipts		653,268.50
Total Cash Inflows		96,507,225.78
<i>Cash Outflows</i>		
Payment of expenses		-
Payments to suppliers and creditors		6,561,585.47
Payments to employees		12,506,779.88
Interest Expense		-
Other Expenses		10,814,495.97
Total Cash Outflows		29,882,861.32
Net Cash Flows from Operating Activities		66,624,364.46
Cash Flows from Investing Activities		
<i>Cash Inflows</i>		
Proceeds from Sale/Disposal of Property, Plant and Equipment		-
Total Cash Inflows		-
<i>Cash Outflows</i>		
Purchase/Construction of Investment Property		-
Purchase/Construction of Property, Plant and Equipment		3,346,205.73
Investment		-
Purchase of Bearer Biological Assets		-
Purchase of Intangible Assets		-
Grant of Loans		-
Total Cash Outflows		3,346,205.73
Net Cash Flows from Investing Activities		(3,346,205.73)
Cash Flows from Financing Activities		
<i>Cash Inflows</i>		
Proceeds from Issuance of Bonds		-
Proceeds from Loans		-
Total Cash Inflows		-
<i>Cash Outflows</i>		
Payment of Long-Term Liabilities		-
Retirement/Redemption of debt securities		-
Payment of loan amortization		-
Total Cash Outflows		-
Net Cash Flows from Financing Activities		-
Total Cash Provided by Operating, Investing and Financing Activities		63,278,158.73
Add: Cash at the Beginning of the year		120,832,111.39
Cash Balance at the End of the Year		184,110,270.12

Prepared by:


CHRISTIAN JOY A. FAUSTINO
 Admin Assistant II

Certified Correct;


EVANGELINE P. CRUZ, CPA
 City Accountant