



Republic of the Philippines
Metropolitan Manila
City Government of Navotas
OFFICE OF THE CITY ACCOUNTANT



July 07, 2025

Mr. VENANCIO G. HERRERA
Supervising Auditor

MR VONNE B. VILLANUEVA
CDRRM Officer

MS MARIA IRISH ALOHA CUBILLAN
Public Information Officer (Bulletin Board of Navotas City Hall/NPC/Navotas
Lying In)

MR RENATO REYES
ICTO Head

Dear Sir and Colleague,

Respectfully forwarded herewith is the Report of Local Disaster Risk Reduction and Management Fund Utilization for the months of April and May 2025

Relative thereto, in aid of transparency and accountability, may we request for the posting of the Report in the Bulletin Board and various conspicuous places in the City (PIO) and Official Website of the City Government (MIS).


Please acknowledge receipt.

Thank you very much.

Respectfully yours,


DENZEL A. CRUZ, CPA
Acting City Accountant

cc: Mayor's Office



OFFICE OF THE CITY ACCOUNTANT
3/F Navotas City Hall, M. Naval St., Sipac-Almacen, Navotas City 1485
accounting@navotas.gov.ph | (02) 8283 7415 loc. 302, 303

LOCAL DISASTER RISK REDUCTION AND MANAGEMENT FUND UTILIZATION

REGION:
PROVINCE:
CITY/MUNICIPALITY:


NATIONAL CAPITAL REGION
METRO MANILA
CITY OF NAVOTAS

CALENDAR YEAR: 2025
MONTH
April

Particulars	LDRRM Fund		NDRRM Fund	From Other LGUs	From Other Sources	TRUST FUND	Total
	Quick Response Fund (QRF) 30%	Mitigation Fund 70%					
A. Sources of Funds							
Current Appropriations	29,271,608.00	68,300,420.00					97,572,028.00
Continuing Appropriations		20,701,109.77					20,701,109.77
Previous Years' Appropriations						8,764,388.04	8,764,388.04
Transferred to the Special Trust Fund							
2024						500,000.00	500,000.00
2023						16,997,587.92	16,997,587.92
2022						89,841.55	89,841.55
Transfer/Grants							
Total Funds Available	29,271,608.00	89,001,529.77	-	-		26,351,817.51	144,624,955.28
B. Utilization							-
Food Supplies							-
Welfare Goods Expenses							-
Drug and Medicines Expenses							-
Medical, Dental and Laboratory Supplies		599,500.00					599,500.00
Repair of Evacuation Center							-
Trainings						20,828.00	20,828.00
Animal/Zoological Supplies Expenses						509,575.00	509,575.00
Other Supplies & Materials						1,640,650.00	1,640,650.00
Fuel, oil and Lubricant Expenses							-

Representation Expenses		30,500.00						30,500.00
Donations								-
Communication Equipment								-
Medical Equipment								-
Information & Communication Technology Equipment								-
Other Land Improvements								-
Disaster Response and Rescue Equipment		1,077,770.00						1,077,770.00
Other Infrastructure Assets						914,334.64		914,334.64
Road Networks		1,481,297.61						1,481,297.61
Transfers to other LGUs								-
Continuing								-
Total Utilization	-	3,698,642.61		-	-	2,575,812.64		6,274,455.25
Unutilized Balance	29,271,608.00	85,302,887.16		-	-	23,776,004.87		138,350,500.03

We hereby certify that we have reviewed the contents and hereby attest to the veracity and correctness of the data or information contained in this document.



DENZEL A. CRUZ, CPA
Acting City Accountant

LOCAL DISASTER RISK REDUCTION AND MANAGEMENT FUND UTILIZATION

REGION: NATIONAL CAPITAL REGION

PROVINCE: METRO MANILA

CITY/MUNICIPALITY: CITY OF NAVOTAS


CALENDAR YEAR: 2025

MONTH: May

Particulars	LDRRM Fund		NDRRM Fund	From Other LGUs	From Other Sources	TRUST FUND	Total
	Quick Response Fund (QRF) 30%	Mitigation Fund 70%					
A. Sources of Funds							
Current Appropriations	29,271,608.00	68,300,420.00					97,572,028.00
Continuing Appropriations		20,701,109.77					20,701,109.77
Previous Years' Appropriations Transferred to the Special Trust Fund						8,764,388.04	8,764,388.04
2024						500,000.00	500,000.00
2023						16,997,587.92	16,997,587.92
2022						89,841.55	89,841.55
Transfer/Grants							
Total Funds Available	29,271,608.00	89,001,529.77	-	-		26,351,817.51	144,624,955.28
B. Utilization							-
Food Supplies							-
Welfare Goods Expenses							-
Drug and Medicines Expenses							-
Medical, Dental and Laboratory Supplies		599,500.00					599,500.00
Repair of Evacuation Center							-
Trainings						20,828.00	20,828.00
Animal/Zoological Supplies Expenses		509,575.00					509,575.00
Other Supplies & Materials						1,640,650.00	1,640,650.00

Fuel, oil and lubricant Expenses								-
Representation Expenses		34,000.00						34,000.00
Donations								-
Communication Equipment								-
Medical Equipment								-
Information & Communication Technology Equipment								-
Other Land Improvements								-
Disaster Response and Rescue Equipment		1,077,770.00						1,077,770.00
Other Infrastructure Assets							914,334.64	914,334.64
Road Networks		7,585,553.41						7,585,553.41
Flood Control Systems							5,969,766.47	5,969,766.47
Transfers to other LGUs								-
Continuing								-
Total Utilization	-	9,806,398.41		-	-	-	8,545,579.11	18,351,977.52
Unutilized Balance	29,271,608.00	79,195,131.36		-	-	-	17,806,238.40	126,272,977.76

We hereby certify that we have reviewed the contents and hereby attest to the veracity and correctness of the data or information contained in this document.



DENZEL A. CRUZ, CPA
Acting City Accountant